








### Legend

-  LINN Operating Water Facility
-  Existing WPX Water Pipeline
-  Water Truck Route
-  Existing Pad

### LINN Operating Inc. Water Share Agreement Water Transfer Map

9/2/2014



0 1,500 3,000 6,000  
Feet