

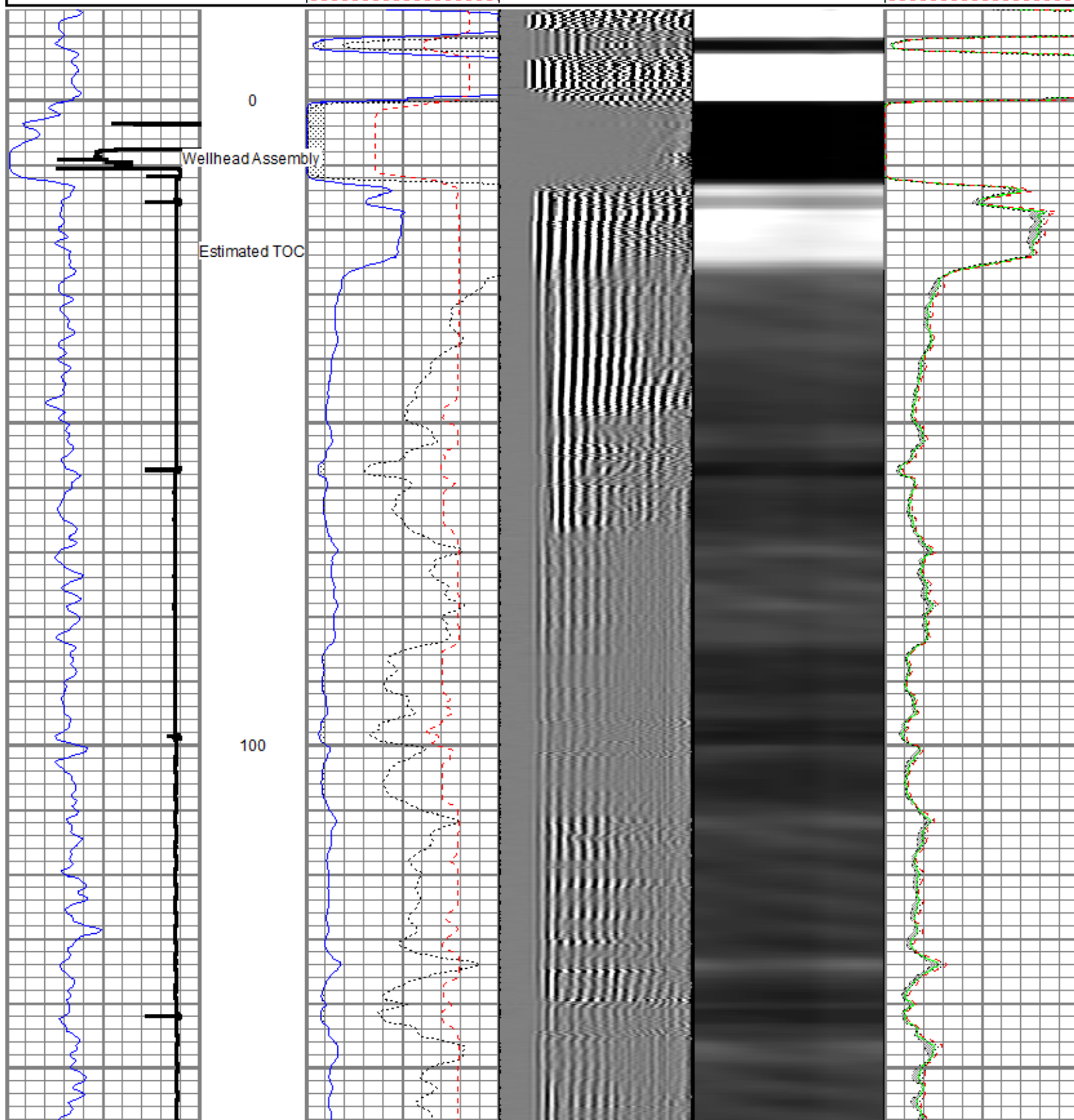


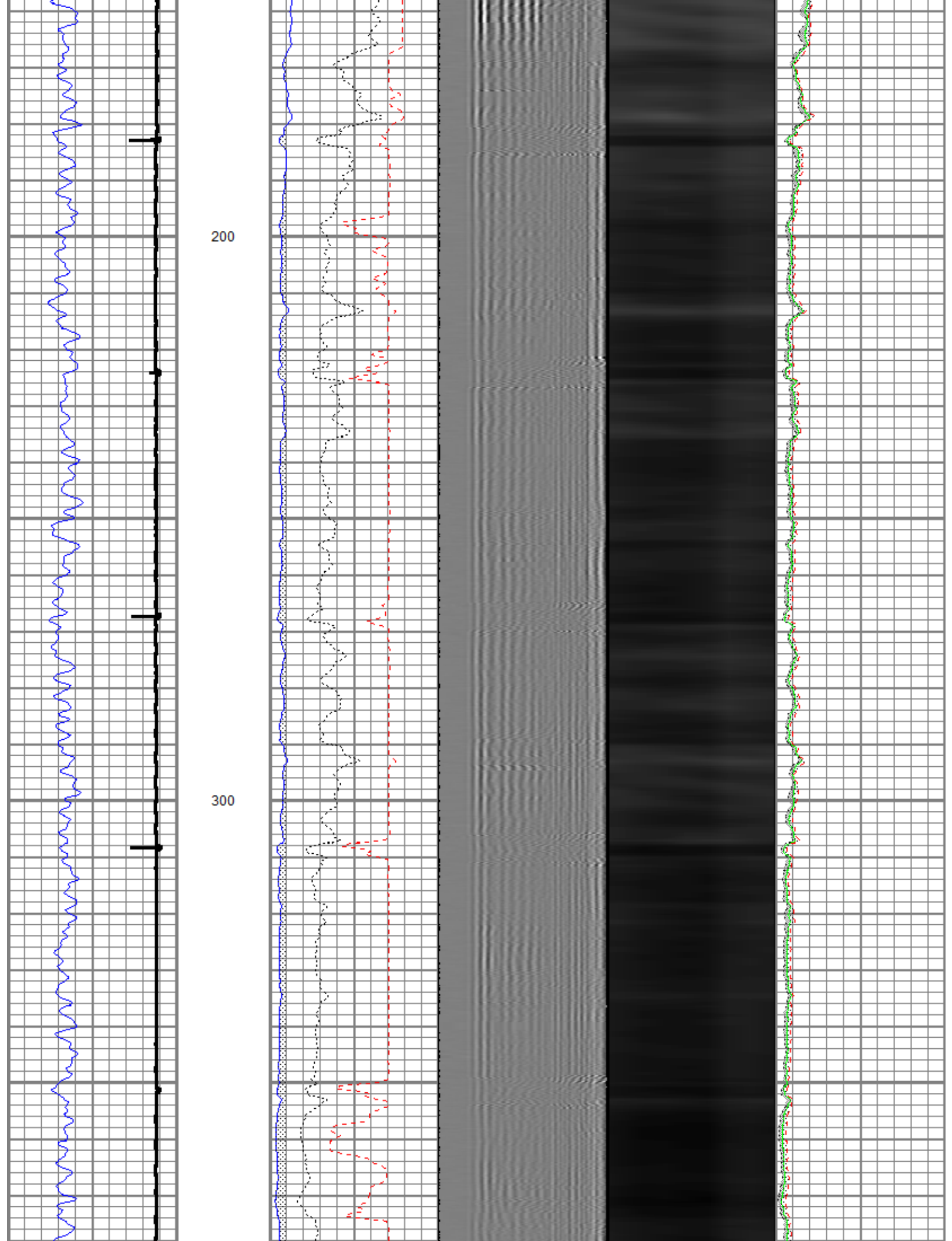
<<< Fold Here >>>
All interpretations are opinions based on inferences from electrical or other measurements and we cannot and do not guarantee the accuracy or correctness of any interpretation, and we shall not, except in the case of gross or willful negligence on our part, be liable or responsible for any loss, costs, damages, or expenses incurred or sustained by anyone resulting from any interpretation made by any of our officers, agents or employees. These interpretations are also subject to our general terms and conditions set out in our current Price Schedule.
Comments
<p>Logged as per Customer request.</p> <p>Depth reference to Casing Tally reported Liner Top at 6407 FT.</p> <p>Adjusted log +1 FT to correlate with Liner Top</p> <p>Gauge Ring/Junk Basket ran to 6574 FT with no debris found, prior to log run.</p> <p>Retrievable Bridge Plug set at 6485 FT, prior to log run.</p> <p>Log ran from just above RBP to surface.</p> <p>Log ran with 2800 PSI surface induced pressure.</p> <p>Wellhead grease found on logging tools after operations.</p> <p>Thank you for choosing FMC Technologies Completion Services, Inc.!!</p>

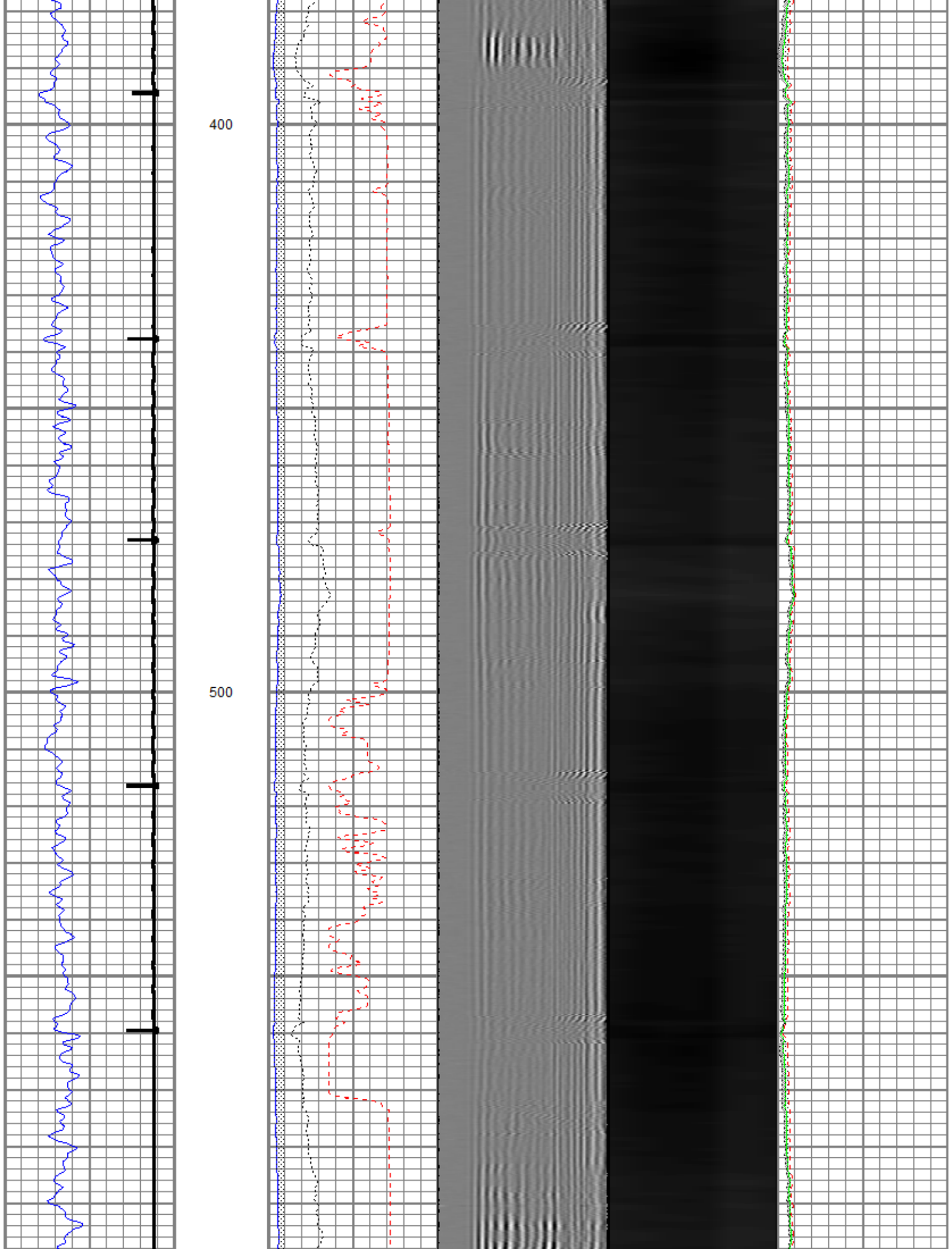


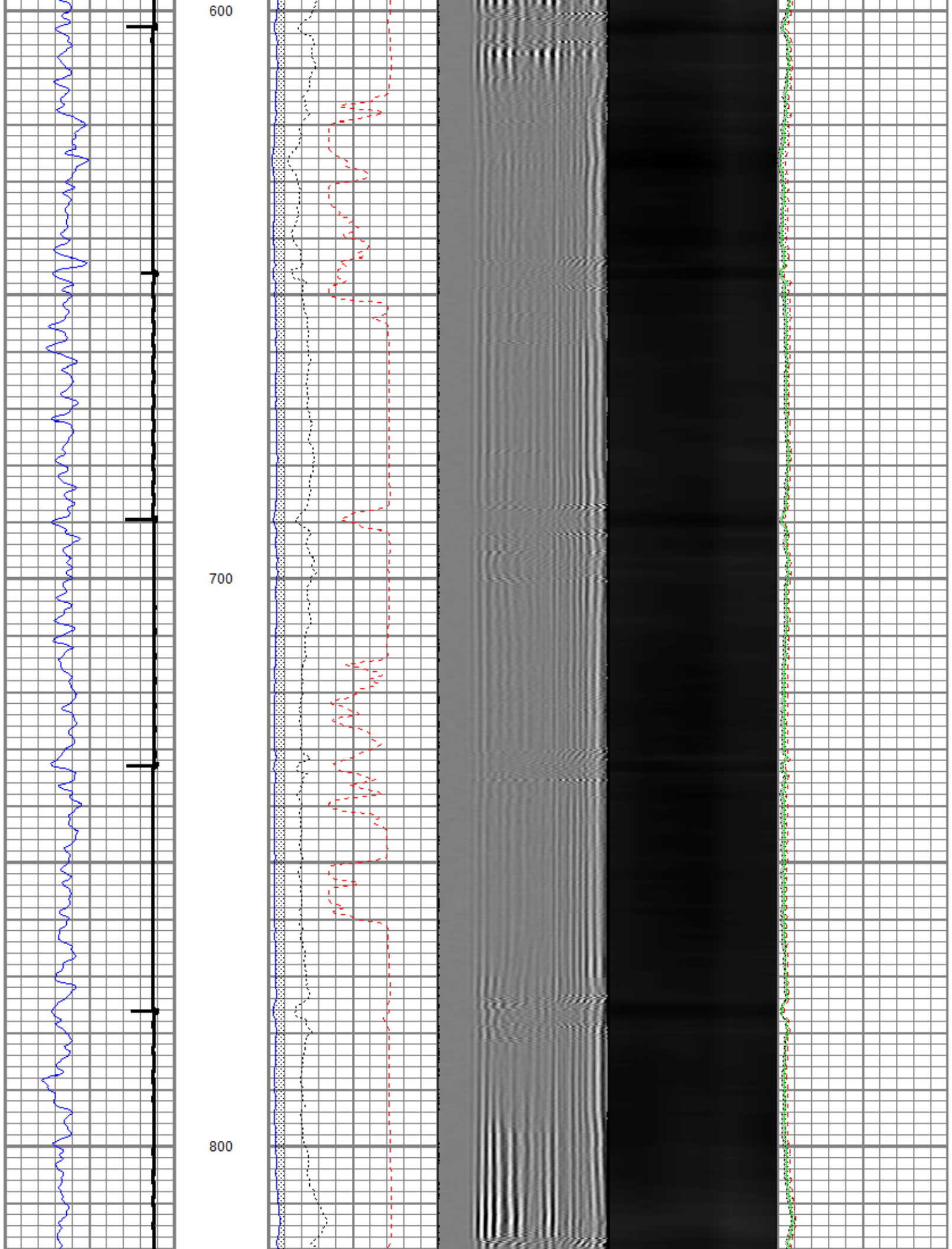
Database File: anadarko_elliott state 1n-17hz_mit_rcbl_11-may-2014.db
 Dataset Pathname: main
 Presentation Format: rbt007
 Dataset Creation: Sun May 11 14:54:41 2014 by Log Sondex V7.03
 Charted by: Depth in Feet scaled 1:240

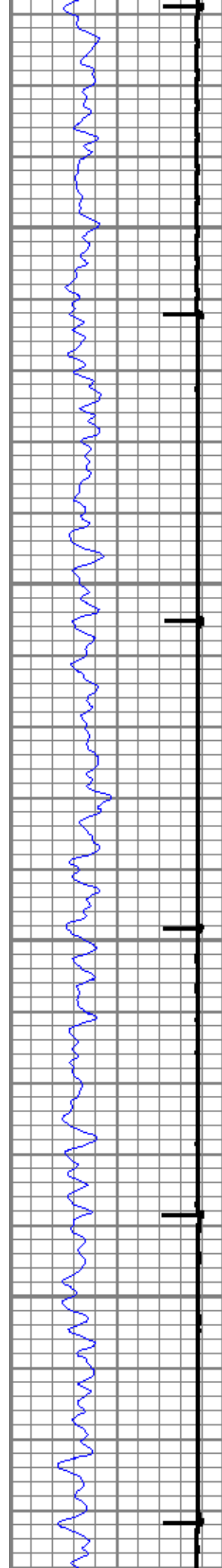
Gamma Ray	0	3' Amplitude (mV)	100	5' Variable Density Log	Sector Map	0	Average Amplitude	100
(GAPI)	0	3' Amplitude x 5	200	1200			Minimum Amplitude	
Casing Collar Locator	0	(mV)	20			0	Maximum Amplitude	100
		3' Travel Time						
	650	(usec)	150			0		100





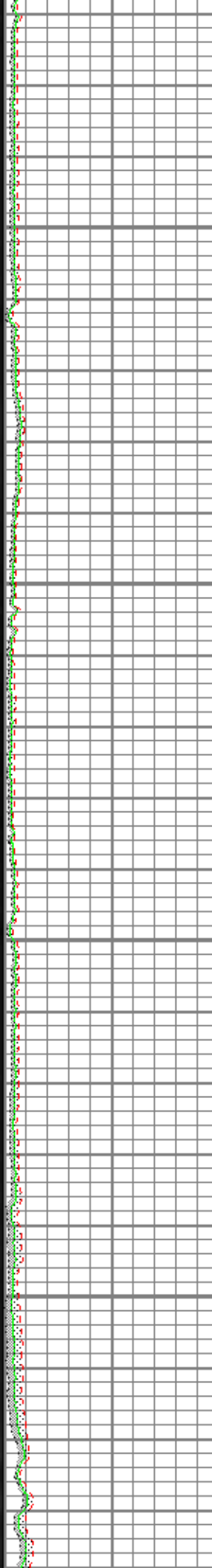


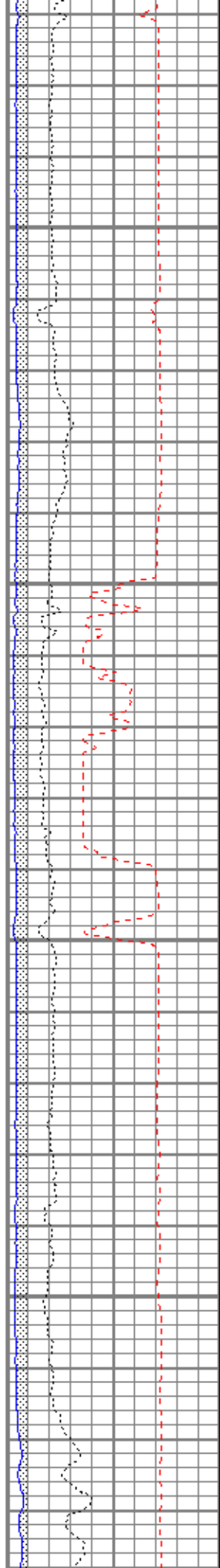


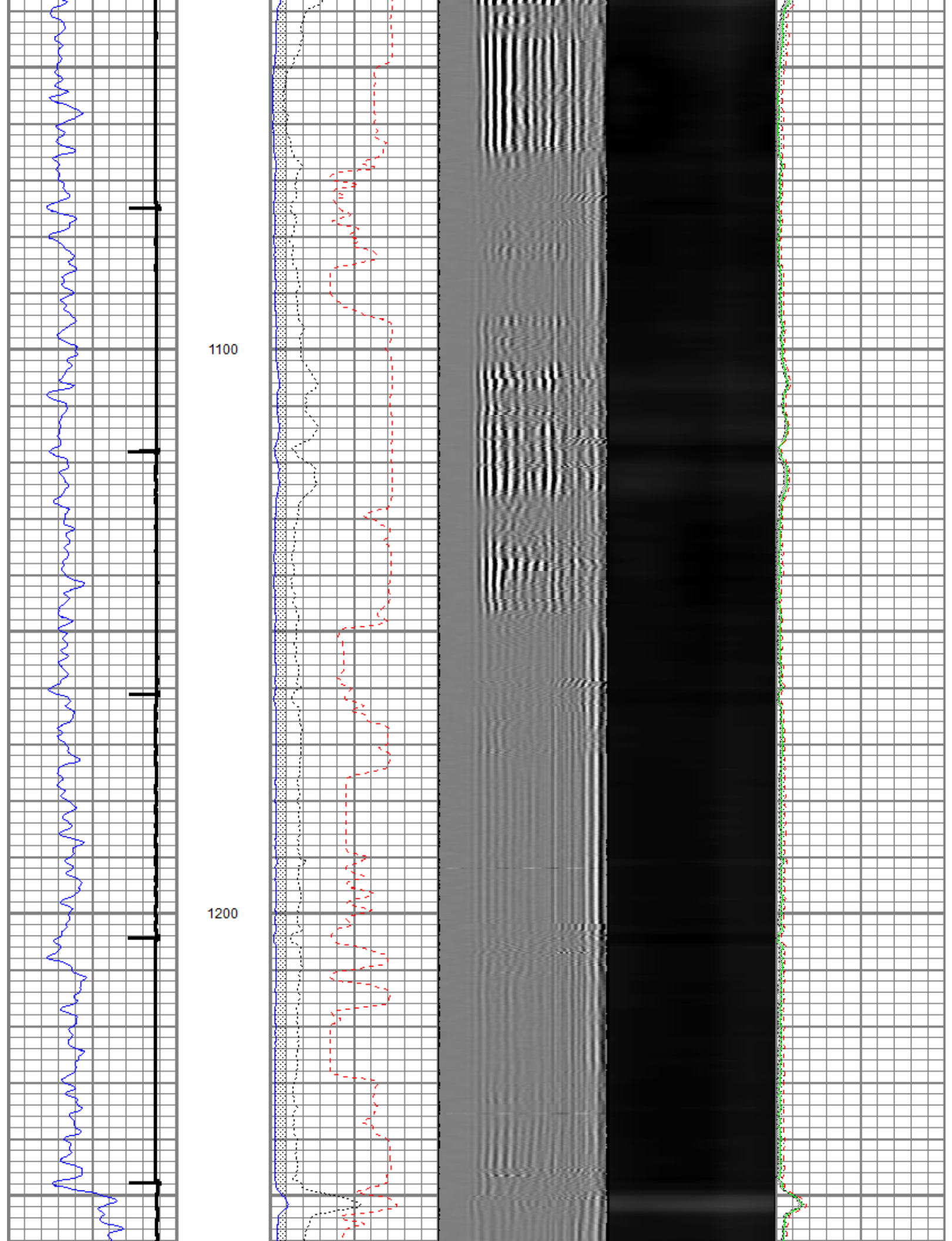


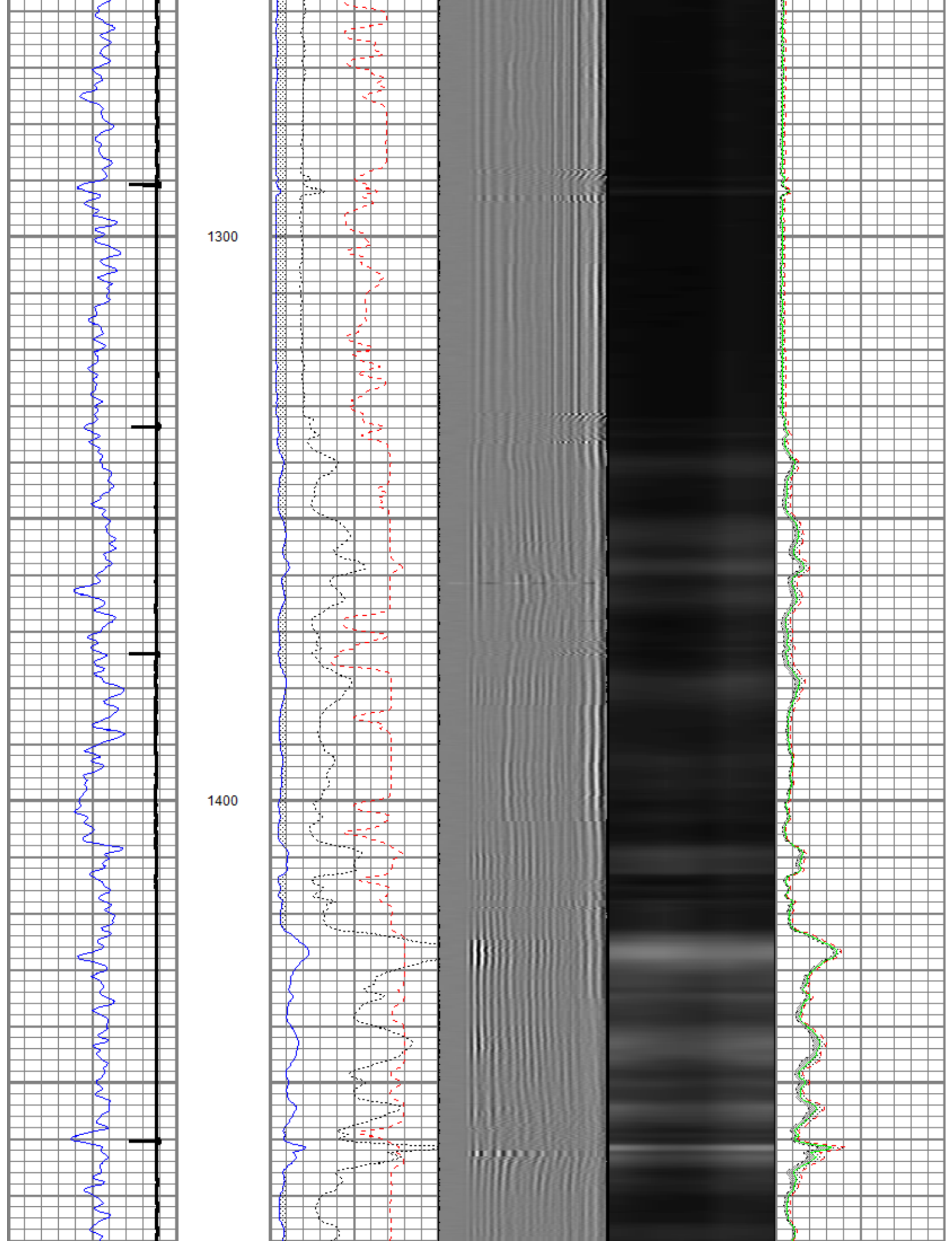


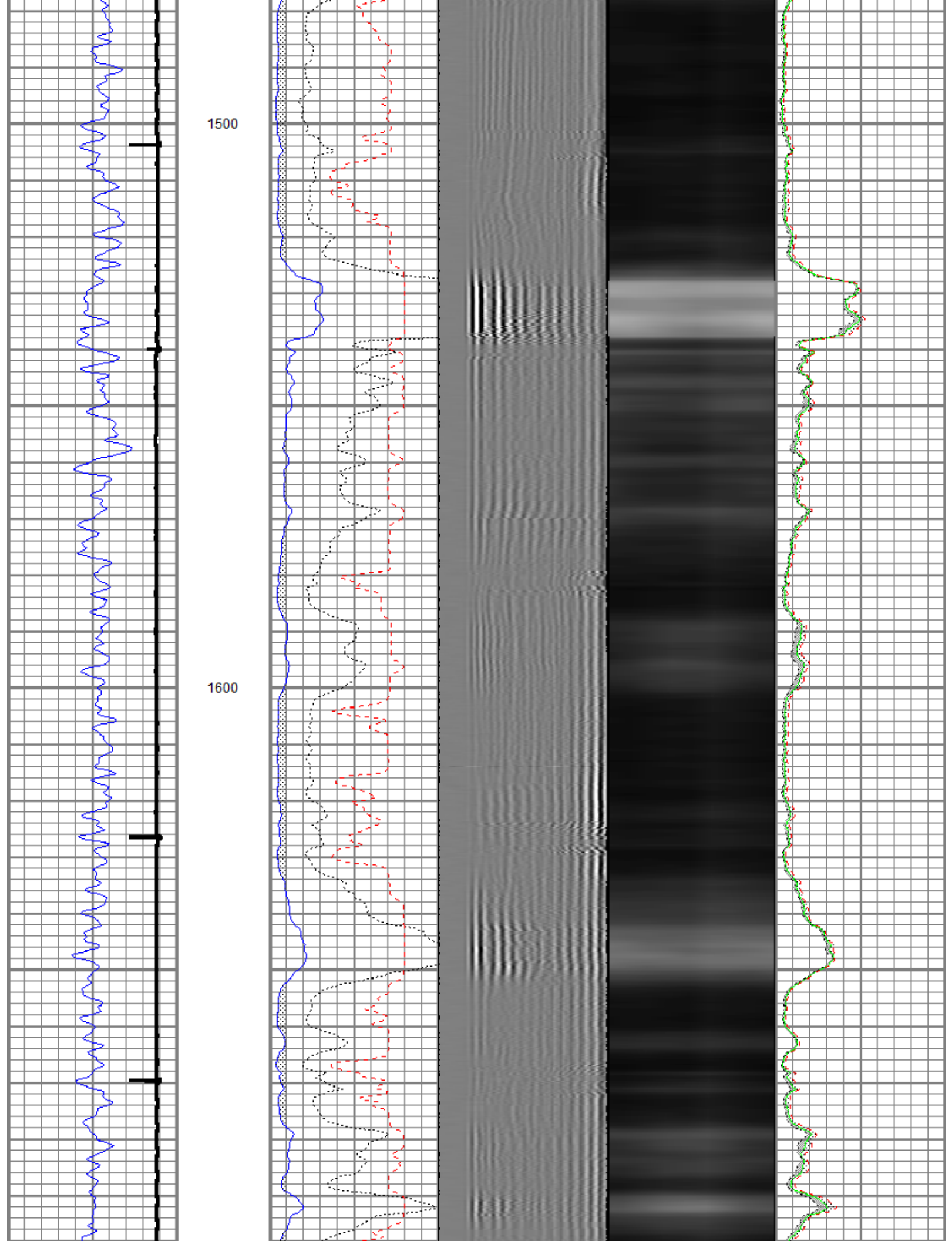
900

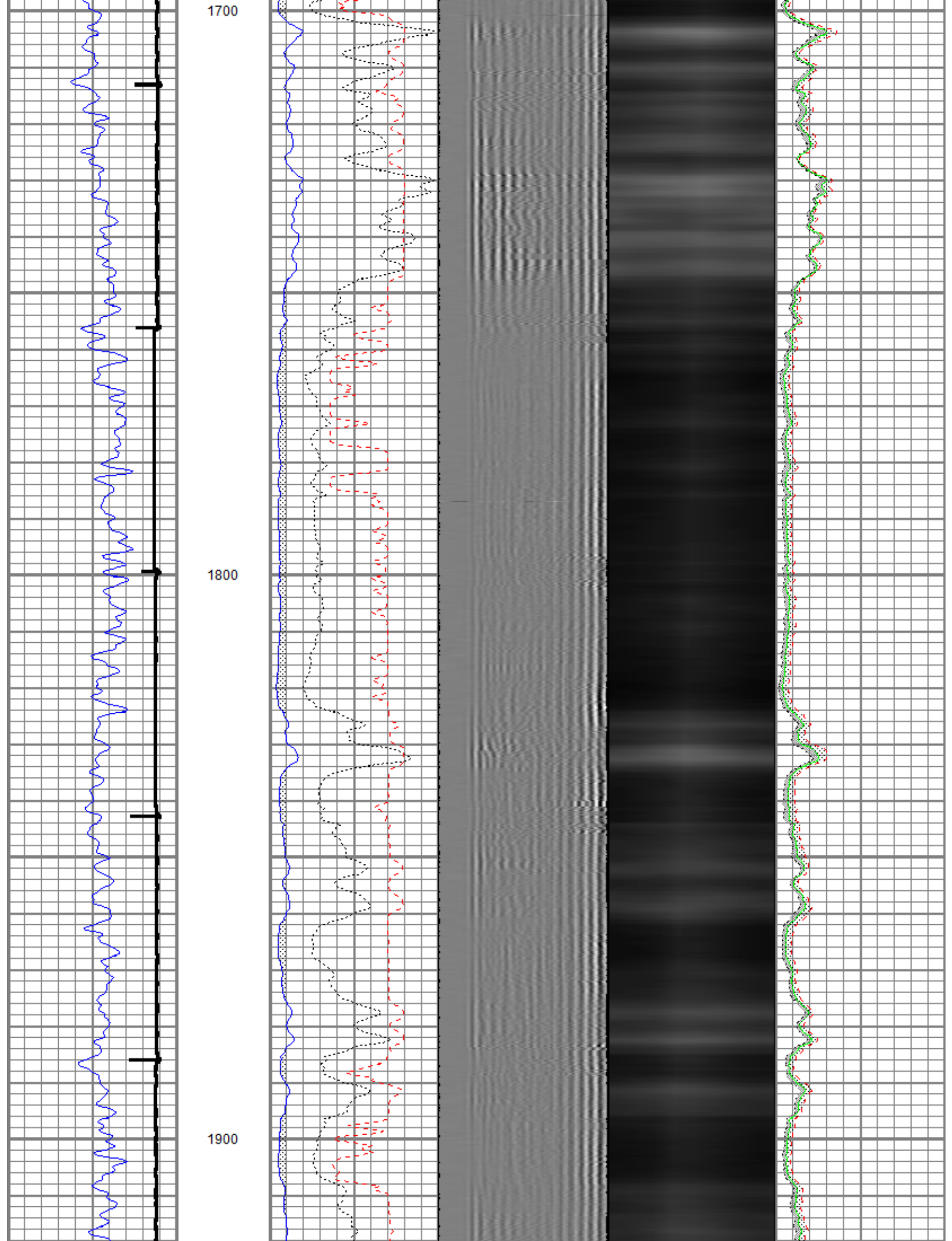
1000

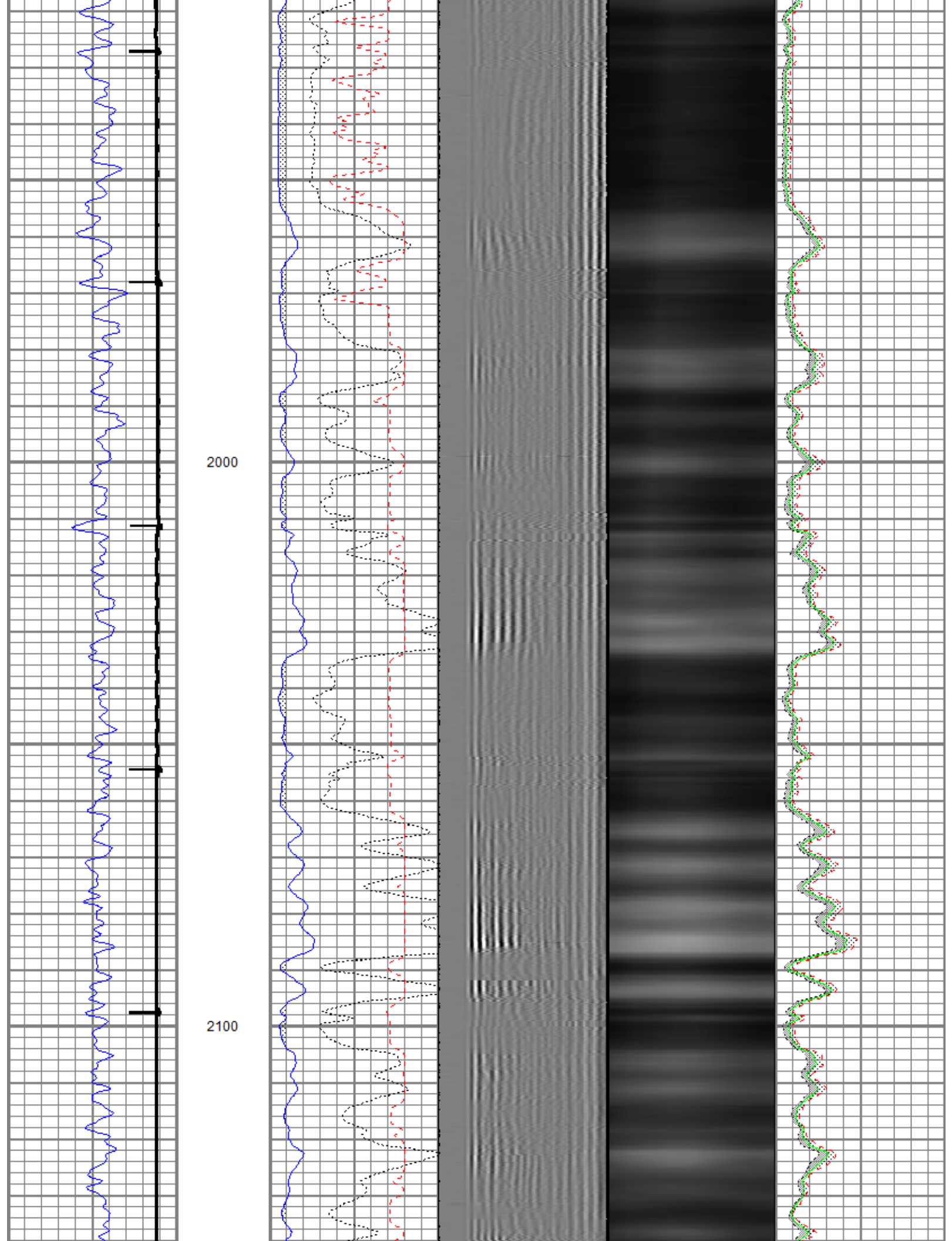


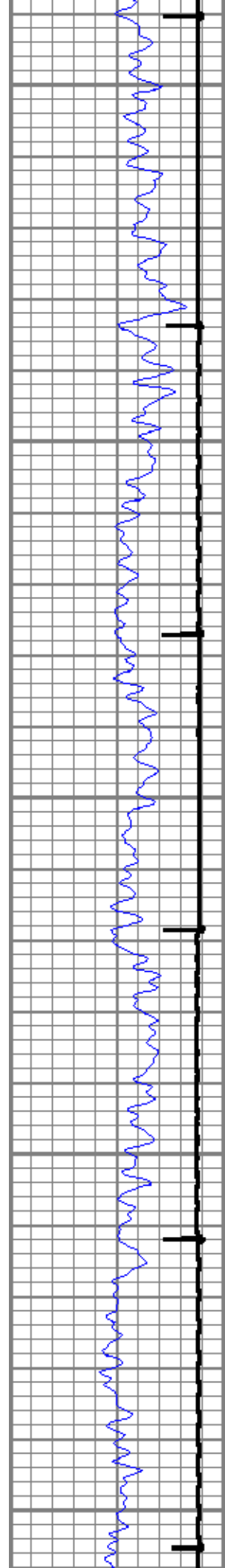






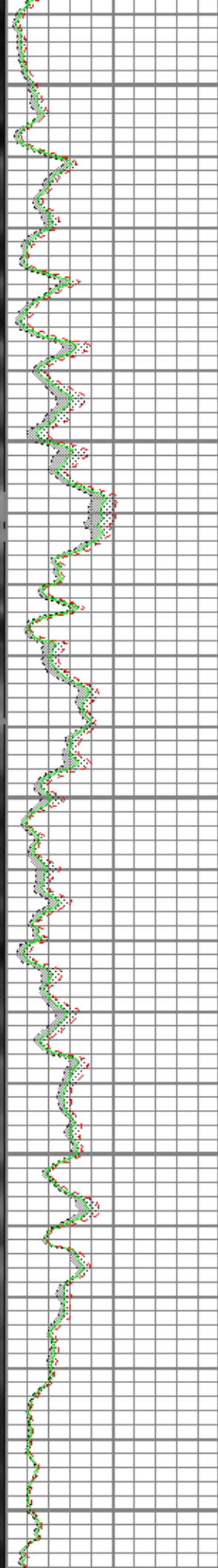

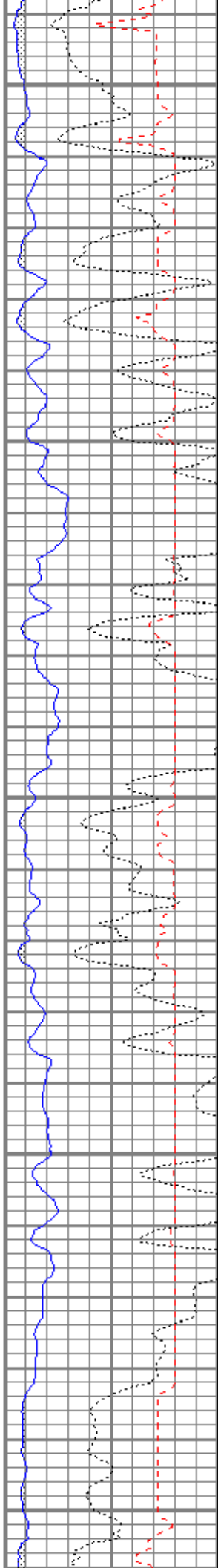


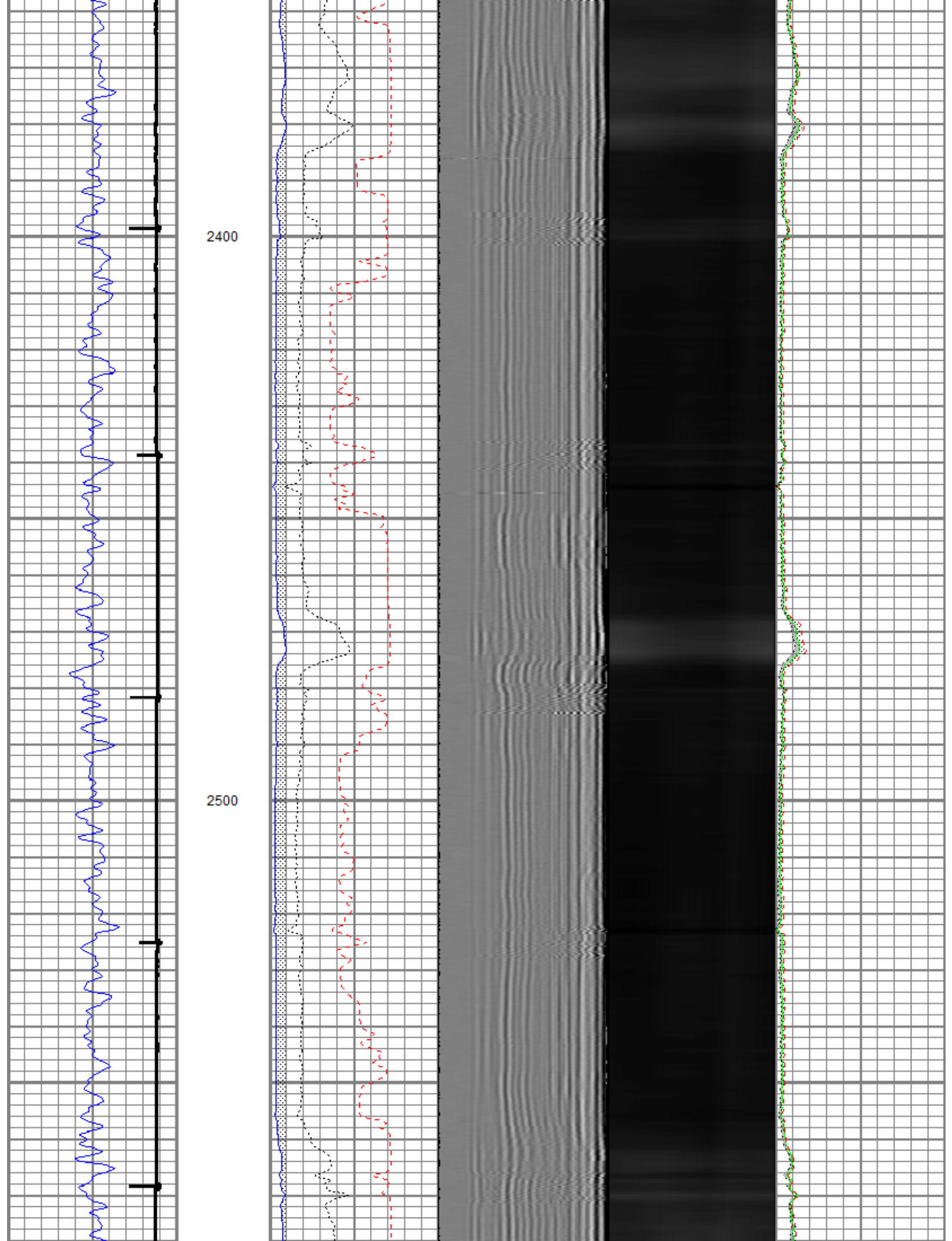


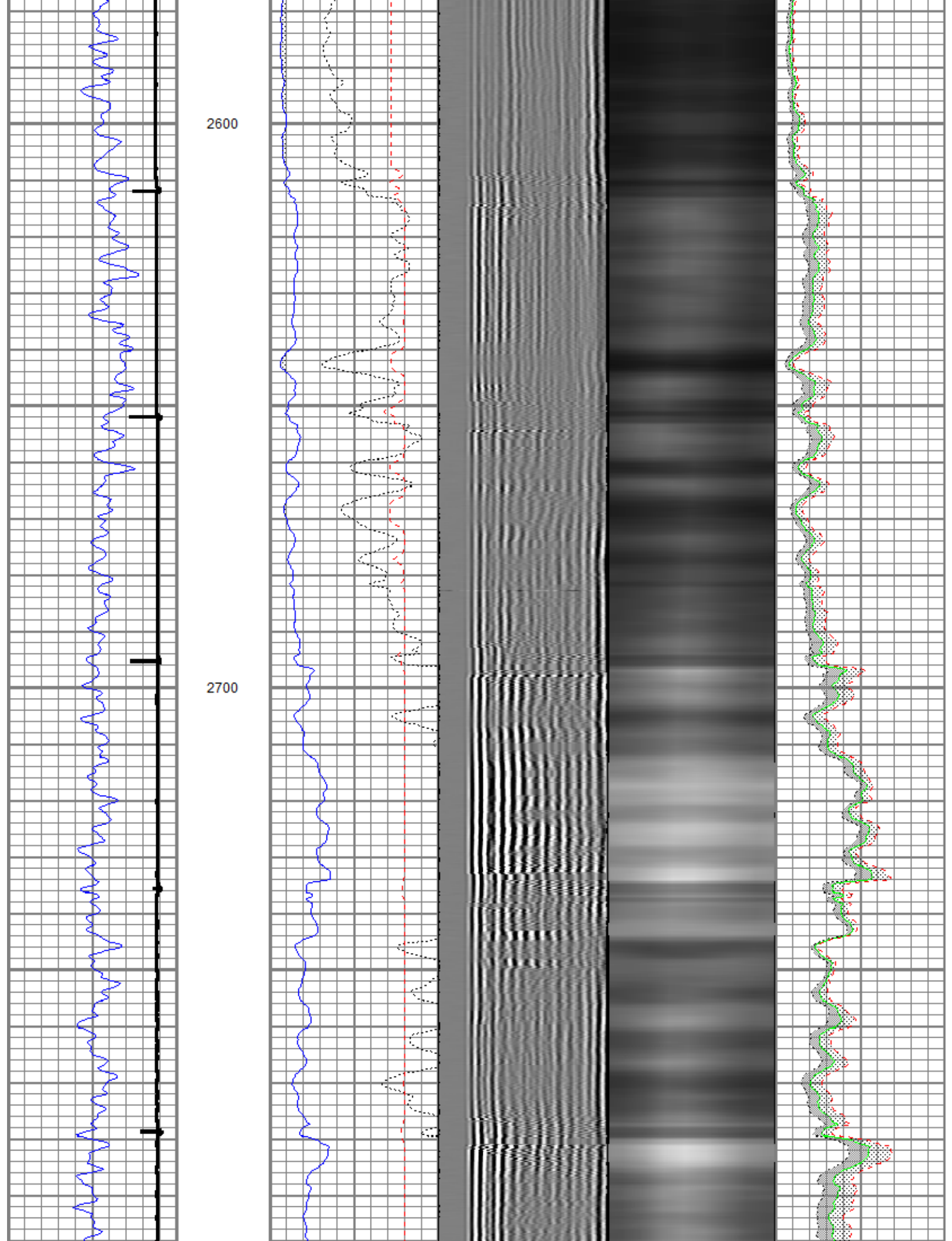


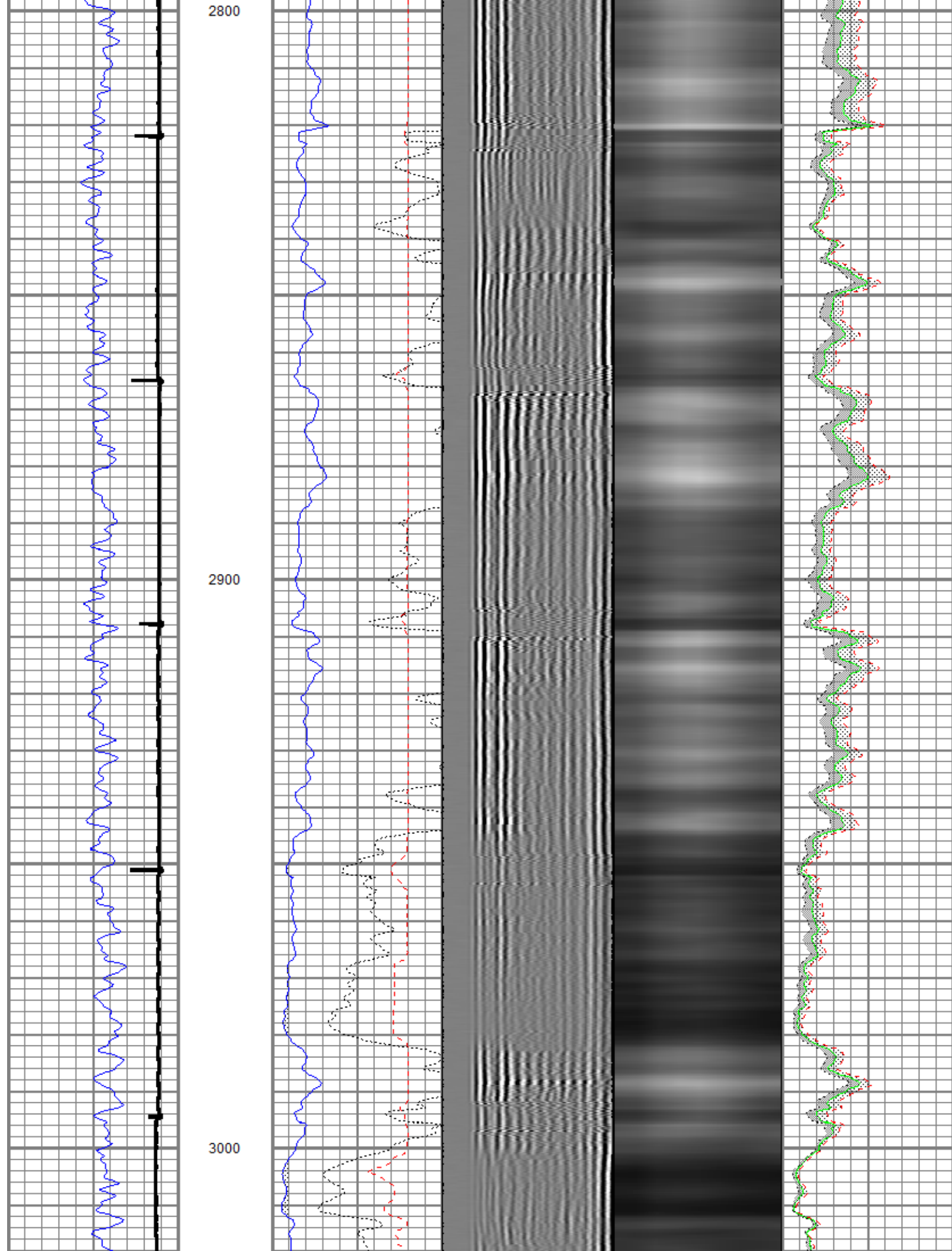
2200

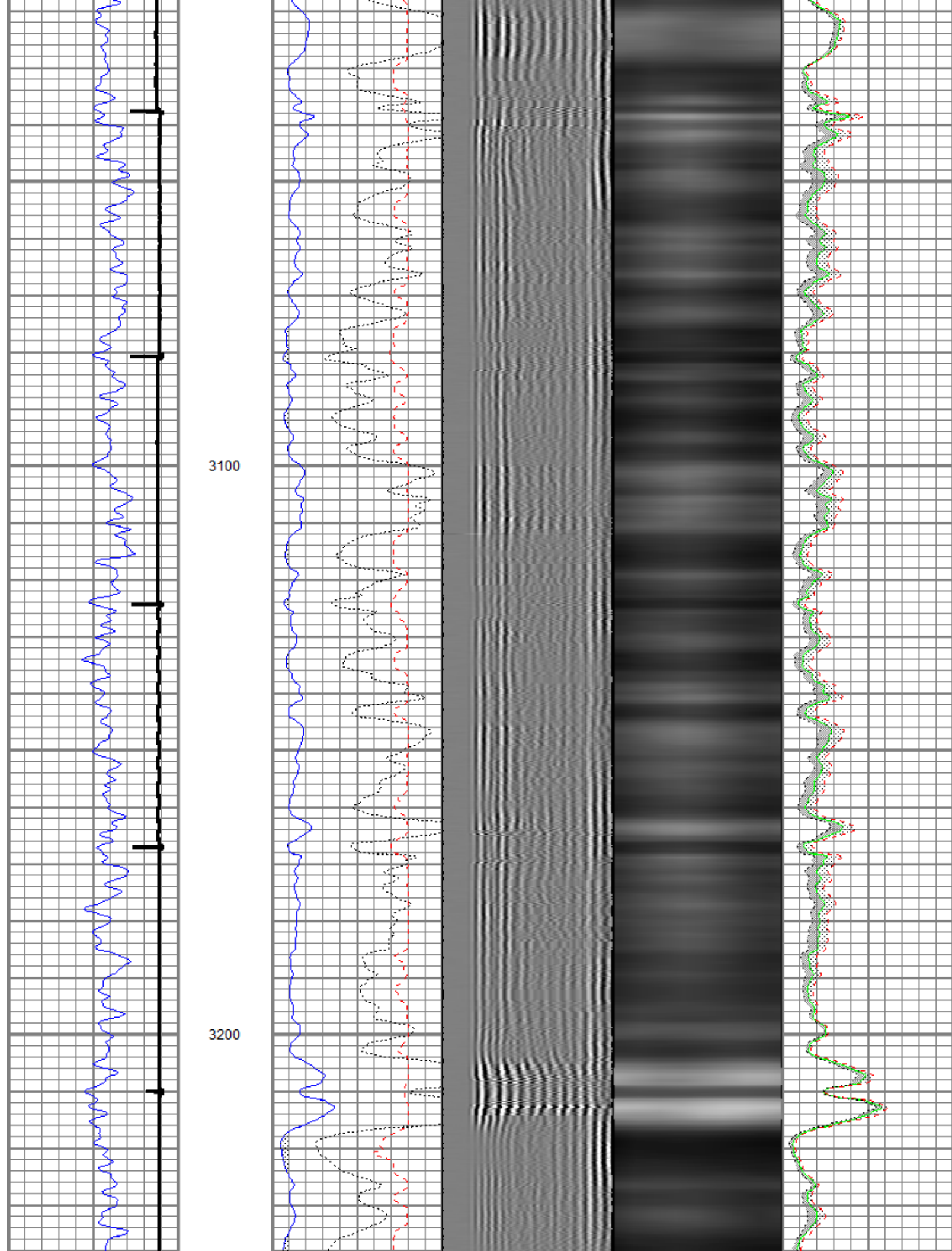
2300

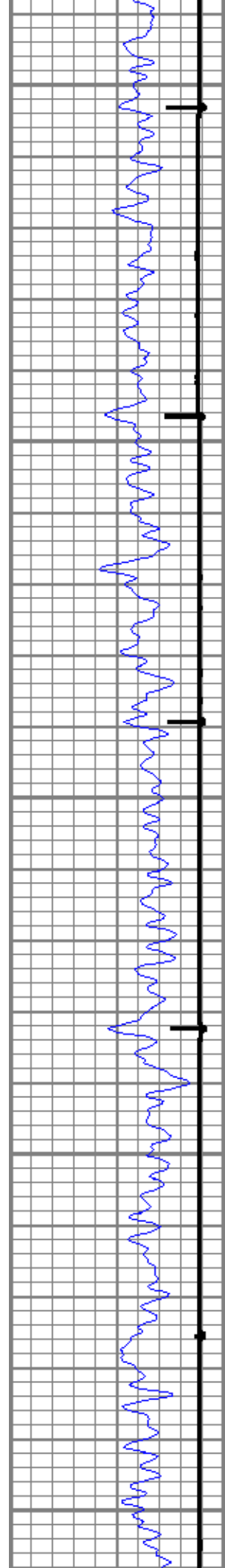






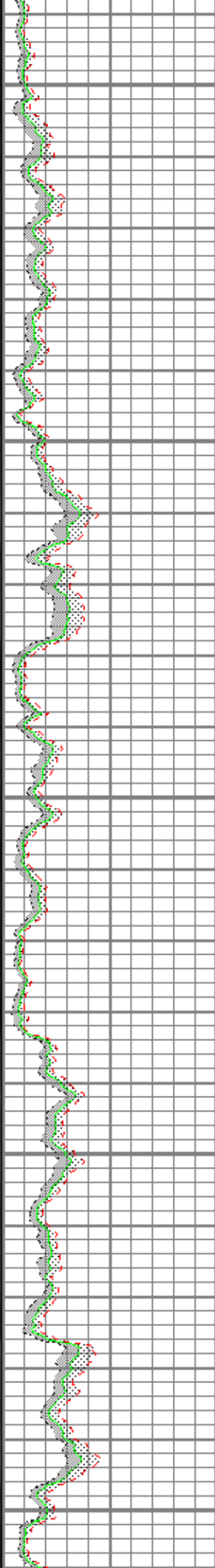

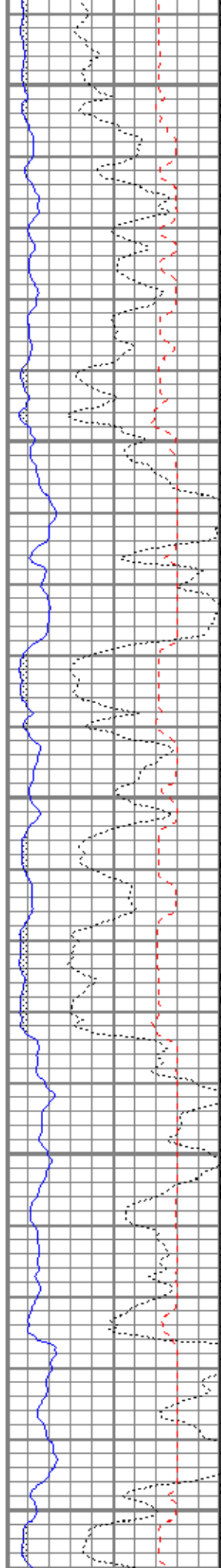


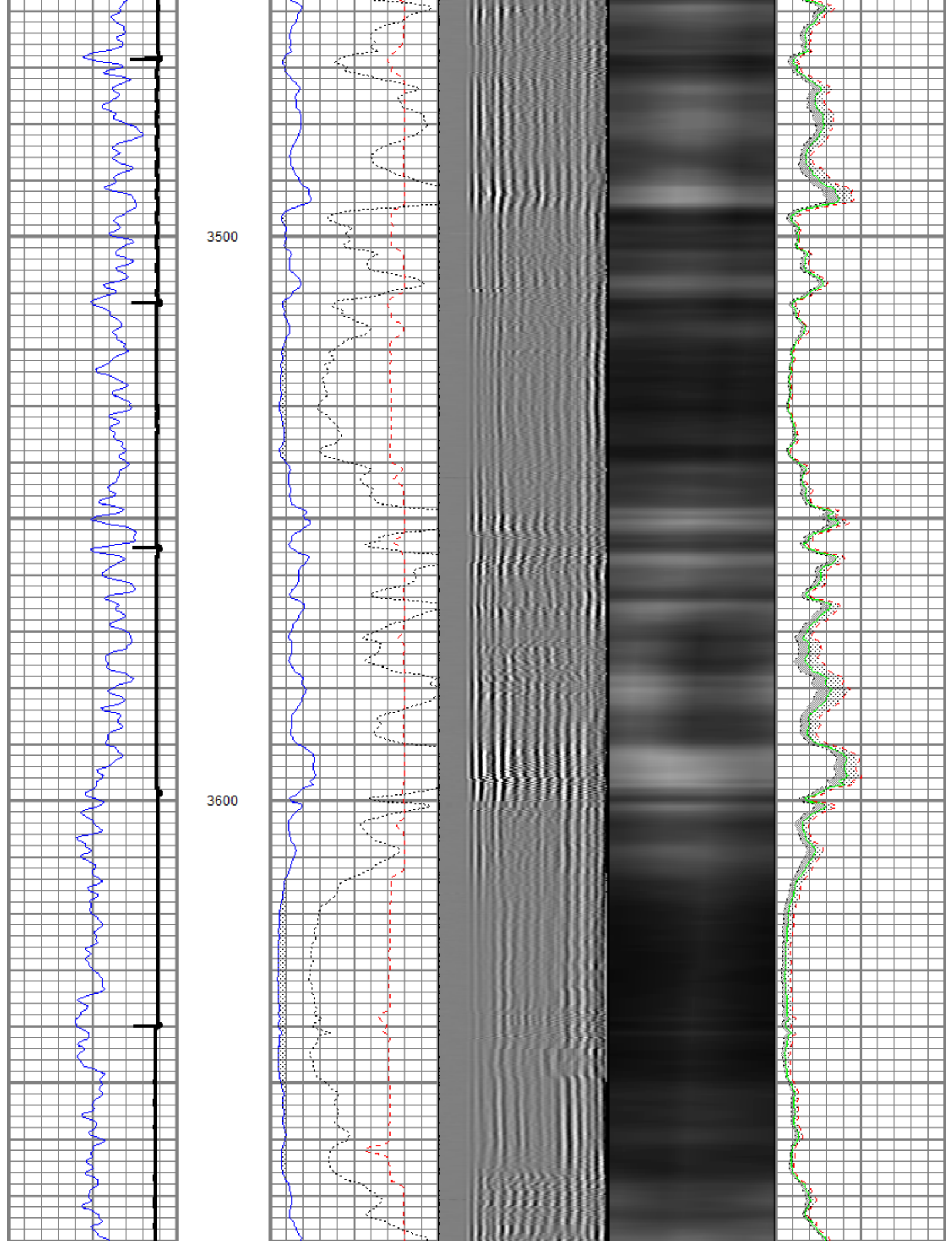


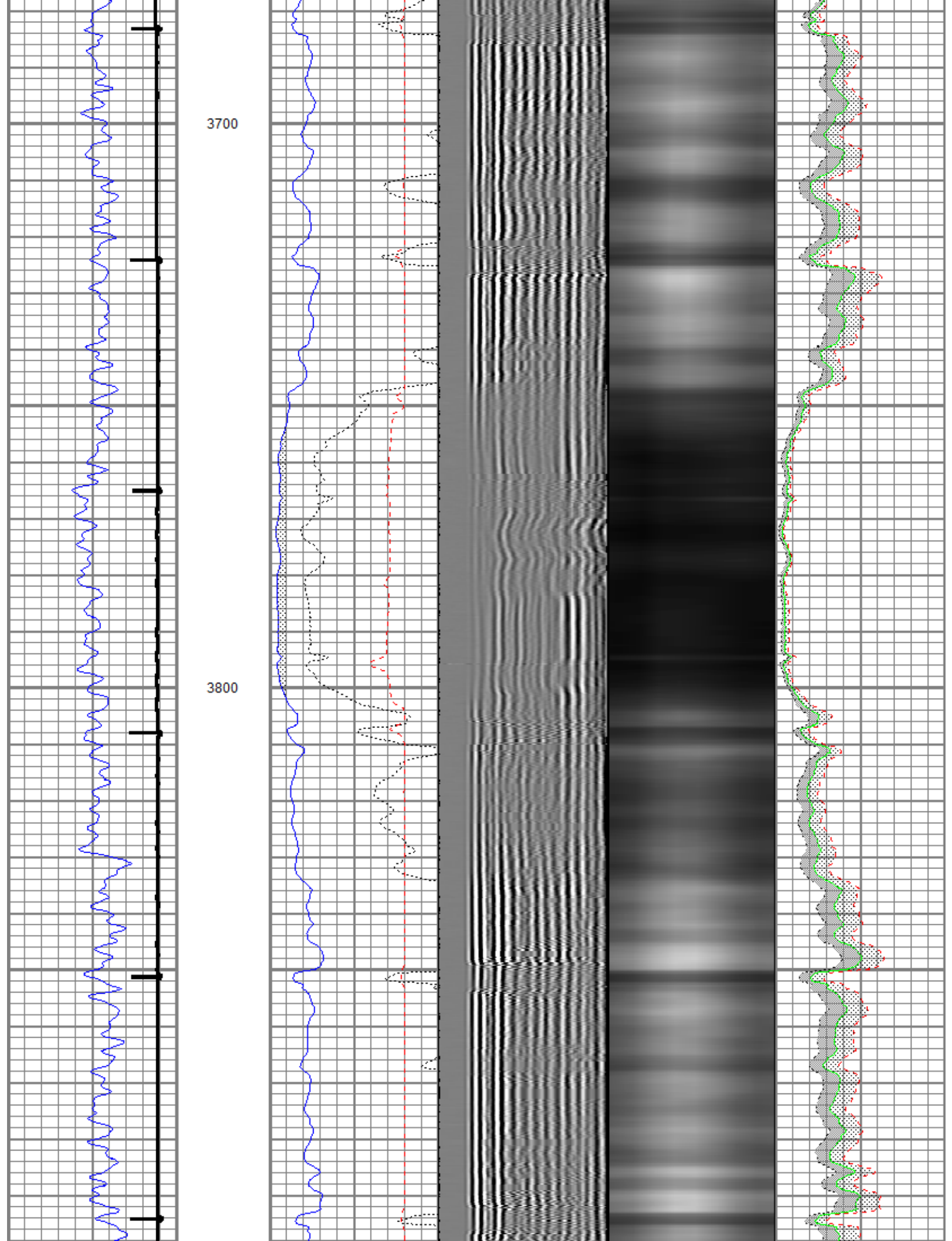


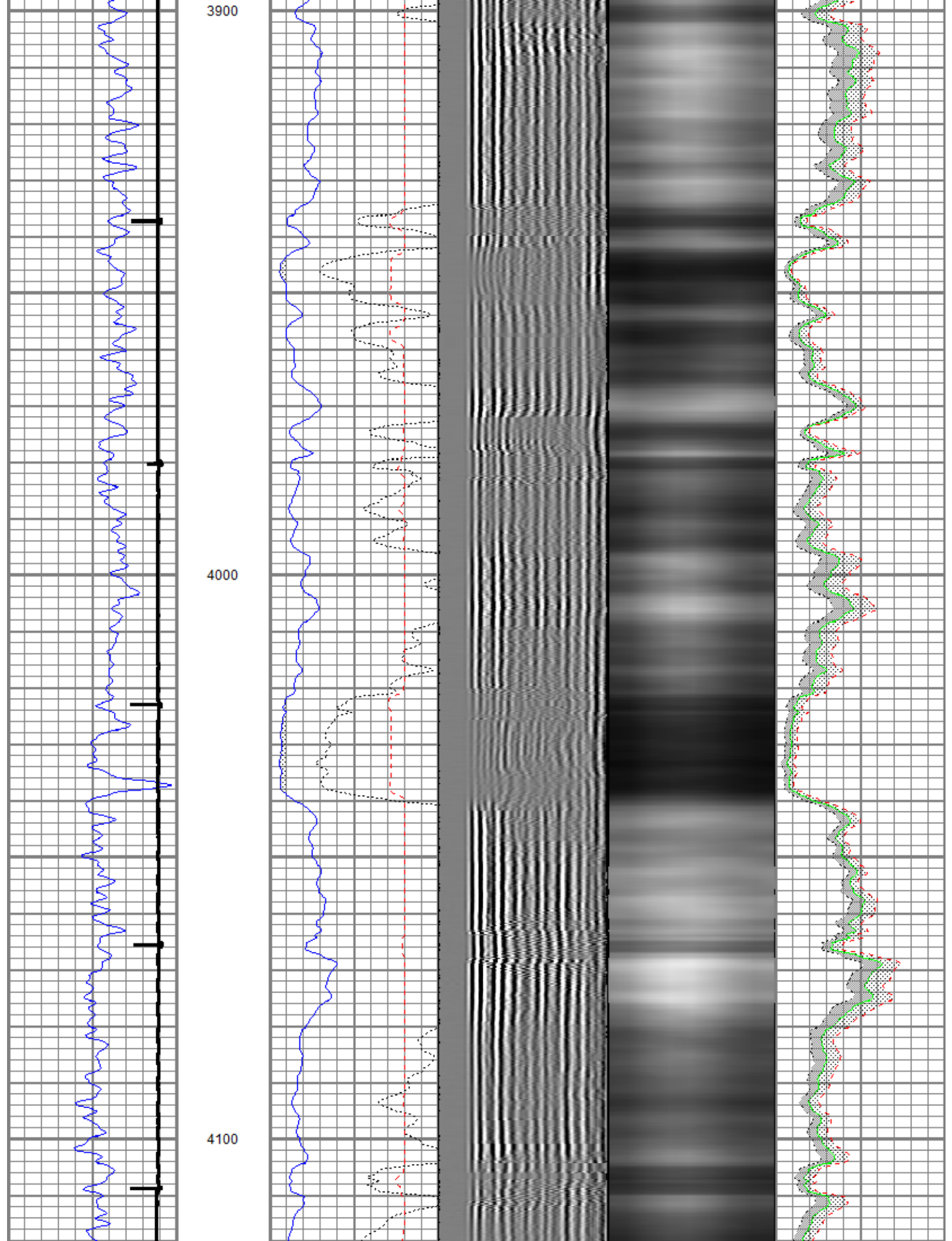
3300

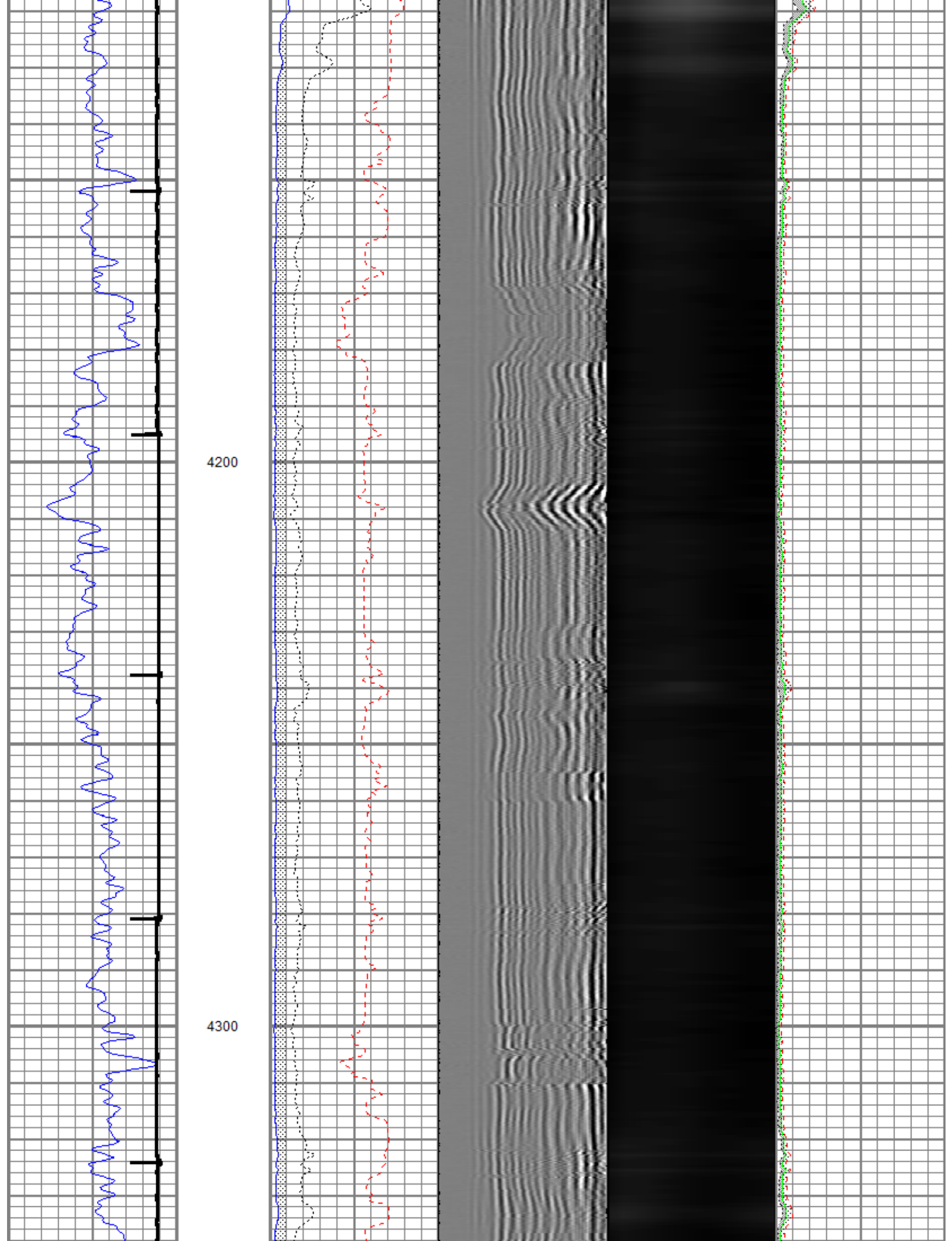
3400

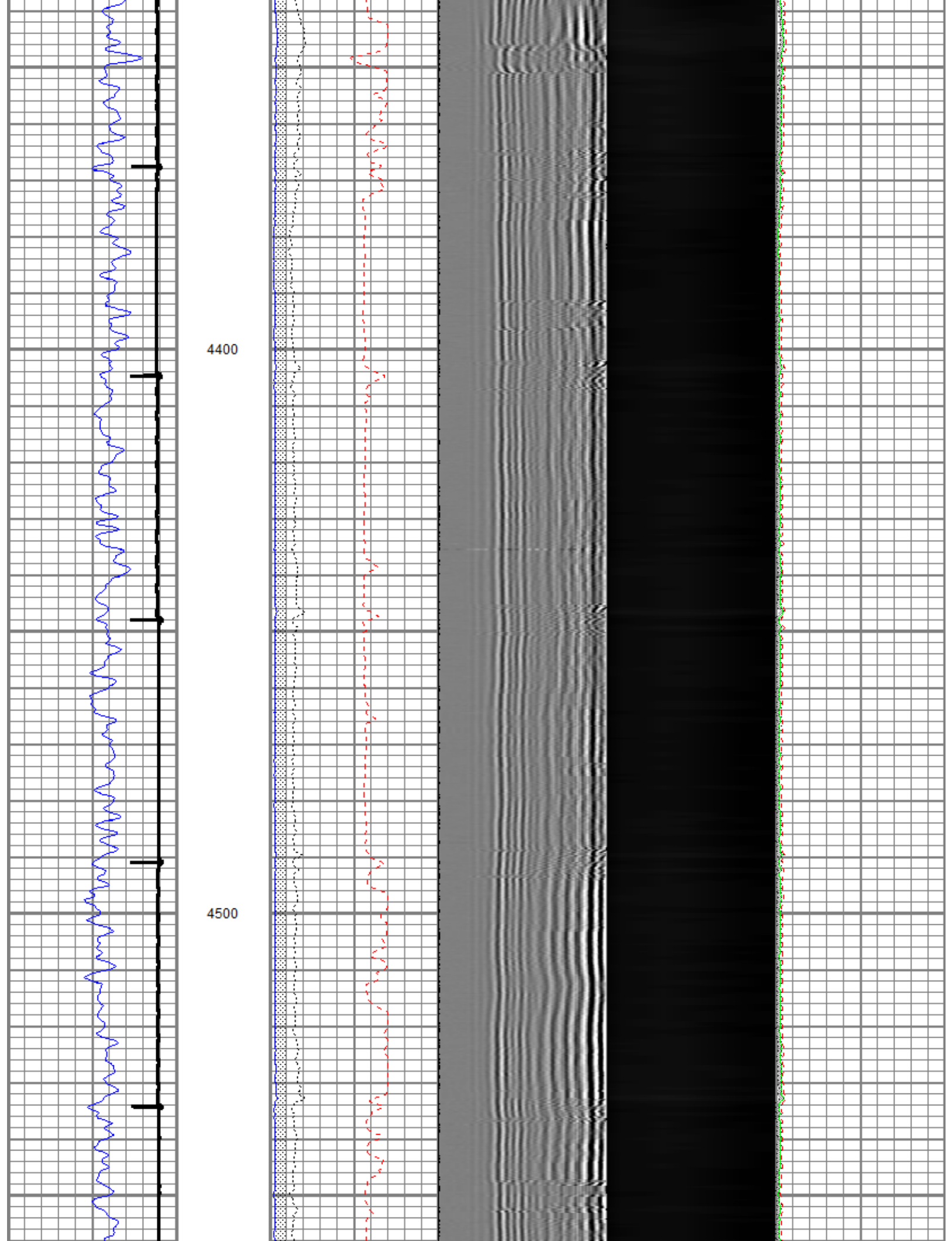


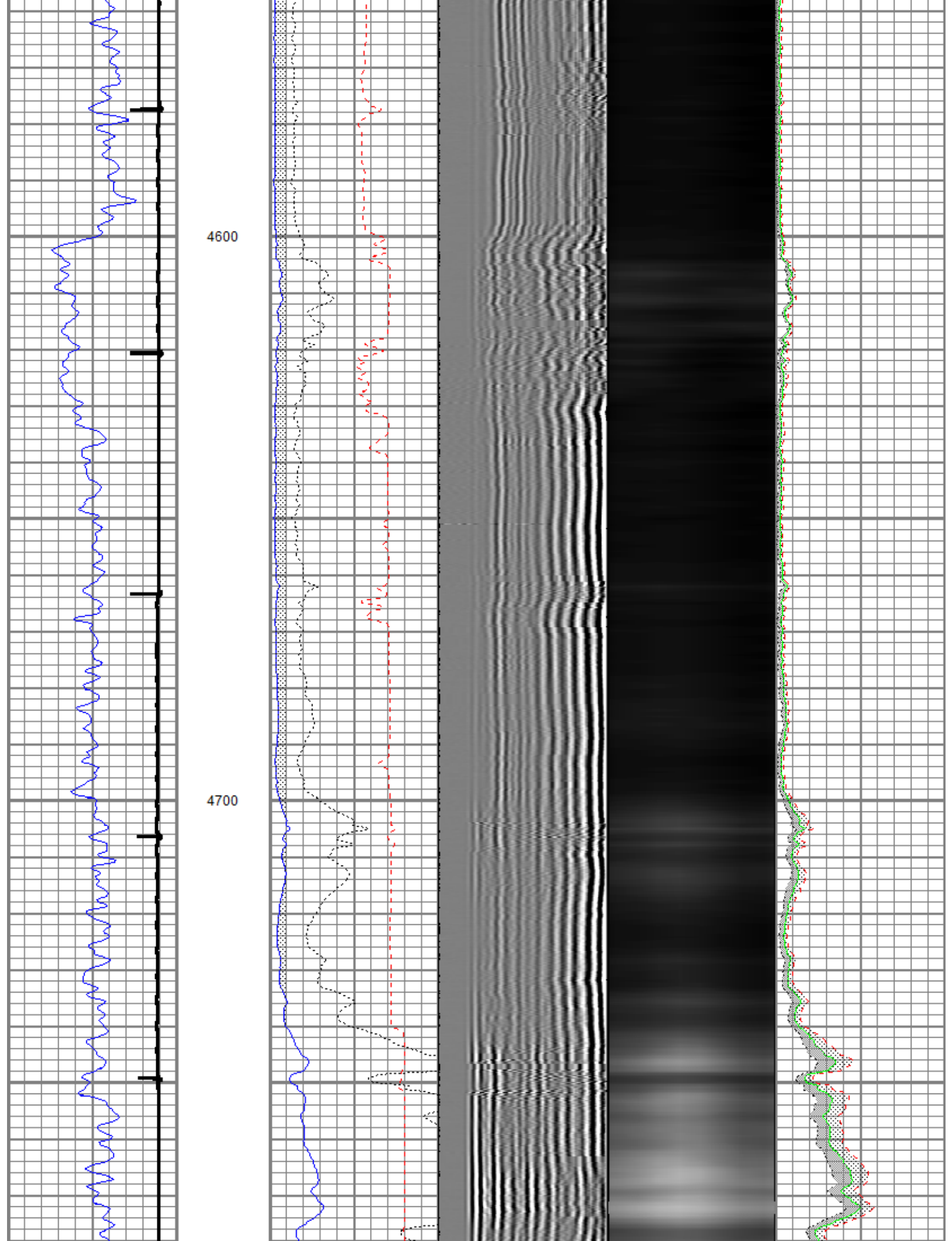


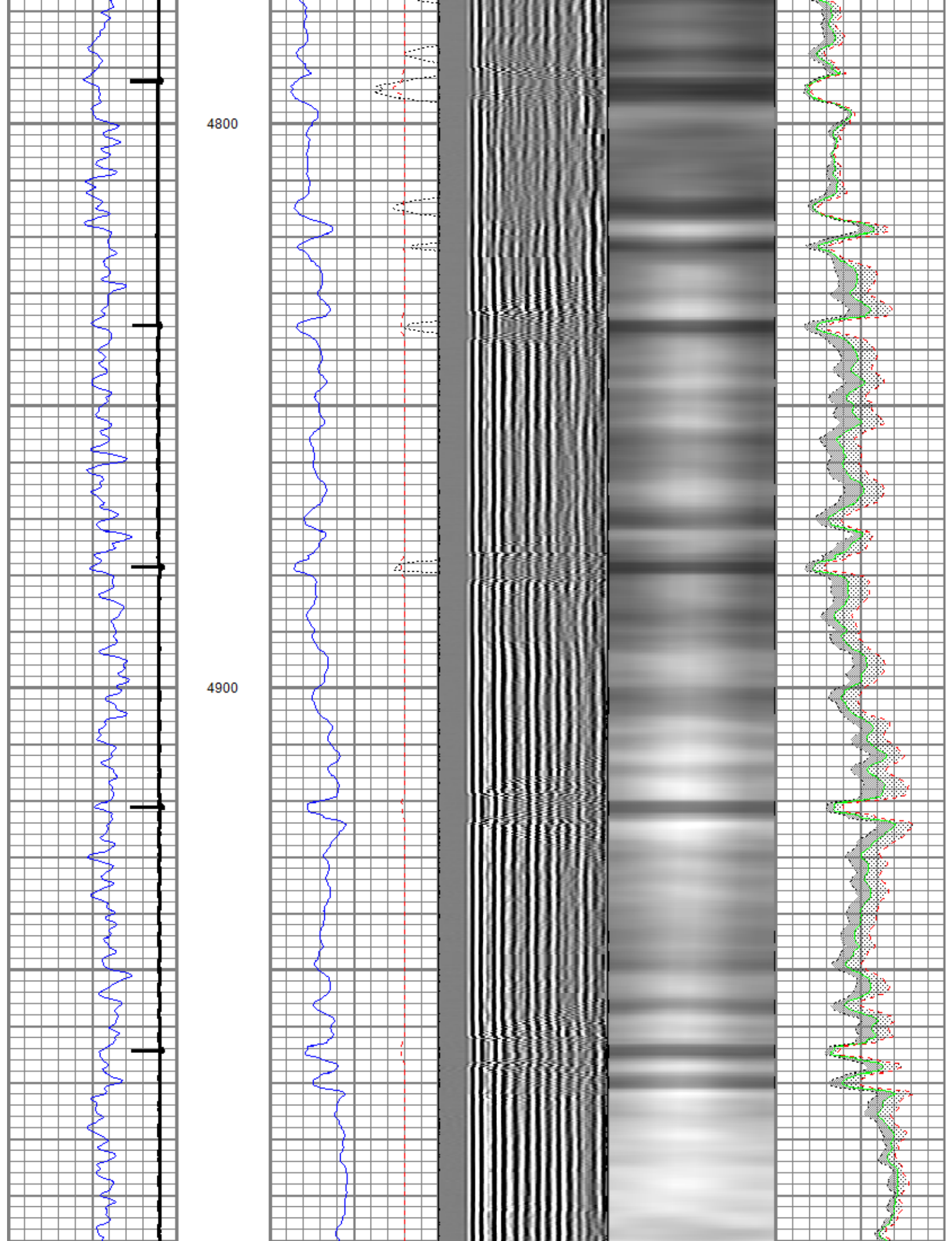


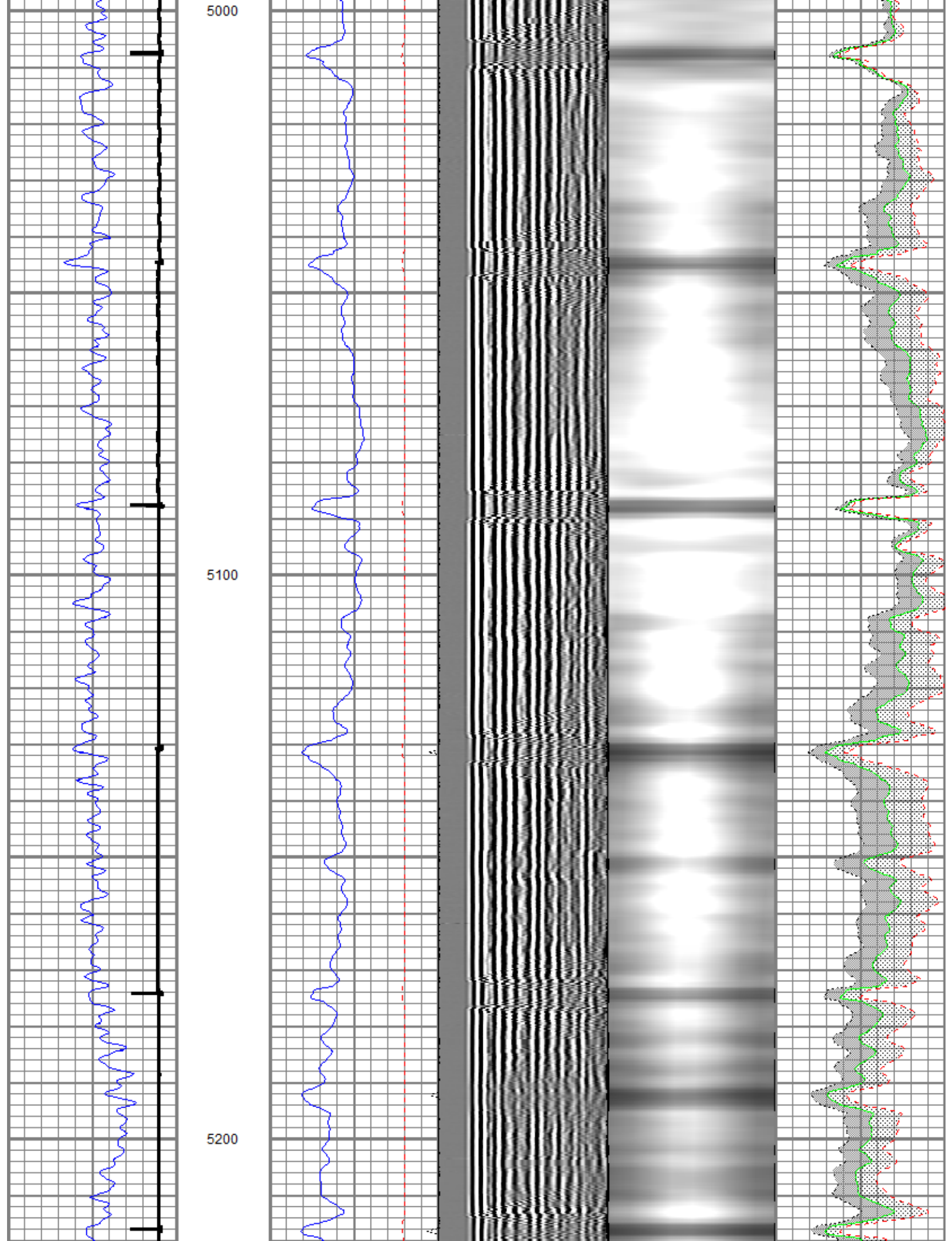


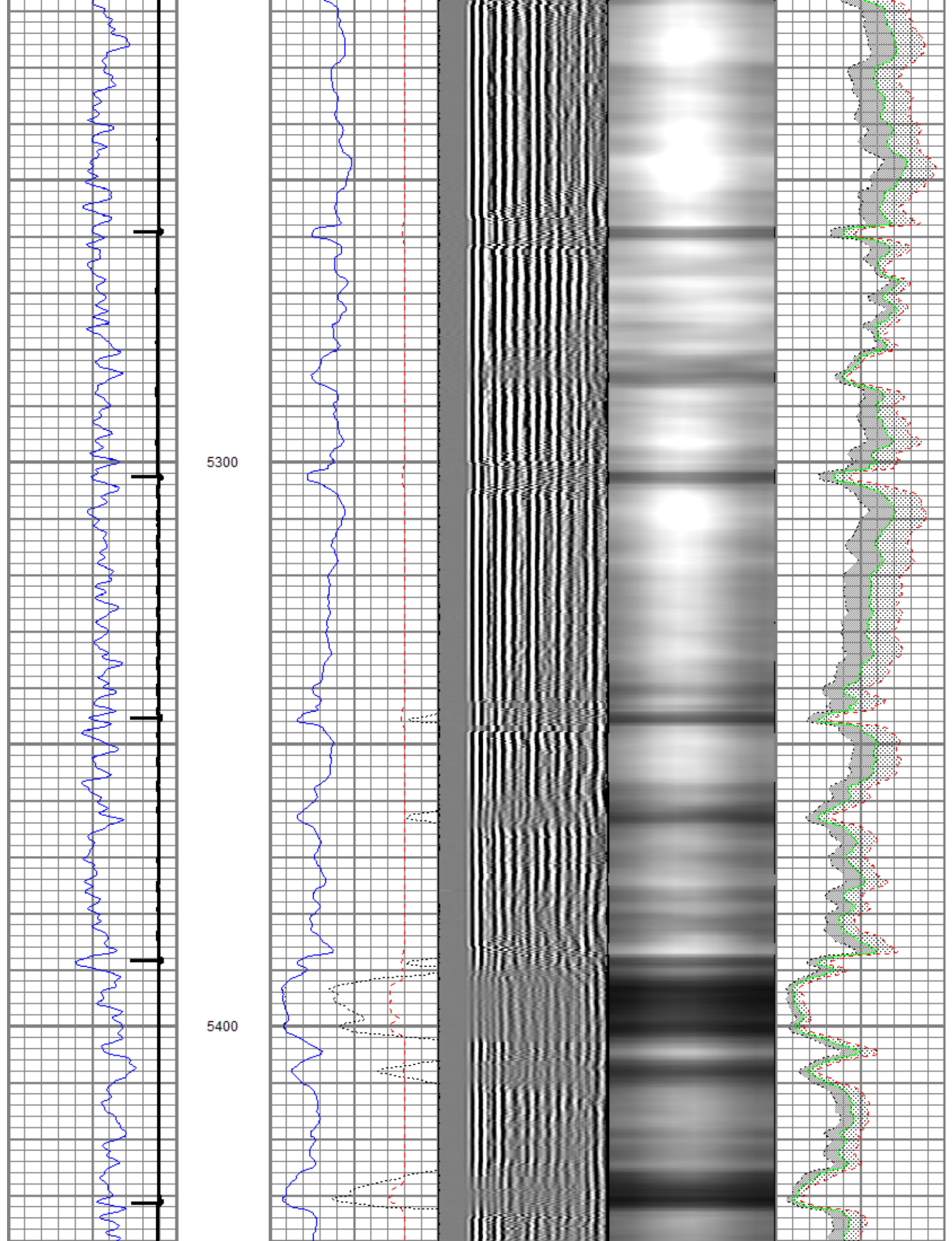


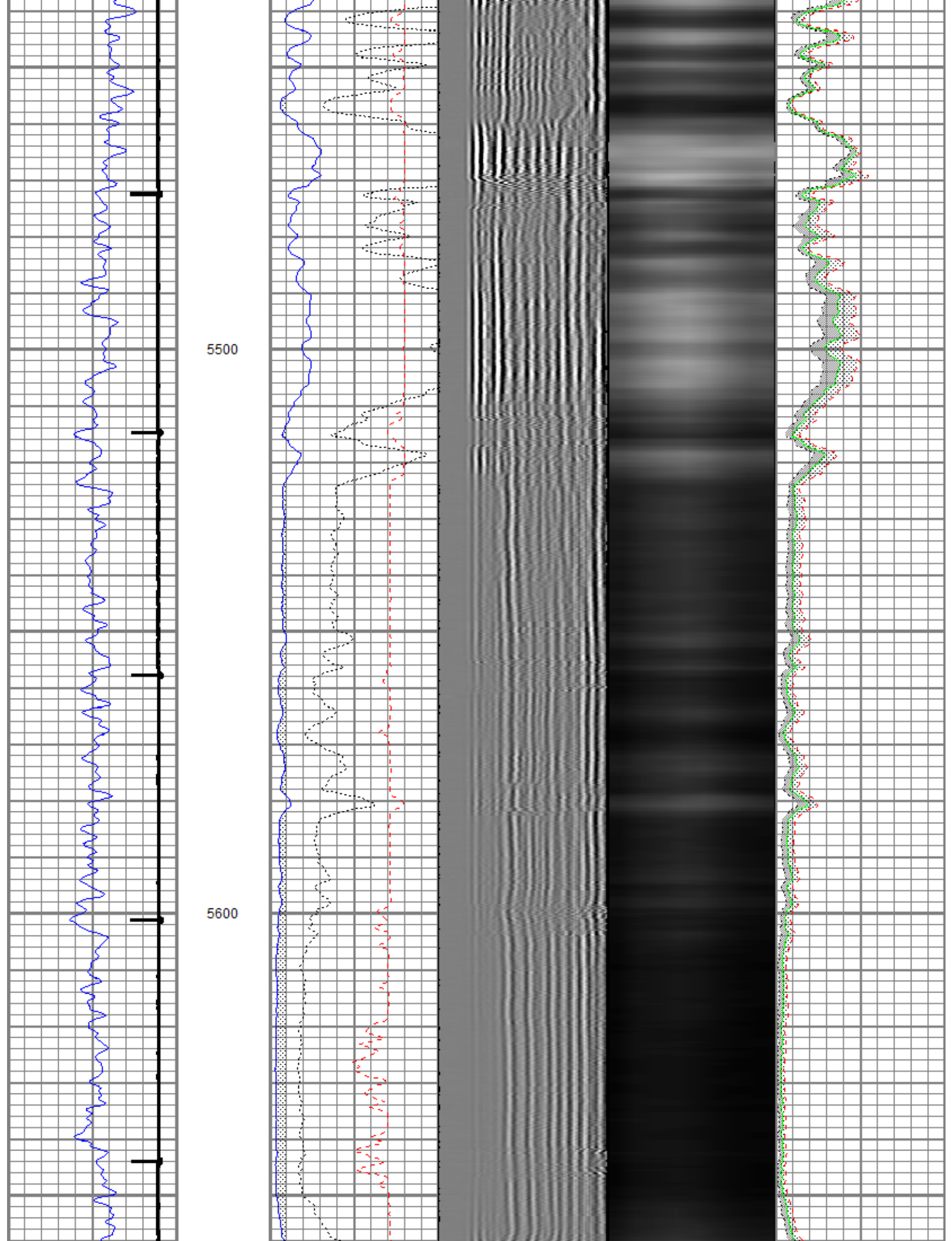


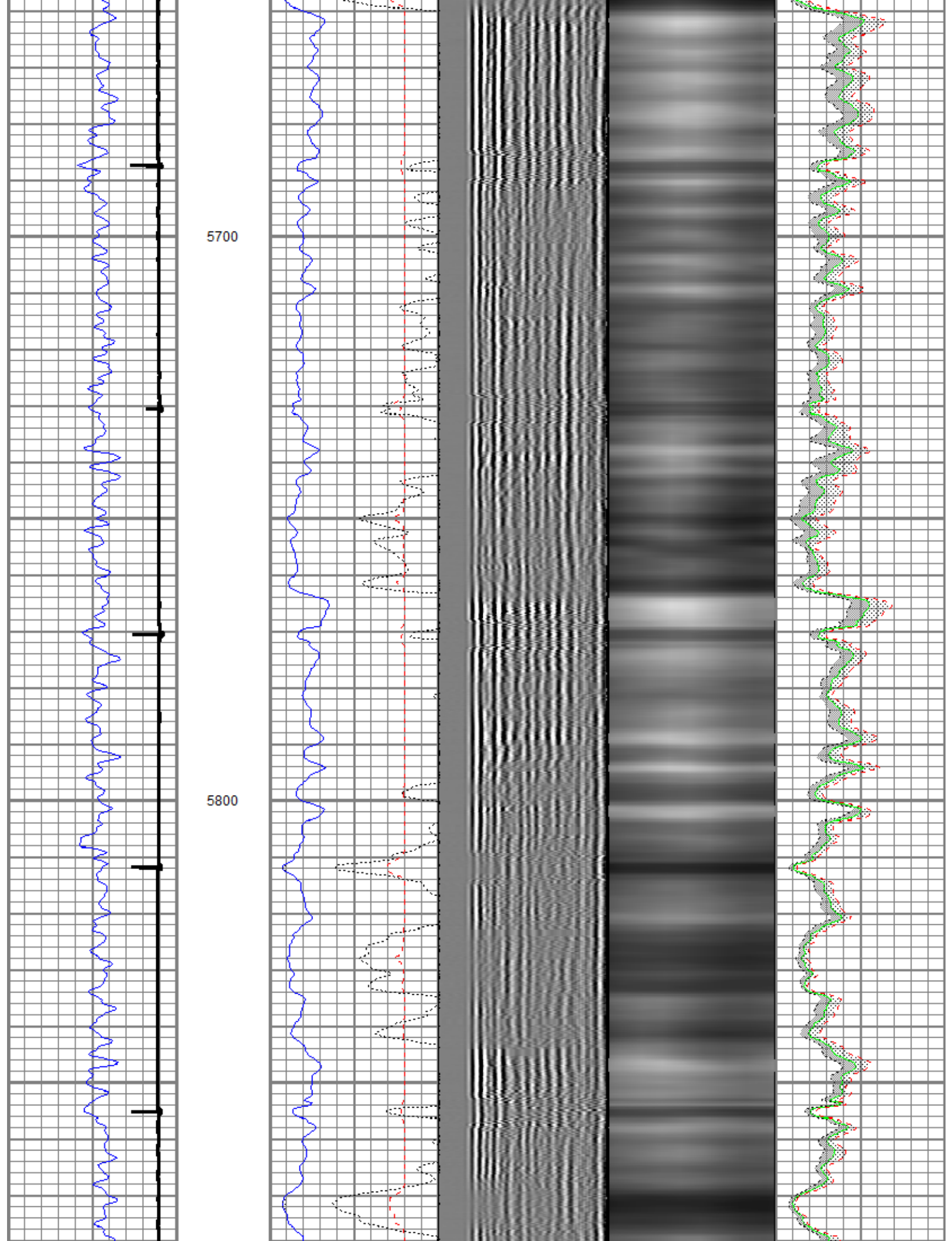


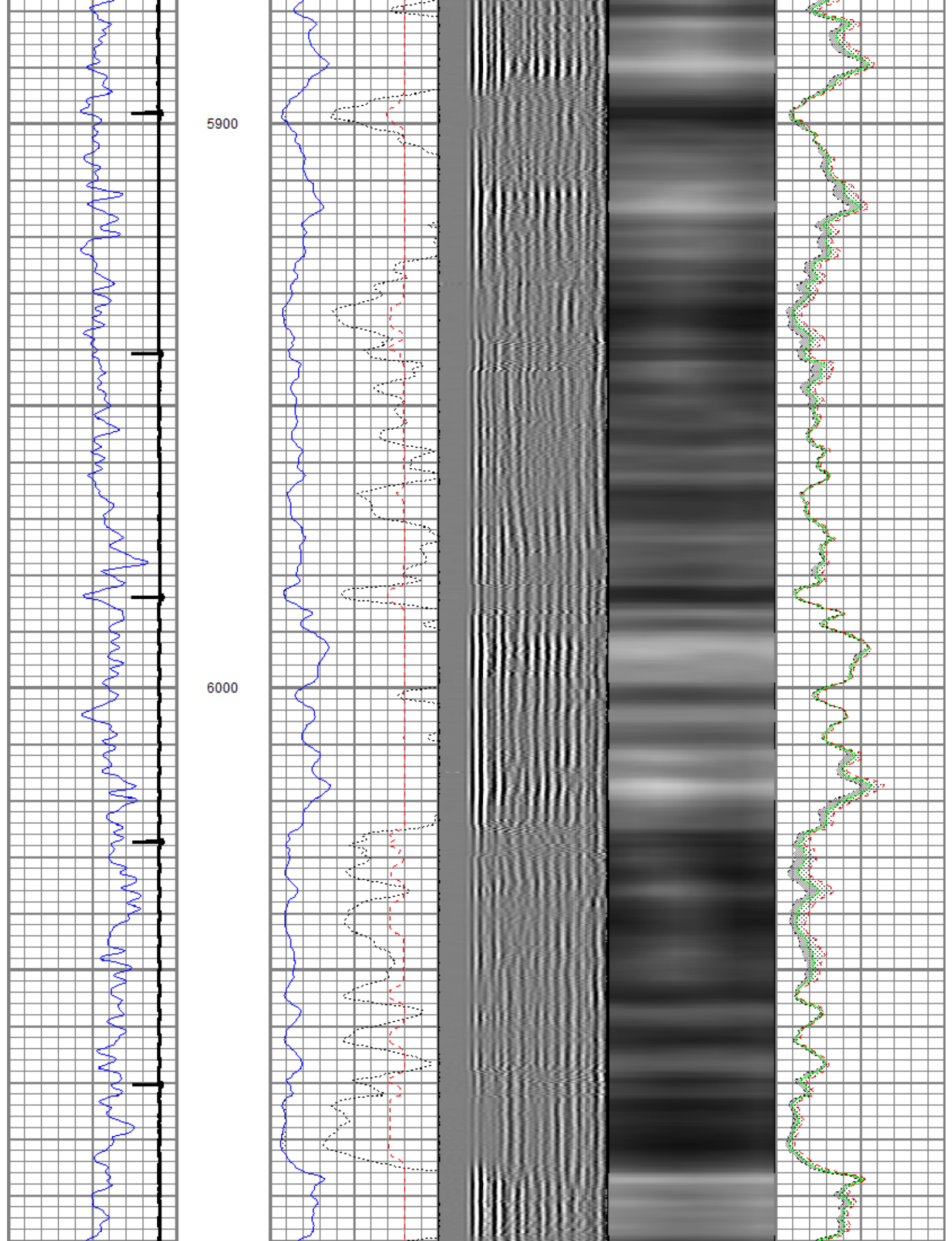


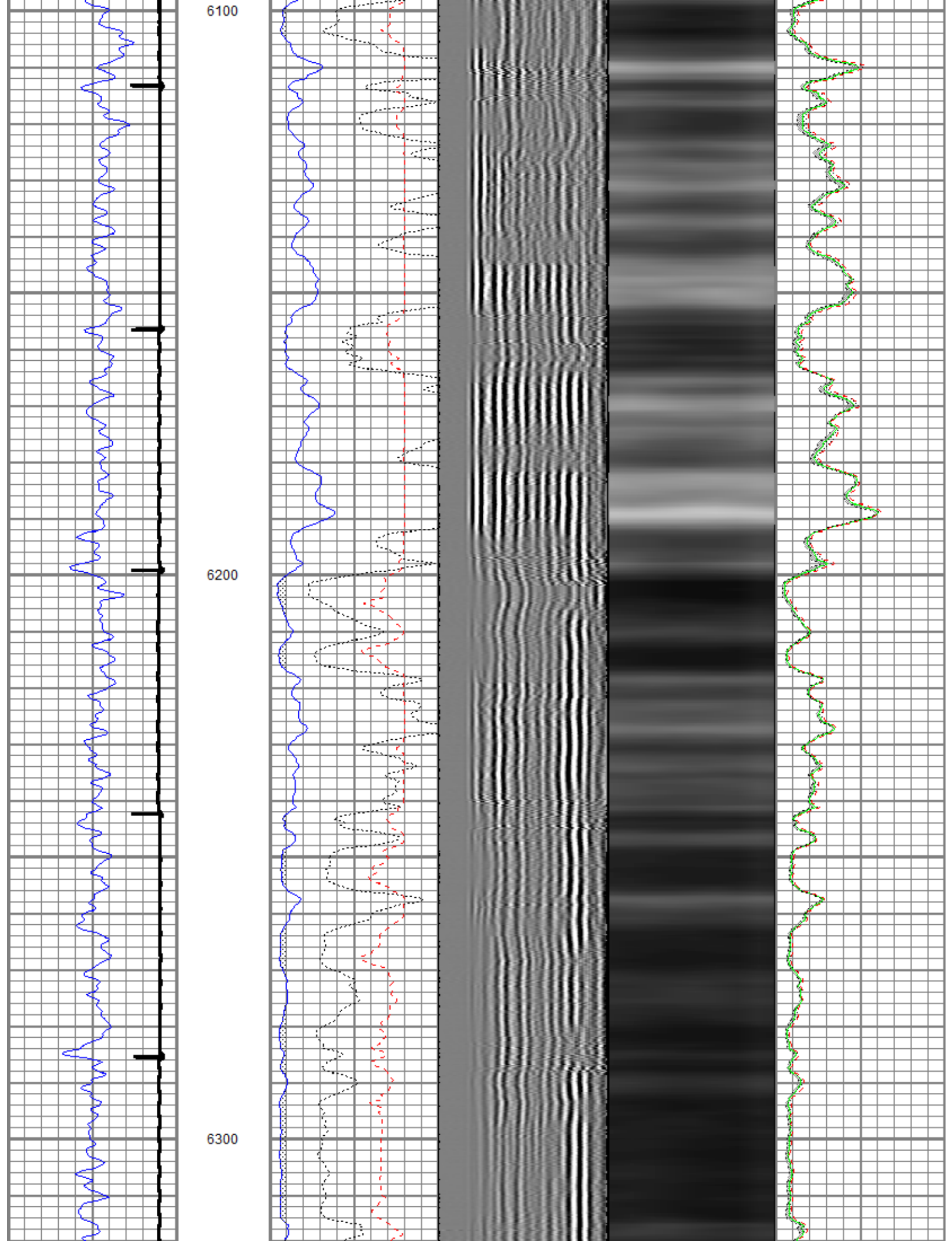


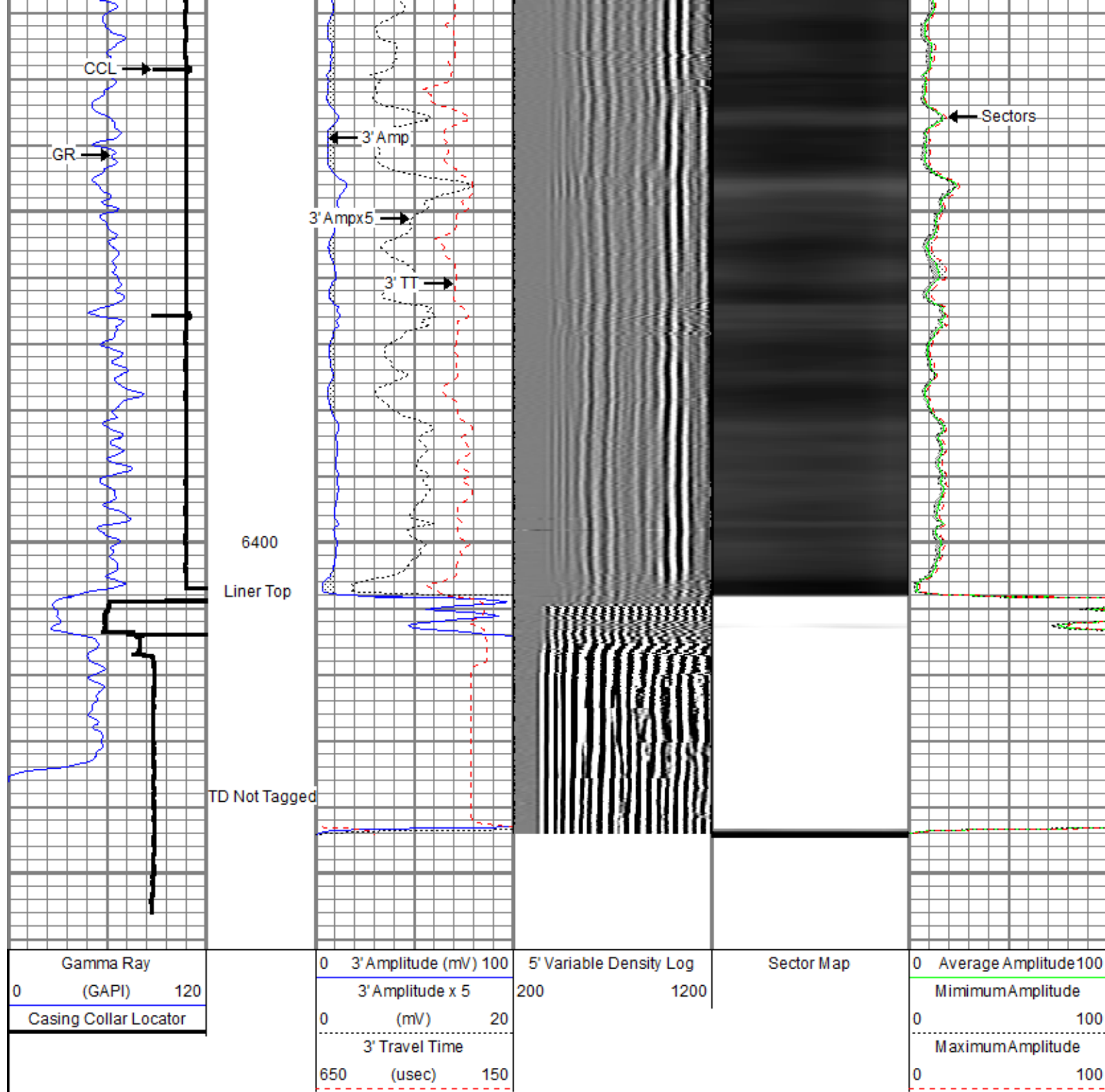






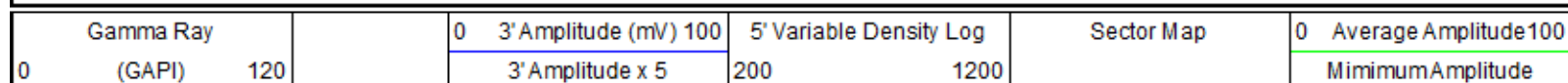






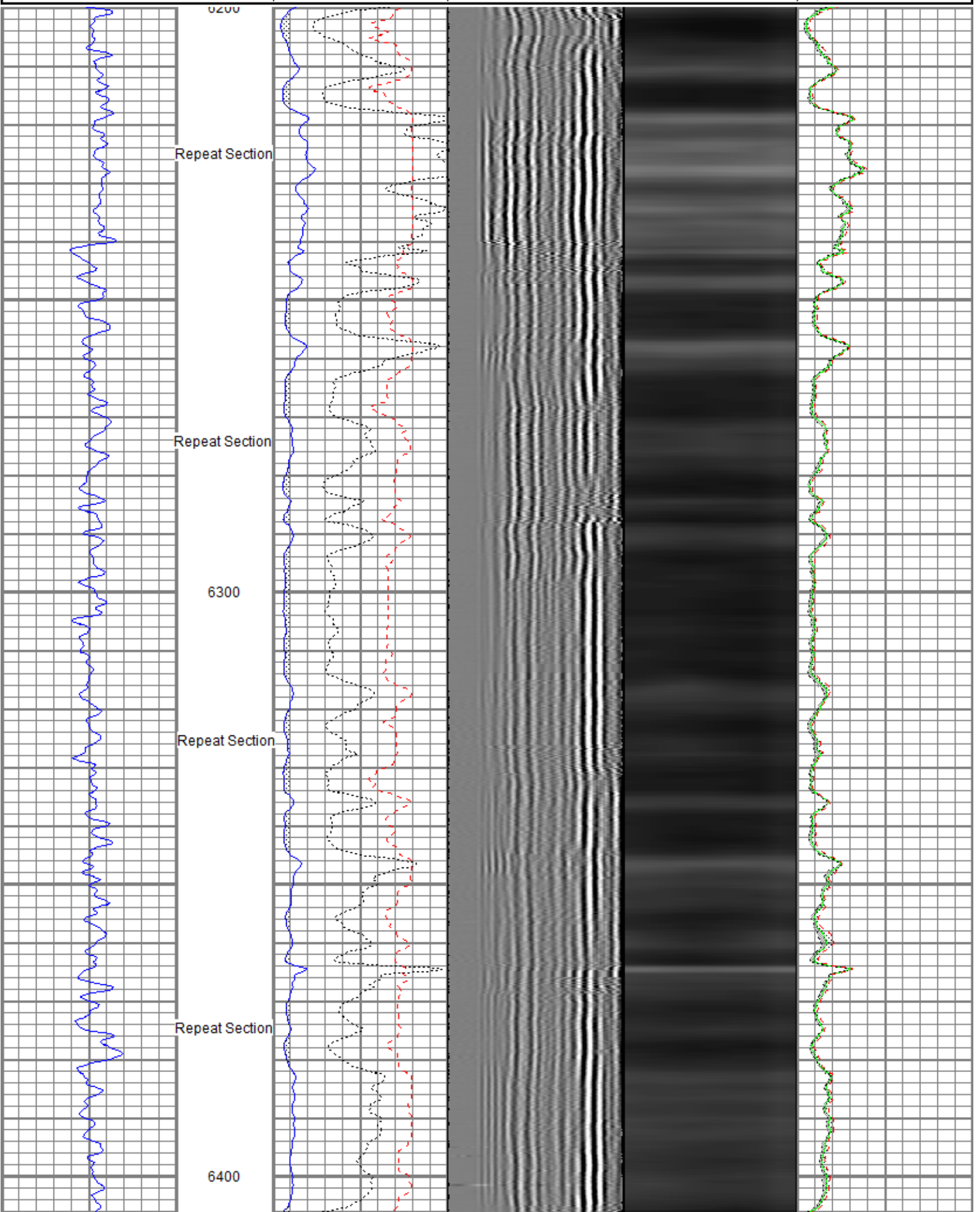
Repeat Section

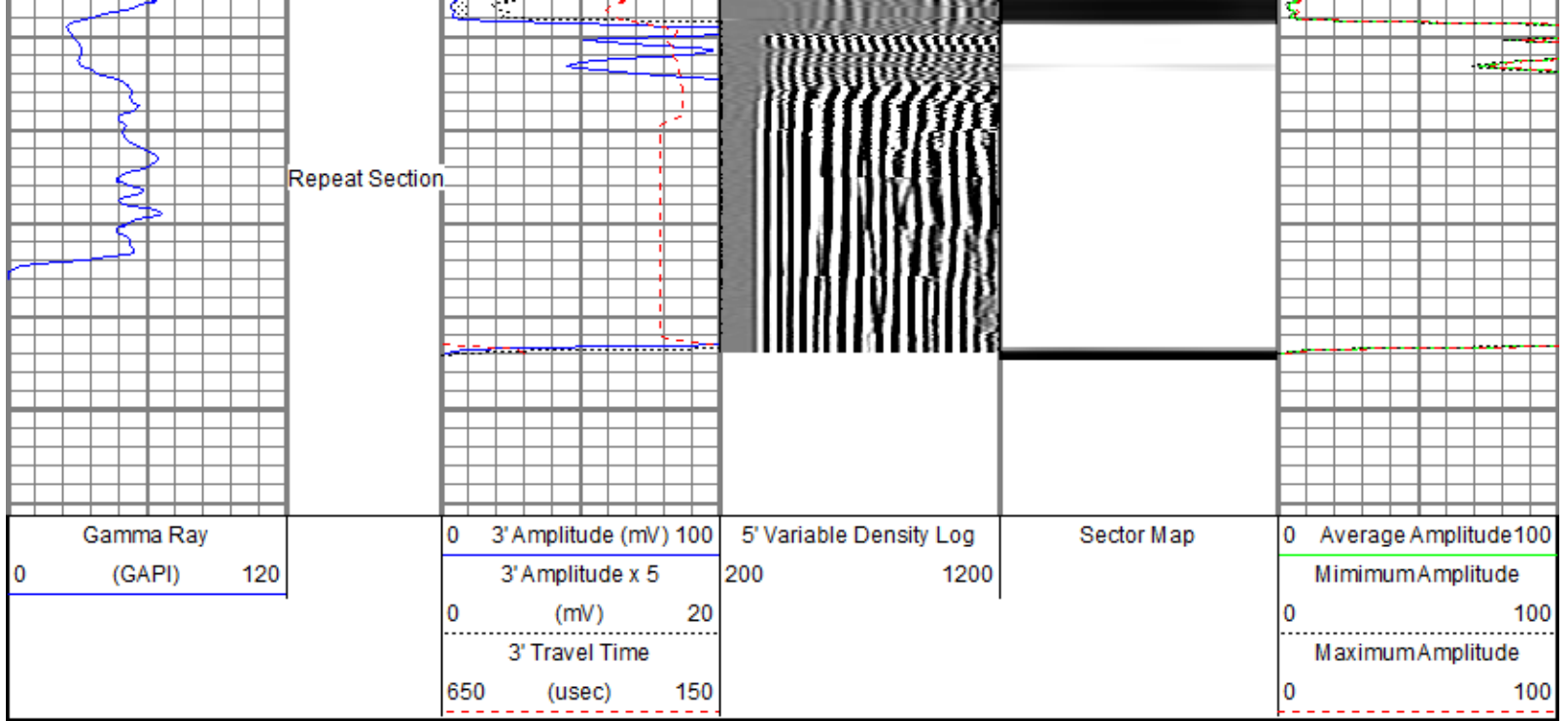
Database File: anadarko_elliott state 1n-17hz_mit_rcbl_11-may-2014.db
 Dataset Pathname: repeat
 Presentation Format: rbt007
 Dataset Creation: Sun May 11 14:44:29 2014 by Log Sondex V7.03
 Charted by: Depth in Feet scaled 1:240



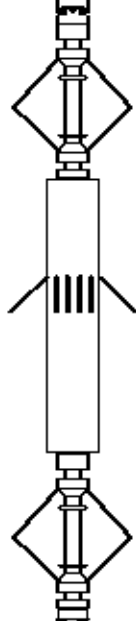
0 (mV) 20
3' Travel Time
650 (usec) 150

0 100
Maximum Amplitude
0 100





Sensor	Offset (ft)	Schematic	Description	Len (ft)	OD (in)	Wt (lb)
GR	27.09		CHD-AES (000001) Cable Head	1.04	1.69	2.00
			XTU-001 (000001) Crossover Ultrawire Toolbus to Ultralink	1.58	1.69	6.50
			PGR-020 (000001) Production Gamma Ray	1.93	1.69	9.50
			PSJ-008 (000001) Production Swivel Joint	0.91	1.69	6.10
			PRC-034 (000008) Production Roller Centralizer (4 Arm)	2.90	2.75	32.00
WVF3FT	18.45		RBT-004 (1066) Radial Bond Tool (UW 3 1/8)	9.47	3.13	140.00
WVFS1	18.45					
WVFS2	18.45					
WVFS3	18.45					
WVFS4	18.45					
WVFS5	18.45					
WVFS6	18.45					
WVFS7	18.45					
WVFS8	18.45					
CBLTEMP	18.45					
CBLROT	18.45					
WVF5FT	17.45		PRC-034 (000007) Production Roller Centralizer (4 Arm)	2.90	2.75	32.00
			PRC-034 (000001) Production Roller Centralizer (4 Arm)	2.90	2.75	32.00

MIT	5.11		PRJ-013 (000001) Production Knuckle Joint	0.57	1.69	3.50
			PRC-RAC.20 (20081) Roller Arm Centralizer (5 Arm)	2.55	2.75	32.00
			MIT-027 (10014703) Multifinger Imaging Tool (UW 40F)	4.54	2.75	61.10
			PRC-RAC.20 (20080) Roller Arm Centralizer (5 Arm)	2.55	2.75	32.00
			BUL-006 (000002) Bullnose Terminator	0.22	1.69	1.20
Dataset:		anadarko_elliot state 1n-17hz_mit_rcbl_11-may-2014.db: field/well/run1/main				
Total Length:		31.14 ft				
Total Weight:		357.90 lb				
O.D.		3.13 in				

Calibration Report			
Database File:	anadarko_elliot state 1n-17hz_mit_rcbl_11-may-2014.db		
Dataset Pathname:	calreport		
Dataset Creation:	Sun May 11 17:27:57 2014 by Log Sondex V7.03		
Multi-finger Imaging Tool Calibration Report			
Serial Number:		10014703	
Number of Fingers:		40	
Tool Model:		027	
Inclinometer Calibration Report			
Performed:		Fri Sep 20 11:47:48 2013	
Calibration Angle:		45	
		Inc X	Inc Y
Vertical:		1963	1960
Finger 1 up:		1748	1727
Finger 31 up:		2195	1742
Finger 21 up:		2178	2188
Finger 11 up:		1727	2173
Sensitivity ratio:	1.00706		
X-axis angle:	132.825		
Deviation const.:	317.775		

Finger Calibration Report							
Performed:				Sun May 11 12:57:23 2014			
Ring size:	4	5	6	7			
(in)							
	Sens	Sens	Sens				
Finger 01:	1069	383.0	1452	399.0	1851	386.0	2237
Finger 02:	1022	388.0	1410	414.0	1824	408.0	2232
Finger 03:	1023	380.0	1403	402.0	1805	400.0	2205
Finger 04:	981	389.0	1370	419.0	1789	425.0	2214
Finger 05:	1016	376.0	1392	389.0	1781	398.0	2179
Finger 06:	1007	391.0	1398	401.0	1799	416.0	2215
Finger 07:	1018	390.0	1408	392.0	1800	411.0	2211
Finger 08:	980	391.0	1371	401.0	1772	430.0	2202
Finger 09:	1043	397.0	1440	386.0	1826	406.0	2232
Finger 10:	1014	393.0	1407	386.0	1793	415.0	2208
Finger 11:	989	390.0	1379	384.0	1763	427.0	2190
Finger 12:	1073	390.0	1463	362.0	1825	393.0	2218
Finger 13:	1007	383.0	1390	376.0	1766	429.0	2195

Finger 14:	992	400.0	1392	390.0	1782	442.0	2224
Finger 15:	968	397.0	1365	389.0	1754	449.0	2203
Finger 16:	1006	393.0	1399	377.0	1776	433.0	2209
Finger 17:	1044	386.0	1430	364.0	1794	416.0	2210
Finger 18:	1070	385.0	1455	364.0	1819	415.0	2234
Finger 19:	1035	395.0	1430	375.0	1805	426.0	2231
Finger 20:	958	389.0	1347	386.0	1733	439.0	2172
Finger 21:	1049	383.0	1432	370.0	1802	421.0	2223
Finger 22:	1028	390.0	1418	378.0	1796	426.0	2222
Finger 23:	1142	367.0	1509	351.0	1860	387.0	2247
Finger 24:	1045	393.0	1438	387.0	1825	421.0	2246
Finger 25:	1047	387.0	1434	385.0	1819	420.0	2239
Finger 26:	1080	386.0	1466	381.0	1847	401.0	2248
Finger 27:	1092	377.0	1469	375.0	1844	400.0	2244
Finger 28:	1052	385.0	1437	394.0	1831	411.0	2242
Finger 29:	1030	387.0	1417	406.0	1823	420.0	2243
Finger 30:	1025	384.0	1409	406.0	1815	413.0	2228
Finger 31:	1082	381.0	1463	393.0	1856	393.0	2249
Finger 32:	1023	383.0	1406	406.0	1812	406.0	2218
Finger 33:	1035	385.0	1420	409.0	1829	403.0	2232
Finger 34:	1029	384.0	1413	419.0	1832	410.0	2242
Finger 35:	1088	372.0	1460	395.0	1855	380.0	2235
Finger 36:	1019	381.0	1400	416.0	1816	402.0	2218
Finger 37:	1131	368.0	1499	389.0	1888	372.0	2260
Finger 38:	1077	374.0	1451	399.0	1850	385.0	2235
Finger 39:	1029	380.0	1409	411.0	1820	399.0	2219
Finger 40:	965	391.0	1356	431.0	1787	423.0	2210

Post Survey Calibration Check


Performed:

Sun May 11 17:27:43 2014

Ring size: (in)	4	Nom. wear	5	Nom. wear	6	Nom. wear	7	Nom. wear
Finger 01:	4.110	0.055	5.011	0.005	6.011	0.006	7.009	0.004
Finger 02:	4.109	0.054	5.012	0.006	6.008	0.004	7.010	0.005
Finger 03:	4.107	0.053	5.010	0.005	6.006	0.003	7.009	0.004
Finger 04:	4.108	0.054	5.016	0.008	6.015	0.007	7.016	0.008
Finger 05:	4.108	0.054	5.009	0.005	6.012	0.006	7.010	0.005
Finger 06:	4.112	0.056	5.008	0.004	6.013	0.006	7.013	0.006
Finger 07:	4.109	0.055	5.005	0.003	6.002	0.001	7.003	0.001
Finger 08:	4.111	0.055	5.010	0.005	6.012	0.006	7.014	0.007
Finger 09:	4.109	0.054	5.007	0.003	6.009	0.005	7.011	0.006
Finger 10:	4.115	0.057	5.014	0.007	6.016	0.008	7.019	0.009
Finger 11:	4.111	0.055	5.009	0.004	6.011	0.005	7.012	0.006
Finger 12:	4.109	0.054	5.006	0.003	6.013	0.006	7.012	0.006
Finger 13:	4.109	0.055	5.011	0.005	6.011	0.006	7.007	0.004
Finger 14:	4.110	0.055	5.012	0.006	6.009	0.005	7.014	0.007
Finger 15:	4.108	0.054	5.012	0.006	6.011	0.006	7.010	0.005
Finger 16:	4.110	0.055	5.010	0.005	6.011	0.006	7.016	0.008
Finger 17:	4.107	0.053	5.007	0.004	6.013	0.006	7.012	0.006
Finger 18:	4.109	0.054	5.013	0.006	6.013	0.007	7.018	0.009
Finger 19:	4.113	0.056	5.010	0.005	6.011	0.005	7.013	0.007
Finger 20:	4.106	0.053	5.017	0.009	6.010	0.005	7.013	0.007
Finger 21:	4.105	0.052	5.011	0.005	6.011	0.005	7.008	0.004
Finger 22:	4.110	0.055	5.013	0.007	6.012	0.006	7.009	0.005
Finger 23:	4.107	0.054	5.012	0.006	6.013	0.007	7.014	0.007
Finger 24:	4.110	0.055	5.011	0.006	6.012	0.006	7.010	0.005
Finger 25:	4.110	0.055	5.009	0.005	6.008	0.004	7.011	0.005
Finger 26:	4.109	0.054	5.010	0.005	6.012	0.006	7.011	0.006
Finger 27:	4.117	0.059	5.008	0.004	6.005	0.003	7.009	0.005
Finger 28:	4.106	0.053	5.005	0.003	6.006	0.003	7.009	0.005
Finger 29:	4.108	0.054	5.008	0.004	6.004	0.002	7.004	0.002
Finger 30:	4.109	0.054	5.009	0.004	6.011	0.005	7.012	0.006
Finger 31:	4.107	0.053	5.007	0.003	6.010	0.005	7.005	0.003
Finger 32:	4.113	0.057	5.010	0.005	6.011	0.006	7.008	0.004
Finger 33:	4.117	0.059	5.012	0.006	6.010	0.005	7.011	0.005
Finger 34:	4.106	0.053	5.010	0.005	6.018	0.009	7.032	0.016
Finger 35:	4.108	0.054	5.011	0.005	6.022	0.011	7.026	0.013
Finger 36:	4.109	0.055	5.013	0.007	6.021	0.010	7.021	0.011
Finger 37:	4.111	0.055	5.016	0.008	6.009	0.004	7.008	0.004
Finger 38:	4.113	0.056	5.014	0.007	6.010	0.005	7.006	0.003
Finger 39:	4.106	0.053	5.008	0.004	6.005	0.003	7.008	0.004
Finger 40:	4.104	0.052	5.008	0.004	6.005	0.003	7.007	0.004

Average:	4.109	0.055	5.010	0.005	6.011	0.005	7.012	0.006
----------	-------	-------	-------	-------	-------	-------	-------	-------

Segmented Cement Bond Log Calibration Report						
Serial Number:		1066				
Tool Model:		004				
Calibration Casing Diameter:		7.000		in		
Calibration Depth:		681.005		ft		
Master Calibration, performed Sun May 11 13:44:04 2014:						
	Raw (v)		Calibrated (mv)		Results	
	Zero	Cal	Zero	Cal	Gain	Offset
3FT	0.011	0.732	0.800	62.165	85.188	-0.156
5FT	0.001	0.701	0.800	62.165	87.666	0.693
S1	0.006	0.664	0.000	100.000	151.870	-0.862
S2	0.006	0.691	0.000	100.000	145.997	-0.875
S3	0.011	0.729	0.000	100.000	139.169	-1.514
S4	0.017	0.769	0.000	100.000	133.037	-2.269
S5	0.023	0.781	0.000	100.000	132.089	-3.097
S6	0.023	0.771	0.000	100.000	133.715	-3.043
S7	0.023	0.742	0.000	100.000	139.015	-3.183
S8	0.021	0.693	0.000	100.000	148.875	-3.122
Gamma Ray Calibration Report						
Serial Number:		000001				
Tool Model:		020				
Performed:		Sun Jun 13 13:33:21 1993				
Calibrator Value:		1.0		GAPI		
Background Reading:		0.0		cps		
Calibrator Reading:		1.0		cps		
Sensitivity:		1.0000		GAPI/cps		

	Company	Kerr-McGee Oil & Gas Onshore, L.P.
	Well	Elliot State 1N-17HZ
	Field	Wattenberg
	County	Weld
	State	Colorado