



Lat40°, Inc. 1635 Foxtrail Drive, Suite 325 Loveland, CO 970-776-3321

LOCATION DRAWING
BLEDSOE 1-14-5-45 PAD

SECTION: 14
TOWNSHIP: 5N
RANGE: 45W









Lat40°, Inc. 1635 Foxtrail Drive, Suite 325 Loveland, CO 970-776-3321

LOCATION DRAWING

BLED SOE 1-14-5-45 PAD

SECTION: 14
TOWNSHIP: 5N
RANGE: 45W

IMPROVEMENTS:

-  NO BUILDING UNITS WITHIN 500' IMPROVEMENT BUFFER
-  NO BUILDINGS WITHIN 500' IMPROVEMENT BUFFER
-  FENCE 354' N
-  ACCESS ROAD 646' E

NEAREST CULTURAL ITEMS:

BUILDING 5280'+
BUILDING UNIT 5280'+
HIGH OCCUPANCY BUILDING UNIT 5280'+
DESIGNATED OUTSIDE ACTIVITY AREA 5280'+
PUBLIC ROAD 5280'+
ABOVE GROUND UTILITY 5280'+
RAILROAD 5280'+
PROPERTY LINE 352' N

DATE: 3/10/2014
PROJECT#: 2014018