Schlumberger

Company: **Omimex Petroleum Inc**
Well: **Bledsoe 9-1-5-45**
Field: **Ballyneal**
County: **Yuma** State: **Colorado**

CEMENT BOND
GAMMA RAY
CASING COLLAR LOG

County: Yuma
Field: Ballyneal
Location: SHL: 1429' FSL & 134' FEL
Well: Bledsoe 9-1-5-45
Company: Omimex Petroleum Inc

LOCATION
SHL: 1429' FSL & 134' FEL
Elev.: K.B. 3765.00 ft
G.L. 3759.00 ft
D.F.

Permanent Datum: GROUND LEVEL Elev.: 3759.00 ft
Log Measured From: KELLY BUSHING 6.00 ft above Perm. Datum
Drilling Measured From: KELLY BUSHING

API Serial No.	Section	Township	Range
05-125-11954-00	1	5N	45W

Logging Date	10-Dec-2013	
Run Number	1	
Depth Driller	2702 ft	
Schlumberger Depth	2631 ft	
Bottom Log Interval	2623 ft	
Top Log Interval	0 ft	
Casing Fluid Type	WATER	
Salinity		
Density	8.4 lbm/gal	
Fluid Level		
BIT/CASING/TUBING STRING		
Bit Size	6.250 in	
From		
To		
Casing/Tubing Size	4.500 in	
Weight	10.5 lbm/ft	
Grade		
From		
To		
Maximum Recorded Temperatures	117 degF	
Logger On Bottom Time	10-Dec-2013 9:58	
Unit Number Location	354 FORT MORGAN	
Recorded By	C MARCH	
Witnessed By	JEREMY FISCHER	

	Run 1	Run 2	Run 3	Run 4
PVT DATA				
Oil Density				
Water Salinity				
Gas Gravity				
Bo				
Bw				
1/Bg				
Bubble Point Pressure				
Bubble Point Temperature				
Solution GOR				
Maximum Deviation				
CEMENTING DATA				
Primary/Squeeze	Primary			
Casing String No				
Lead Cement Type				
Volume				
Density				
Water Loss				
Additives				
Tail Cement Type				
Volume				
Density				
Water Loss				
Additives				
Expected Cement Top				
Logging Date				
Run Number				
Depth Driller				
Schlumberger Depth				
Bottom Log Interval				
Top Log Interval				
Casing Fluid Type				
Salinity				
Density				
Fluid Level				
BIT/CASING/TUBING STRING				
Bit Size				
From				
To				
Casing/Tubing Size				
Weight				
Grade				
From				
To				
Maximum Recorded Temperatures				
Logger On Bottom Time				
Unit Number Location				
Recorded By				
Witnessed By				

DEPTH SUMMARY LISTING

Date Created: 9-DEC-2013 14:10:29

Depth System Equipment

Depth Measuring Device		Tension Device		Logging Cable	
Type:	IDW-B	Type:	CMTD-B/A	Type:	1-25P
Serial Number:	6220	Serial Number:	1163	Serial Number:	354
Calibration Date:	27-MAR-2013	Calibration Date:	09-DEC-2013	Length:	17000 FT
Calibrator Serial Number:	1	Calibrator Serial Number:	78135	Conveyance Method:	Wireline
Calibration Cable Type:	1-25P	Number of Calibration Points:	0	Rig Type:	LAND
Wheel Correction 1:	-4				
Wheel Correction 2:	-2				

Depth Control Parameters

Log Sequence:	First Log In the Well
Rig Up Length At Surface:	0.00 FT
Rig Up Length At Bottom:	0.00 FT
Rig Up Length Correction:	0.00 FT
Stretch Correction:	
Tool Zero Check At Surface:	1.00 FT

Depth Control Remarks

1. IDW WHEELS PRIMARY DEPTH CONTROL
2. DRUM COUNTER USED AS SECONDARY DEPTH CONTROL
3.
4.
5.
6.

DISCLAIMER
THE USE OF AND RELIANCE UPON THIS RECORDED-DATA BY THE HEREIN NAMED COMPANY (AND ANY OF ITS AFFILIATES, PARTNERS, REPRESENTATIVES, AGENTS, CONSULTANTS AND EMPLOYEES) IS SUBJECT TO THE TERMS AND CONDITIONS AGREED UPON BETWEEN SCHLUMBERGER AND THE COMPANY, INCLUDING: (a) RESTRICTIONS ON USE OF THE RECORDED-DATA; (b) DISCLAIMERS AND WAIVERS OF WARRANTIES AND REPRESENTATIONS REGARDING COMPANY'S USE OF AND RELIANCE UPON THE RECORDED-DATA; AND (c) CUSTOMER'S FULL AND SOLE RESPONSIBILITY FOR ANY INFERENCE DRAWN OR DECISION MADE IN CONNECTION WITH THE USE OF THIS RECORDED-DATA.

OTHER SERVICES1	OTHER SERVICES2
OS1: NONE	OS1:
OS2:	OS2:
OS3:	OS3:
OS4:	OS4:
OS5:	OS5:
REMARKS: RUN NUMBER 1	REMARKS: RUN NUMBER 2
CORRELATED TO TRIPLE COMBO	
RAN ON 16-FEB-2012 BY SCHLUMBERGER	
REPEAT AND MAIN PASS	
RAN UNDER 0 PSI	
CREW: WILEY, HOFFMAN	
THANKS	

RUN 1			RUN 2		
SERVICE ORDER #:	C170-00135		SERVICE ORDER #:		
PROGRAM VERSION:	19C2-270		PROGRAM VERSION:		
FLUID LEVEL:			FLUID LEVEL:		
LOGGED INTERVAL	START	STOP	LOGGED INTERVAL	START	STOP

EQUIPMENT DESCRIPTION

RUN 1	RUN 2
SURFACE EQUIPMENT	
WITM-A PSC_16MHZ	

DOWNHOLE EQUIPMENT



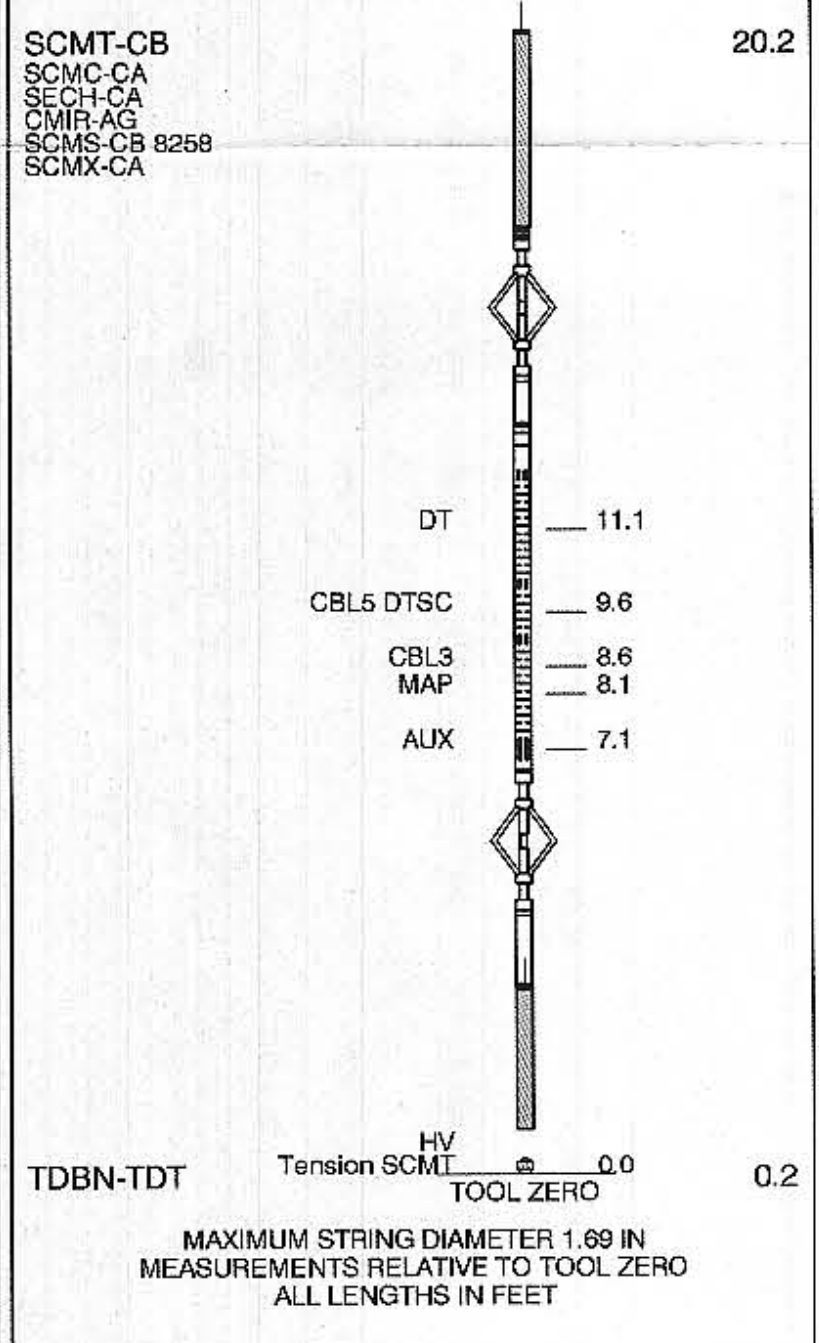

Schlumberger

MAIN PASS

MAXIS Field Log

Company: Omimex Petroleum Inc **Well: Bledsoe 9-1-5-45**

Output DLIS Files

DEFAULT **SCMT_PSP_006LUP** **FN:5** **PRODUCER** **10-Dec-2013 09:53**

OP System Version: 19C2-270

SCMT-CB	19C2-270	PSPT	19C2-270

PIP SUMMARY

▶ Time Mark Every 60 S

Discriminated CCL (CCLD) -3.5 (V) 0.5

COLLARS From CCLD to T1

CASING PRESSURE 0 PSI

GOOD BOND From ACBL to GOBO

Transit Time (TT) 400 (US) 200

CBL Amplitude (CBL) 0 (MV) 100

Gamma Ray (GR) 0 (GAPI) 150

Tension (TENS) (LBF) 2000 0

CBL Amplitude (CBL) 0 (MV) 20

Min Amplitude Max

VDL VariableDensity (VDL) 200 (US) 1200

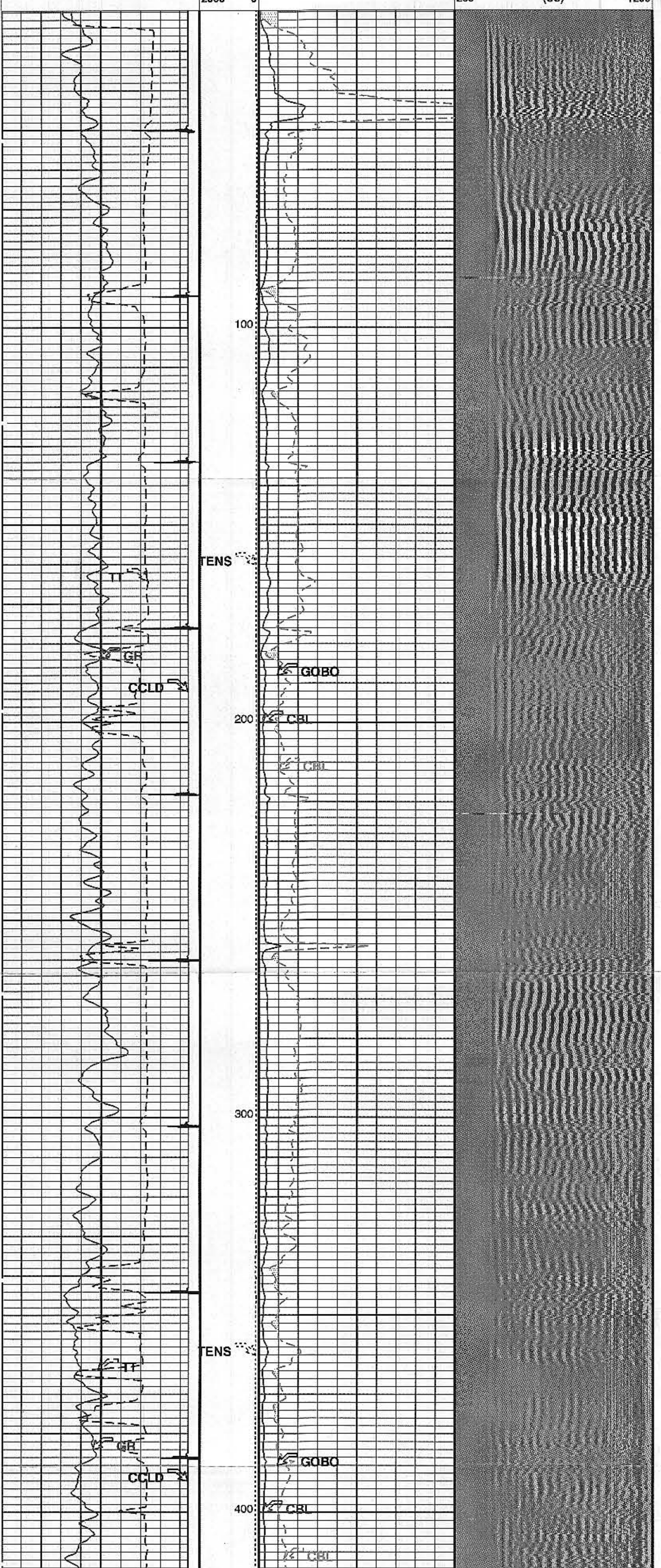

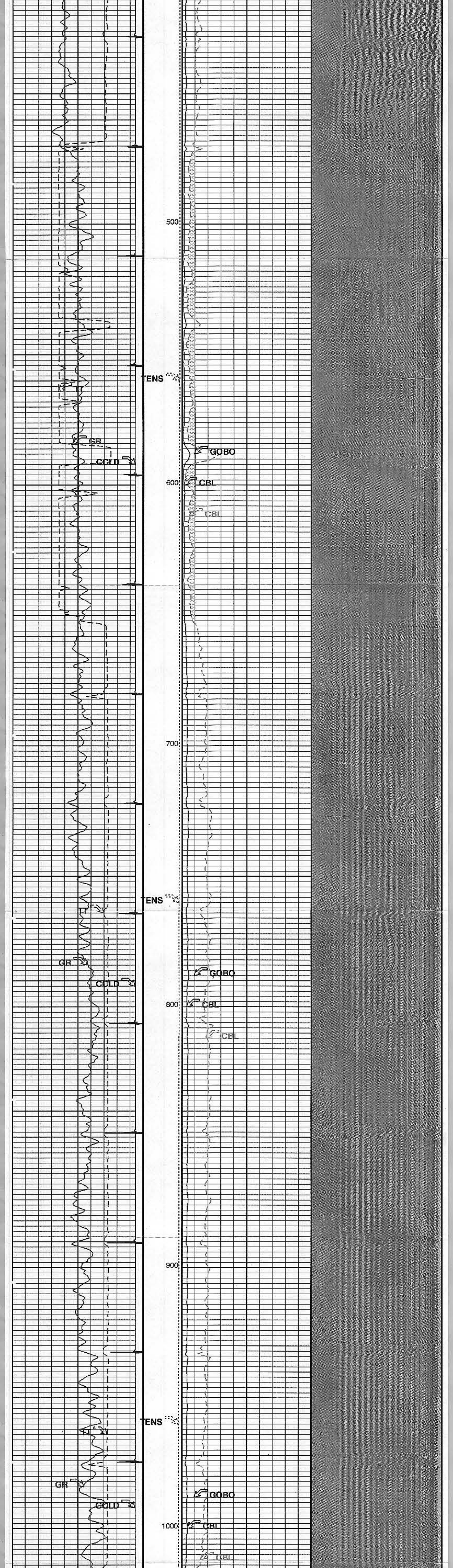

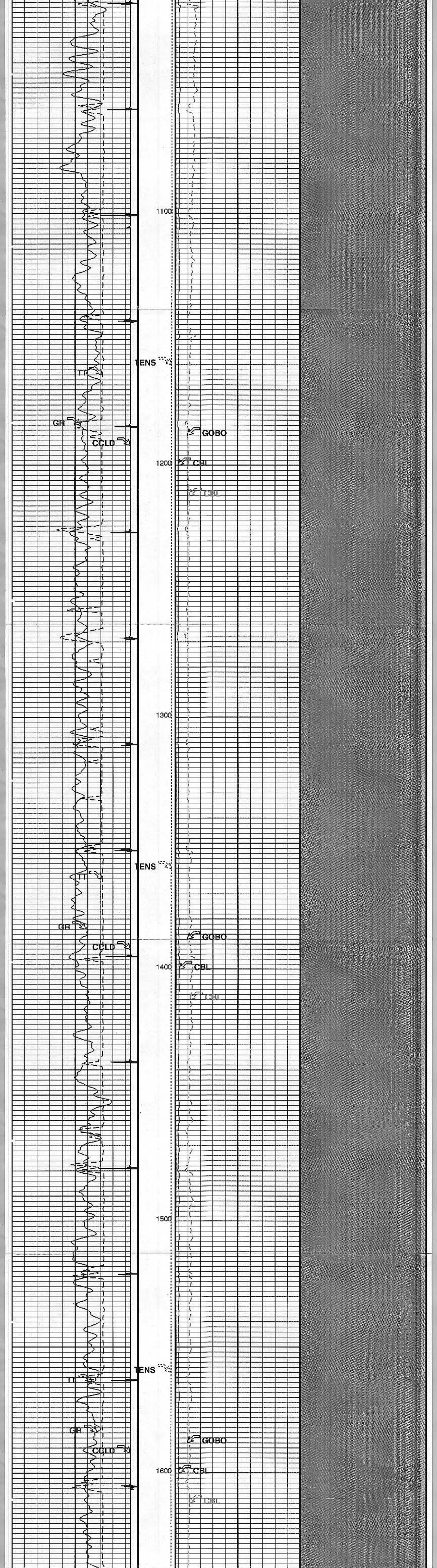

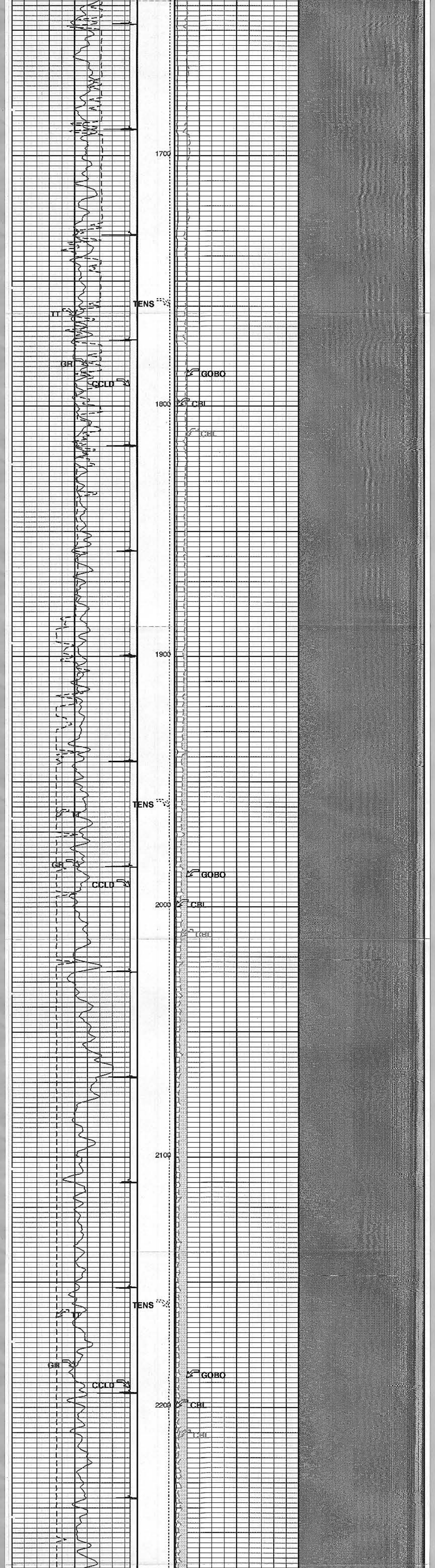

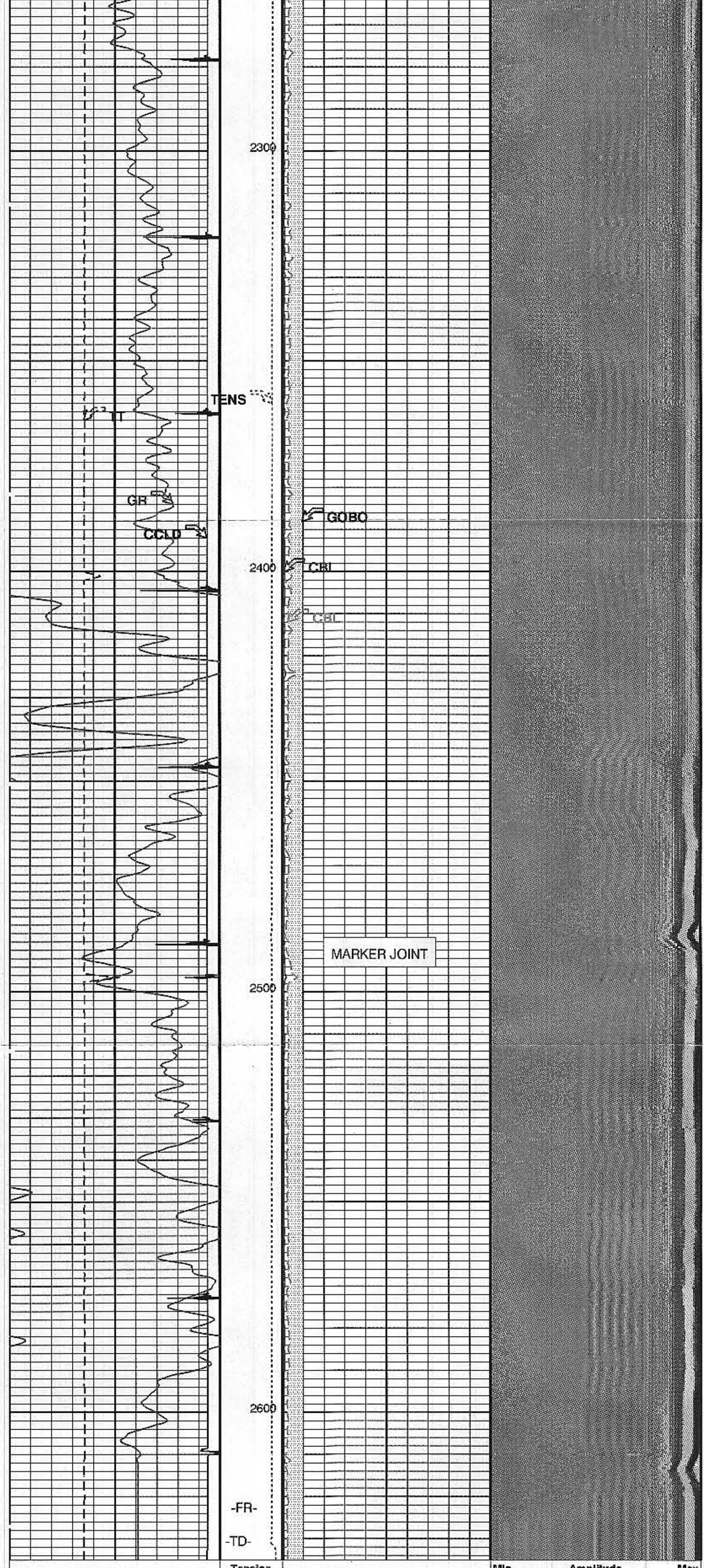

Gamma Ray (GR)	Tension (TENS)	CBL Amplitude (CBL)	Amplitude
0 (GAPI) 150	(LBF) 2000 0	0 (MV) 20	Min Max VDL VariableDensity (VDL) 200 (US) 1200
Transit Time (TT) 400 (US) 200		CBL Amplitude (CBL) 0 (MV) 100	

COLLARS
From CCLD to T1

Discriminated CCL (CCLD)
-3.5 (V) 0.5

GOOD BOND
From ACBL to GOBO

CASING PRESSURE 0 PSI

PIP SUMMARY

Time Mark Every 60 S

Parameters

DLIS Name	Description	Value	
SCMT-CB: Slim Cement Mapping Tool, 1-11/16 OD			
BILI	Bond Index Level for Zone Isolation	0.8	
CB3D	SCMT CBL 3 ft Peak Detection Mode	PEAK	
CB3G	SCMT CBL 3 ft Peak Detection T0_Delay and Noise Gate	229.263	US
CB3T	SCMT CBL 3 ft Fixed Threshold Level	20	MV
CB5D	SCMT CBL 5 ft Peak Detection Mode	PEAK	
CB5G	SCMT CBL 5 ft Peak Detection T0_Delay and Noise Gate	343.263	US
CB5T	SCMT CBL 5 ft Fixed Threshold Level	20	MV
CBLG	CBL Gate Width	40	US
CBRA	CBL LQC Reference Amplitude in Free Pipe	79	MV
CMCF	CBL Cement Type Compensation Factor	1	
CMTC	SCMT Slow Channel Multiplexer Mode	SCAN	
CMTM	SCMT Operating Mode	LOG	
CSCS	SCMT Slow Channel Index	VCC	
CTHI	Casing Thickness	0.229988	IN
DTF	Delta-T Fluid	204.5	US/F
FATT	Acoustic Attenuation due to Fluid	0	DB/F
FCF	CBL Fluid Compensation Factor	1	
GOBO	Good Bond	0.935443	MV
MAPD	SCMT MAP Peak Detection Mode	PEAK	
MAPG	SCMT MAP Peak Detection T0_Delay and Noise Gate	172.263	US
MAPT	SCMT MAP Fixed Threshold Level	30	MV
MATT	Maximum Attenuation	18.4392	DB/F
MCCF	MAP Cement Type Compensation Factor	1	
MCI	Minimum Cemented Interval for Isolation	1.25	FT
MMSA	MAP Minimum Sonic Amplitude	2.90666	MV
MSA	Minimum Sonic Amplitude	0.308578	MV
PEDE	Peak Detection On/Off Switch in Playback	OFF	
VDLG	VDL Manual Gain	5	
ZCMT	Acoustic Impedance of Cement	6.8	MRAY
System and Miscellaneous			
CWEI	Casing Weight	10.50	LB/F
DFD	Drilling Fluid Density	8.40	LB/G
TD	Total Depth	-50000	FT

Format: CBL_VDL Vertical Scale: 5" per 100' Graphics File Created: 10-Dec-2013 09:53

OP System Version: 19C2-270

SCMT-CB 19C2-270 PSPT 19C2-270

Output DLIS Files

DEFAULT SCMT_PSP_006LUP FN:5 PRODUCER 10-Dec-2013 09:53

Schlumberger

REPEAT PASS

MAXIS Field Log

Company: Omimex Petroleum Inc **Well: Bledsoe 9-1-5-45**

Input DLIS Files

DEFAULT	SCMT_PSP_005LUP	FN:4	PRODUCER	10-Dec-2013 09:47	2632.5 FT	2428.5 FT

Output DLIS Files

DEFAULT	SCMT_PSP_008PUP	FN:7	PRODUCER	10-Dec-2013 10:33	2634.5 FT	2430.5 FT

OP System Version: 19C2-270

SCMT-CB	19C2-270	PSPT	19C2-270

PIP SUMMARY

▶ Time Mark Every 60 S

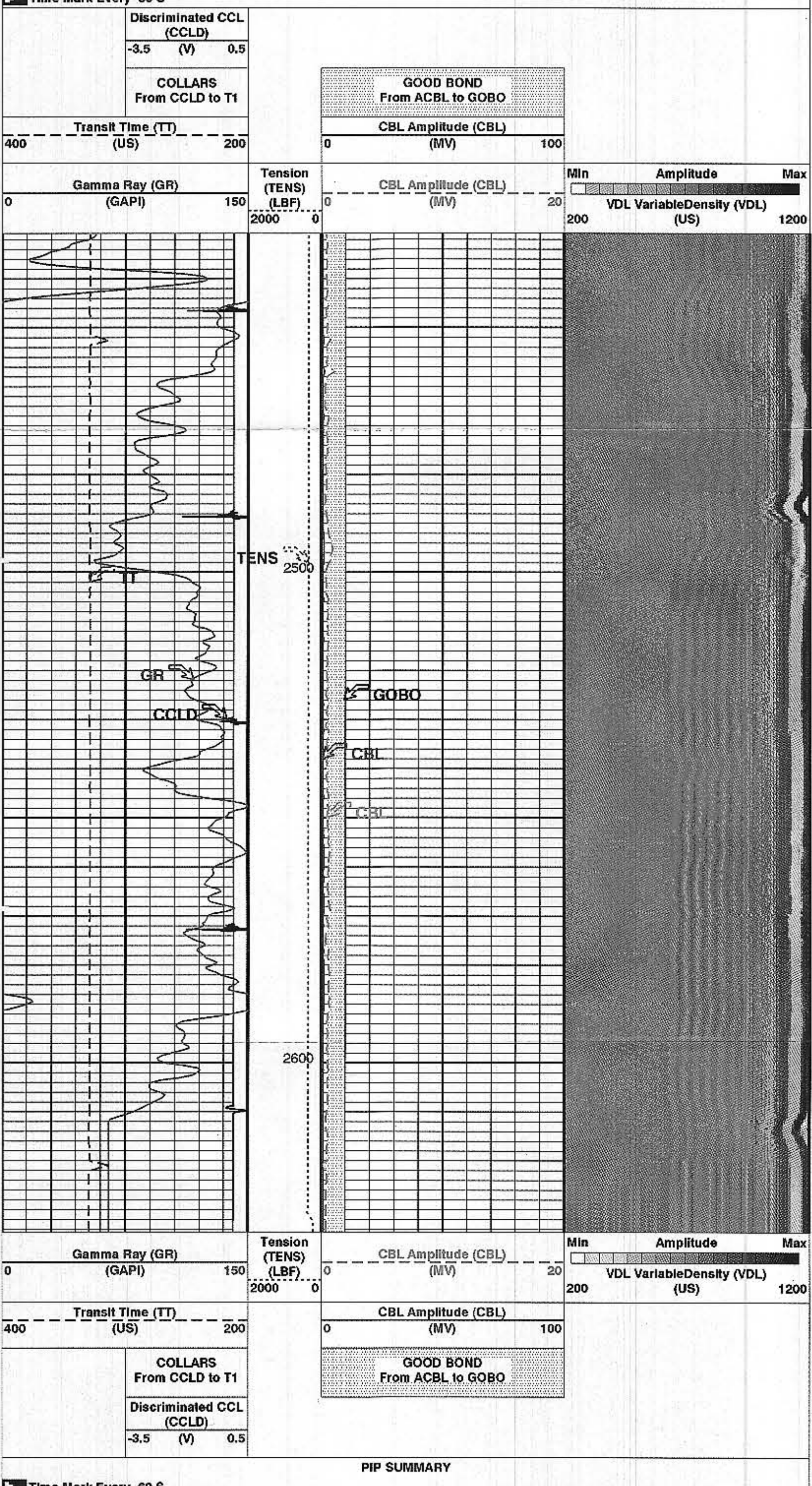

PIP SUMMARY

▶ Time Mark Every 60 S

Parameters

DLIS Name	Description	Value	
	SCMT-CB: Slim Cement Mapping Tool, 1-11/16 OD		
BILI	Bond Index Level for Zone Isolation	0.8	
CB3D	SCMT CBL 3 ft Peak Detection Mode	PEAK	
CB3G	SCMT CBL 3 ft Peak Detection T0_Delay and Noise Gate	229.263	US
CB3T	SCMT CBL 3 ft Fixed Threshold Level	20	MV
CB5D	SCMT CBL 5 ft Peak Detection Mode	PEAK	
CB5G	SCMT CBL 5 ft Peak Detection T0_Delay and Noise Gate	343.263	US
CB5T	SCMT CBL 5 ft Fixed Threshold Level	20	MV
CBLG	CBL Gate Width	40	US
CBRA	CBL LQC Reference Amplitude in Free Pipe	79	MV
CMCF	CBL Cement Type Compensation Factor	1	
CMTC	SCMT Slow Channel Multiplexer Mode	SCAN	
CMTM	SCMT Operating Mode	LOG	
CSCS	SCMT Slow Channel Index	VCC	
CTHI	Casing Thickness	0.229988	IN
DTF	Delta-T Fluid	204.5	US/F
FATT	Acoustic Attenuation due to Fluid	0	DB/F
FCF	CBL Fluid Compensation Factor	1	
GOBO	Good Bond	0.935443	MV
MAPD	SCMT MAP Peak Detection Mode	PEAK	
MAPG	SCMT MAP Peak Detection T0_Delay and Noise Gate	172.263	US
MAPT	SCMT MAP Fixed Threshold Level	30	MV
MATT	Maximum Attenuation	18.4392	DB/F
MCCF	MAP Cement Type Compensation Factor	1	
MCI	Minimum Cemented Interval for Isolation	1.25	FT
MMSA	MAP Minimum Sonic Amplitude	2.90666	MV
MSA	Minimum Sonic Amplitude	0.308578	MV
PEDE	Peak Detection On/Off Switch in Playback	OFF	
VDLG	VDL Manual Gain	5	
ZCMT	Acoustic Impedance of Cement	6.8	MRAY
	System and Miscellaneous		
CWEI	Casing Weight	10.50	LB/F
DFD	Drilling Fluid Density	8.40	LB/G
DO	Depth Offset for Playback	2.0	FT
PP	Playback Processing	NORMAL	
TD	Total Depth	-50000	FT

Format: CBL_VDL Vertical Scale: 5" per 100' Graphics File Created: 10-Dec-2013 10:33

OP System Version: 19C2-270

SCMT-CB	19C2-270	PSPT	19C2-270

Input DLIS Files

DEFAULT	SCMT_PSP_005LUP	FN:4	PRODUCER	10-Dec-2013 09:47	2632.5 FT	2428.5 FT

Output DLIS Files

DEFAULT	SCMT_PSP_008PUP	FN:7	PRODUCER	10-Dec-2013 10:33

Company:	**Omimex Petroleum Inc**
Well:	**Bledsoe 9-1-5-45**
Field:	**Ballyneal**
County:	**Yuma**
State:	**Colorado**

Schlumberger

CEMENT BOND
GAMMA RAY
CASING COLLAR LOG

Printed from NeuraView 12/26/13