

Metals

Case Narrative

Colorado Oil & Gas Conservation Commission

TBAL

Work Order Number: 1309158

1. This report consists of 1 water sample.
2. The sample was received cool and intact by ALS on 09/12/13.
3. The sample was to be analyzed for dissolved metals. The sample was filtered through a 0.45 micron filter and preserved with nitric acid to a pH less than 2 prior to analysis.
4. The sample was prepared and analyzed based on Methods for the Determination of Metals in Environmental Samples – Supplement 1 procedures.

Prior to analysis by Trace ICP, an ionization buffer was added to the sample to improve the sodium and potassium quantitation.

For analysis by Trace ICP and ICP-MS, the sample was digested following method 200.2 and the current revision of SOP 806.

5. Analysis by Trace ICP followed method 200.7 and the current revision of SOP 807.

Analysis by ICP-MS followed method 200.8 and the current revision of SOP 827.

6. All standards and solutions are NIST traceable and were used within their recommended shelf life.
7. The sample was prepared and analyzed within the established hold times.

All in house quality control procedures were followed, as described below.

8. General quality control procedures.



- A filter (method) blank and laboratory control sample were filtered, preserved, and digested at the same time as the sample.
- The preparation (method) blank associated with each digestion batch was below the reporting limit for the requested analytes.
- All laboratory control sample criteria were met.
- All initial and continuing calibration blanks were below the reporting limit for the requested analytes with the exception of CCB1 for strontium. The samples bracketed by this CCB contained more than ten times the concentration of strontium that was detected in the CCB.
- All initial and continuing calibration verifications were within the acceptance criteria for the requested analytes.
- The interference check samples associated with Method 200.7 were within acceptance criteria.
- The interference check samples associated with Method 200.8 were analyzed.

9. Matrix specific quality control procedures.

Per method requirements, matrix QC was performed for each analysis. Since a sample from this order number was not the selected quality control (QC) sample, matrix specific QC results are not included in this report.

10. It is a standard practice that samples for ICP-MS are analyzed at a dilution.

11. Sodium Adsorption Ration (SAR) was determined by calculation based on a reference from the client. Calcium, magnesium, and sodium concentrations were determined by ICP, Method 200.7.

$$\text{SAR} = \text{Na} / (((\text{Ca} + \text{Mg}) / 2)^{1/2})$$

The analyte results are the me/L concentrations based on conversions from their mg/L concentrations. Please note that the SAR value is unitless.



The data contained in the following report have been reviewed and approved by the personnel listed below. In addition, ALS certifies that the analyses reported herein are true, complete and correct within the limits of the methods employed.



Jill Latelle
Inorganics Primary Data Reviewer

9/26/13
Date



[unclear]
Inorganics Final Data Reviewer

9/26/13
Date



Inorganic Data Reporting Qualifiers

The following qualifiers are used by the laboratory when reporting results of inorganic analyses.

- Result qualifier -- A "B" is entered if the reported value was obtained from a reading that was less than the Reporting Limit but greater than or equal to the Method Detection Limit (MDL). If the analyte was analyzed for but not detected a "U" is entered. For samples, negative values are reported as non-detects ("U" flagged). For blanks, if the absolute value of the negative value is above the MDL and below the reporting limit, then the result is "B" flagged.
- QC qualifier -- Specified entries and their meanings are as follows:
 - E - The reported value is estimated because of the presence of interference. An explanatory note may be included in the narrative.
 - M - Duplicate injection precision was not met.
 - N - Spiked sample recovery not within control limits. A post spike is analyzed for all ICP analyses when the matrix spike and or spike duplicate fail and the native sample concentration is less than four times the spike added concentration.
 - Z - Spiked recovery not within control limits. An explanatory note may be included in the narrative.
 - * - Duplicate analysis (relative percent difference) not within control limits.
 - S - SAR value is estimated as one or more analytes used in the calculation were not detected above the detection limit.



Chain of Custody

ALS Environmental -- FC

Sample Number(s) Cross-Reference Table

OrderNum: 1309158

Client Name: Colorado Oil & Gas Conservation Commission

Client Project Name: TBAL

Client Project Number:

Client PO Number: PHA 14-22

Client Sample Number	Lab Sample Number	COC Number	Matrix	Date Collected	Time Collected
752831 Szwaja	1309158-1		WATER	11-Sep-13	9:20



ALS Environmental - Fort Collins
CONDITION OF SAMPLE UPON RECEIPT FORM

Client: COGCC
Project Manager: ARW

Workorder No: 1309158
Initials: LAS Date: 9/12/13

1. Does this project require any special handling in addition to standard ALS procedures?		YES	<input checked="" type="radio"/> NO
2. Are custody seals on shipping containers intact?	NONE	<input checked="" type="radio"/> YES	NO
3. Are Custody seals on sample containers intact?	<input checked="" type="radio"/> NONE	YES	NO
4. Is there a COC (Chain-of-Custody) present or other representative documents?		<input checked="" type="radio"/> YES	NO
5. Are the COC and bottle labels complete and legible?		<input checked="" type="radio"/> YES	NO
6. Is the COC in agreement with samples received? (IDs, dates, times, no. of samples, no. of containers, matrix, requested analyses, etc.)		<input checked="" type="radio"/> YES	NO
7. Were airbills / shipping documents present and/or removable?	DROP OFF	<input checked="" type="radio"/> YES	NO
8. Are all aqueous samples requiring preservation preserved correctly? (excluding volatiles)	N/A	<input checked="" type="radio"/> YES	NO
9. Are all aqueous non-preserved samples pH 4-9?	N/A	<input checked="" type="radio"/> YES	NO
10. Is there sufficient sample for the requested analyses?		<input checked="" type="radio"/> YES	NO
11. Were all samples placed in the proper containers for the requested analyses?		<input checked="" type="radio"/> YES	NO
12. Are all samples within holding times for the requested analyses?		<input checked="" type="radio"/> YES	NO
13. Were all sample containers received intact? (not broken or leaking, etc.)		<input checked="" type="radio"/> YES	NO
14. Are all samples requiring no headspace (VOC, GRO, RSK/MEE, Rx CN/S, radon) headspace free? Size of bubble: ___ < green pea ___ > green pea	N/A	<input checked="" type="radio"/> YES	NO
15. Do any water samples contain sediment? Amount Amount of sediment: ___ dusting ___ moderate ___ heavy	N/A	YES	<input checked="" type="radio"/> NO
16. Were the samples shipped on ice?		<input checked="" type="radio"/> YES	NO
17. Were cooler temperatures measured at 0.1-6.0°C? IR gun used*: <input checked="" type="radio"/> #2 #4 RAD ONLY		<input checked="" type="radio"/> YES	NO
Cooler #: <u>1</u>			
Temperature (°C): <u>2.4</u>			
No. of custody seals on cooler: <u>1</u>			
External µR/hr reading: <u>16</u>			
Background µR/hr reading: <u>10-11 Lat 9/12/13</u>			
Were external µR/hr readings ≤ two times background and within DOT acceptance criteria? <input checked="" type="radio"/> YES / NO / NA (If no, see Form 008.)			

Additional Information: PROVIDE DETAILS BELOW FOR A NO RESPONSE TO ANY QUESTION ABOVE, EXCEPT #1 AND #16.

If applicable, was the client contacted? YES / NO / NA Contact: _____ Date/Time: _____

Project Manager Signature / Date: Guy 9/17/13

1309158

From: (719) 846-3891
Peter Gerstlitz
Colo. Oil & Gas Cons. Comm.
213 Corundum RD
Trinidad, CO 81082

Origin ID: PUBA



J13201306280326

SHIP TO: (970) 498-1511

Amy Wolf
ALS Laboratory Group
225 COMMERCE DR
FORT COLLINS, CO 80524

BILL SENDER

Ship Date: 11SEP13
ActWgt: 19.0 LB
CAD: 4076443INET3430

Delivery Address Bar Code



Ref #
Invoice #
PO #
Dept #

special Project TBAL

THU - 12 SEP 10:30A
PRIORITY OVERNIGHT


TRK# 7966 6462 0527
0201



RT 614 1 A
0527
09.12

FZ

72 FTCA 2.4
80524
CO-US
DEN



51AG162561PAGE



Sample Results

Dissolved Metals by 200.7

Method EPA200.7 Revision 4.4

Sample Results

Lab Name: ALS Environmental -- FC

Work Order Number: 1309158

Client Name: Colorado Oil & Gas Conservation Commission

ClientProject ID: TBAL

Field ID: 752831 Szwaja

Lab ID: 1309158-1

Sample Matrix: WATER

% Moisture: N/A

Date Collected: 11-Sep-13

Date Extracted: 24-Sep-13

Date Analyzed: 25-Sep-13

Prep Method: EPA200.2 Rev 2.8

Prep Batch: IP130924-3

QC Batch ID: IP130924-3-1

Run ID: IT130925-2A4

Cleanup: NONE

Basis: As Received

File Name: 130925A.

Analyst: Steve Workman

Sample Aliquot: 50 g

Final Volume: 50 g

Result Units: MG/L

Clean DF: 1

CASNO	Target Analyte	Dilution Factor	Result	RptLimit\ LOD\LOQ	MDL/DL	Result Qualifier	EPA Qualifier
7440-41-7	BERYLLIUM	1	0.0003	0.002	0.0003	B	
7440-42-8	BORON	1	0.03	0.1	0.03	U	
7440-70-2	CALCIUM	1	10	1	0.06		
7440-47-3	CHROMIUM	1	0.0015	0.01	0.0015	U	
7439-89-6	IRON	1	0.006	0.1	0.006	U	
7439-93-2	LITHIUM	1	0.0066	0.01	0.003	B	
7439-95-4	MAGNESIUM	1	0.6	1	0.06	B	
7440-02-0	NICKEL	1	0.006	0.02	0.006	U	
7723-14-0	PHOSPHORUS	1	0.06	0.2	0.06	U	
7440-09-7	POTASSIUM	1	1.3	1	0.2		
7440-21-3	SILICON	1	4.1	0.05	0.015		
7440-23-5	SODIUM	1	100	1	0.09		
	SODIUM ADSORPTION RATIO	1	8.4	0.17	0.062		
7704-34-9	SULFUR	1	1.6	0.2	0.06		
7440-62-2	VANADIUM	1	0.0015	0.01	0.0015	U	

Data Package ID: *it1309158-1*

Dissolved Metals by 200.8

Method EPA200.8 Revision 5.4

Sample Results

Lab Name: ALS Environmental -- FC

Work Order Number: 1309158

Client Name: Colorado Oil & Gas Conservation Commission

ClientProject ID: TBAL

Field ID: 752831 Szwaja

Lab ID: 1309158-1

Sample Matrix: WATER

% Moisture: N/A

Date Collected: 11-Sep-13

Date Extracted: 20-Sep-13

Date Analyzed: 21-Sep-13

Prep Method: EPA200.2 Rev 2.8

Prep Batch: IP130920-1

QCBatchID: IP130920-1-6

Run ID: IM130921-10A4

Cleanup: NONE

Basis: As Received

File Name: 021SMPL_

Analyst: Ross Miller

Sample Aliquot: 50 ml

Final Volume: 50 ml

Result Units: MG/L

Clean DF: 1

CASNO	Target Analyte	Dilution Factor	Result	RptLimit\ LOD\LOQ	MDL/DL	Result Qualifier	EPA Qualifier
7429-90-5	ALUMINUM	10	0.015	0.05	0.015	U	
7440-36-0	ANTIMONY	10	0.0012	0.0003	0.0001		
7440-38-2	ARSENIC	10	0.0006	0.002	0.0006	U	
7440-39-3	BARIUM	10	0.33	0.001	0.0003		
7440-43-9	CADMIUM	10	0.00012	0.0003	0.00012	U	
7440-45-1	CERIUM	10	0.00009	0.0003	0.00009	U	
7440-48-4	COBALT	10	0.0003	0.001	0.0003	U	
7440-50-8	COPPER	10	0.003	0.01	0.003	U	
7439-91-0	LANTHANUM	10	0.00011	0.0003	0.00009	B	
7439-92-1	LEAD	10	0.00015	0.0005	0.00015	U	
7439-96-5	MANGANESE	10	0.012	0.002	0.0006		
7439-98-7	MOLYBDENUM	10	0.0005	0.001	0.0005	U	
7440-00-8	NEODYMIUM	10	0.00009	0.0003	0.00009	U	
7440-10-0	PRASEODYMIUM	10	0.00009	0.0003	0.00009	U	
7782-49-2	SELENIUM	10	0.0005	0.001	0.0005	U	
7440-22-4	SILVER	10	0.00003	0.0001	0.00003	U	
7440-23-5	SODIUM	10	110	1	0.3		
7440-24-6	STRONTIUM	10	0.38	0.001	0.0003		
7440-28-0	THALLIUM	10	0.00007	0.0002	0.00006	B	
7440-29-1	THORIUM	10	0.00006	0.0002	0.00006	U	
7440-61-1	URANIUM	10	0.00003	0.0001	0.00003	U	
7440-65-5	YTTRIUM	10	0.00009	0.0003	0.00009	U	
7440-66-6	ZINC	10	0.0086	0.02	0.006	B	

Data Package ID: *im1309158-1*

Date Printed: Thursday, September 26, 2013

ALS Environmental -- FC

Page 1 of 2

LIMS Version: 6.670



Summary Report Forms

Metals by 200.7

Method EPA200.7 Revision 4.4

Method Blank

Lab Name: ALS Environmental -- FC

Work Order Number: 1309158

Client Name: Colorado Oil & Gas Conservation Commission

ClientProject ID: TBAL

Lab ID: F130923-1MB

Sample Matrix: WATER

% Moisture: N/A

Date Collected: N/A

Date Extracted: 24-Sep-13

Date Analyzed: 25-Sep-13

Prep Batch: IP130924-3

QCBatchID: IP130924-3-1

Run ID: IT130925-2A4

Cleanup: NONE

Basis: N/A

File Name: 130925A.

Sample Aliquot: 50 g

Final Volume: 50 g

Result Units: MG/L

Clean DF: 1

CASNO	Target Analyte	DF	Result	RptLimit LOD/LOQ	MDL	Result Qualifier	EPA Qualifier
7440-41-7	BERYLLIUM	1	0.0003	0.002	0.0003	U	
7440-42-8	BORON	1	0.03	0.1	0.03	U	
7440-70-2	CALCIUM	1	0.06	1	0.06	U	
7440-47-3	CHROMIUM	1	0.0015	0.01	0.0015	U	
7439-89-6	IRON	1	-0.0081	0.1	0.006	B	
7439-93-2	LITHIUM	1	0.003	0.01	0.003	U	
7439-95-4	MAGNESIUM	1	0.06	1	0.06	U	
7440-02-0	NICKEL	1	0.006	0.02	0.006	U	
7723-14-0	PHOSPHORUS	1	0.06	0.2	0.06	U	
7440-09-7	POTASSIUM	1	0.2	1	0.2	U	
7440-21-3	SILICON	1	0.015	0.05	0.015	U	
7440-23-5	SODIUM	1	0.12	1	0.09	B	
7704-34-9	SULFUR	1	0.06	0.2	0.06	U	
7440-62-2	VANADIUM	1	0.0015	0.01	0.0015	U	

Data Package ID: *it1309158-1*

Metals by 200.7

Method EPA200.7 Revision 4.4

Laboratory Control Sample

Lab Name: ALS Environmental -- FC

Work Order Number: 1309158

Client Name: Colorado Oil & Gas Conservation Commission

ClientProject ID: TBAL

Lab ID: F130923-1LCS

Sample Matrix: WATER
 % Moisture: N/A
 Date Collected: N/A
 Date Extracted: 09/24/2013
 Date Analyzed: 09/25/2013
 Prep Method: EPA200.22.8

Prep Batch: IP130924-3
 QCBatchID: IP130924-3-1
 Run ID: IT130925-2A4
 Cleanup: NONE
 Basis: N/A
 File Name: 130925A.

Sample Aliquot: 50 g
 Final Volume: 50 g
 Result Units: MG/L
 Clean DF: 1

CASNO	Target Analyte	Spike Added	LCS Result	Reporting Limit	Result Qualifier	LCS % Rec.	Control Limits
7440-41-7	BERYLLIUM	0.05	0.0485	0.002		97	85 - 115%
7440-42-8	BORON	1	1.05	0.1		105	85 - 115%
7440-70-2	CALCIUM	40	40	1		100	85 - 115%
7440-47-3	CHROMIUM	0.2	0.211	0.01		106	85 - 115%
7439-89-6	IRON	1	0.976	0.1		98	85 - 115%
7439-93-2	LITHIUM	0.5	0.506	0.01		101	85 - 115%
7439-95-4	MAGNESIUM	40	40.4	1		101	85 - 115%
7440-02-0	NICKEL	0.5	0.522	0.02		104	85 - 115%
7723-14-0	PHOSPHORUS	10	10.4	0.2		104	85 - 115%
7440-09-7	POTASSIUM	40	42.4	1		106	85 - 115%
7440-21-3	SILICON	1	1.06	0.05		106	85 - 115%
7440-23-5	SODIUM	40	41.4	1		103	85 - 115%
7704-34-9	SULFUR	10	10.4	0.2		104	85 - 115%
7440-62-2	VANADIUM	0.5	0.511	0.01		102	85 - 115%

Data Package ID: *it1309158-1*

Prep Batch ID: IP130924-3

Start Date: 09/24/13

End Date: 09/24/13

Concentration Method: NONE

Batch Created By: bas

Start Time: 12:00

End Time: 18:00

Extract Method: EPA200.22.8

Date Created: 09/24/13

Prep Analyst: Nathan A. Quatier

Initial Volume Units: g

Time Created: 13:06

Comments:

Final Volume Units: g

Validated By: bas

Date Validated: 09/24/13

Time Validated: 13:39

QC Batch ID: IP130924-3-1

Lab ID	QC Type	Field ID	Matrix	Date Collected	Initial Wt/Vol	Final Wt/Vol	Cleanup Method	Cleanup DF	Order Number
F130923-1	MB	XXXXXX	WATER	XXXXXX	50	50	NONE	1	1309258
F130923-1	LCS	XXXXXX	WATER	XXXXXX	50	50	NONE	1	1309258
F130923-1	LCSD	XXXXXX	WATER	XXXXXX	50	50	NONE	1	1309258
1309258-1	MS	XXXXXX	WATER	XXXXXX	50	50	NONE	1	1309258
1309258-1	MSD	XXXXXX	WATER	XXXXXX	50	50	NONE	1	1309258
1309258-1	DUP	XXXXXX	WATER	XXXXXX	50	50	NONE	1	1309258
1309158-1	SMP	752831 Szwaja	WATER	9/11/2013	50	50	NONE	1	1309158
1309217-2	SMP	XXXXXX	WATER	XXXXXX	50	50	NONE	1	1309217
1309258-1	SMP	XXXXXX	WATER	XXXXXX	50	50	NONE	1	1309258

QC Types

CAR	Carrier reference sample	DUP	Laboratory Duplicate
LCS	Laboratory Control Sample	LCSD	Laboratory Control Sample Duplicat
MB	Method Blank	MS	Laboratory Matrix Spike
MSD	Laboratory Matrix Spike Duplicate	REP	Sample replicate
RVS	Reporting Level Verification Standar	SMP	Field Sample
SYS	Sample Yield Spike		

Metals by 200.7

Method EPA200.7

Calibration Verifications

Lab Name: ALS Environmental -- FC

Work Order Number: 1309158

Client Name: Colorado Oil & Gas Conservation Commission

ClientProject ID: TBAL

Lab ID: ICV
QC Type: Initial Calibration

File Name: 130925A.

Run ID: IT130925-2A4
 Date Analyzed: 09/25/2013
 Time Analyzed: 11:54
 Result Units: MG/L

CASNO	Target Analyte	Spike Added	Result	Reporting Limit	Result Qualifier	% Rec.	Control Limits
7440-41-7	BERYLLIUM	0.25	0.242	0.002		97	95 - 105%
7440-42-8	BORON	0.5	0.500	0.1		100	95 - 105%
7440-70-2	CALCIUM	25	24.5	1		98	95 - 105%
7440-47-3	CHROMIUM	0.5	0.487	0.01		97	95 - 105%
7439-89-6	IRON	10	10.0	0.1		100	95 - 105%
7439-93-2	LITHIUM	0.25	0.239	0.01		96	95 - 105%
7439-95-4	MAGNESIUM	25	24.5	1		98	95 - 105%
7440-02-0	NICKEL	0.5	0.501	0.02		100	95 - 105%
7723-14-0	PHOSPHORUS	2.5	2.48	0.2		99	95 - 105%
7440-09-7	POTASSIUM	25	24.8	1		99	95 - 105%
7440-21-3	SILICON	2.5	2.42	0.05		97	95 - 105%
7440-23-5	SODIUM	25	24.2	1		97	95 - 105%
7704-34-9	SULFUR	2.5	2.52	0.2		101	95 - 105%
7440-62-2	VANADIUM	0.25	0.248	0.01		99	95 - 105%

Data Package ID: *it1309158-1*

Metals by 200.7

Method EPA200.7

Calibration Verifications

Lab Name: ALS Environmental -- FC

Work Order Number: 1309158

Client Name: Colorado Oil & Gas Conservation Commission

ClientProject ID: TBAL

Lab ID: CCV1

QC Type: Continuing Calibration

File Name: 130925A.

Run ID: IT130925-2A4

Date Analyzed: 09/25/2013

Time Analyzed: 12:04

Result Units: MG/L

CASNO	Target Analyte	Spike Added	Result	Reporting Limit	Result Qualifier	% Rec.	Control Limits
7440-41-7	BERYLLIUM	0.5	0.480	0.002		96	90 - 110%
7440-42-8	BORON	1	1.01	0.1		101	90 - 110%
7440-70-2	CALCIUM	50	49.7	1		99	90 - 110%
7440-47-3	CHROMIUM	1	0.968	0.01		97	90 - 110%
7439-89-6	IRON	20	20.2	0.1		101	90 - 110%
7439-93-2	LITHIUM	0.5	0.522	0.01		104	90 - 110%
7439-95-4	MAGNESIUM	50	48.9	1		98	90 - 110%
7440-02-0	NICKEL	1	0.994	0.02		99	90 - 110%
7723-14-0	PHOSPHORUS	5	4.88	0.2		98	90 - 110%
7440-09-7	POTASSIUM	50	51.3	1		103	90 - 110%
7440-21-3	SILICON	5	4.75	0.05		95	90 - 110%
7440-23-5	SODIUM	50	51.2	1		102	90 - 110%
7704-34-9	SULFUR	5	5.00	0.2		100	90 - 110%
7440-62-2	VANADIUM	0.5	0.492	0.01		98	90 - 110%

Data Package ID: *it1309158-1*

Metals by 200.7

Method EPA200.7

Calibration Verifications

Lab Name: ALS Environmental -- FC

Work Order Number: 1309158

Client Name: Colorado Oil & Gas Conservation Commission

ClientProject ID: TBAL

Lab ID: CCV2
QC Type: Continuing Calibration

File Name: 130925A.

Run ID: IT130925-2A4
 Date Analyzed: 09/25/2013
 Time Analyzed: 12:43
 Result Units: MG/L

CASNO	Target Analyte	Spike Added	Result	Reporting Limit	Result Qualifier	% Rec.	Control Limits
7440-41-7	BERYLLIUM	0.5	0.469	0.002		94	90 - 110%
7440-42-8	BORON	1	0.992	0.1		99	90 - 110%
7440-70-2	CALCIUM	50	48.6	1		97	90 - 110%
7440-47-3	CHROMIUM	1	0.947	0.01		95	90 - 110%
7439-89-6	IRON	20	19.8	0.1		99	90 - 110%
7439-93-2	LITHIUM	0.5	0.521	0.01		104	90 - 110%
7439-95-4	MAGNESIUM	50	48.1	1		96	90 - 110%
7440-02-0	NICKEL	1	0.993	0.02		99	90 - 110%
7723-14-0	PHOSPHORUS	5	4.74	0.2		95	90 - 110%
7440-09-7	POTASSIUM	50	51.0	1		102	90 - 110%
7440-21-3	SILICON	5	4.65	0.05		93	90 - 110%
7440-23-5	SODIUM	50	51.0	1		102	90 - 110%
7704-34-9	SULFUR	5	4.93	0.2		99	90 - 110%
7440-62-2	VANADIUM	0.5	0.484	0.01		97	90 - 110%

Data Package ID: *it1309158-1*

Metals by 200.7

Method EPA200.7

Calibration Verifications

Lab Name: ALS Environmental -- FC

Work Order Number: 1309158

Client Name: Colorado Oil & Gas Conservation Commission

ClientProject ID: TBAL

Lab ID: CCV3
QC Type: Continuing Calibration

File Name: 130925A.

Run ID: IT130925-2A4
 Date Analyzed: 09/25/2013
 Time Analyzed: 13:12
 Result Units: MG/L

CASNO	Target Analyte	Spike Added	Result	Reporting Limit	Result Qualifier	% Rec.	Control Limits
7440-41-7	BERYLLIUM	0.5	0.485	0.002		97	90 - 110%
7440-42-8	BORON	1	0.997	0.1		100	90 - 110%
7440-70-2	CALCIUM	50	48.8	1		98	90 - 110%
7440-47-3	CHROMIUM	1	0.988	0.01		99	90 - 110%
7439-89-6	IRON	20	19.7	0.1		99	90 - 110%
7439-93-2	LITHIUM	0.5	0.504	0.01		101	90 - 110%
7439-95-4	MAGNESIUM	50	48.1	1		96	90 - 110%
7440-02-0	NICKEL	1	1.00	0.02		100	90 - 110%
7723-14-0	PHOSPHORUS	5	4.85	0.2		97	90 - 110%
7440-09-7	POTASSIUM	50	50.8	1		102	90 - 110%
7440-21-3	SILICON	5	4.62	0.05		92	90 - 110%
7440-23-5	SODIUM	50	50.8	1		102	90 - 110%
7704-34-9	SULFUR	5	4.91	0.2		98	90 - 110%
7440-62-2	VANADIUM	0.5	0.483	0.01		97	90 - 110%

Data Package ID: *it1309158-1*

Metals by 200.7

Method EPA200.7

Calibration Verifications

Lab Name: ALS Environmental -- FC

Work Order Number: 1309158

Client Name: Colorado Oil & Gas Conservation Commission

ClientProject ID: TBAL

Lab ID: CCV4

QC Type: Continuing Calibration

File Name: 130925A.

Run ID: IT130925-2A4

Date Analyzed: 09/25/2013

Time Analyzed: 13:33

Result Units: MG/L

CASNO	Target Analyte	Spike Added	Result	Reporting Limit	Result Qualifier	% Rec.	Control Limits
7440-41-7	BERYLLIUM	0.5	0.483	0.002		97	90 - 110%
7440-42-8	BORON	1	0.997	0.1		100	90 - 110%
7440-70-2	CALCIUM	50	48.8	1		98	90 - 110%
7440-47-3	CHROMIUM	1	0.986	0.01		99	90 - 110%
7439-89-6	IRON	20	19.7	0.1		98	90 - 110%
7439-93-2	LITHIUM	0.5	0.503	0.01		101	90 - 110%
7439-95-4	MAGNESIUM	50	48.0	1		96	90 - 110%
7440-02-0	NICKEL	1	1.01	0.02		101	90 - 110%
7723-14-0	PHOSPHORUS	5	4.86	0.2		97	90 - 110%
7440-09-7	POTASSIUM	50	50.8	1		102	90 - 110%
7440-21-3	SILICON	5	4.67	0.05		93	90 - 110%
7440-23-5	SODIUM	50	51.0	1		102	90 - 110%
7704-34-9	SULFUR	5	4.88	0.2		98	90 - 110%
7440-62-2	VANADIUM	0.5	0.482	0.01		96	90 - 110%

Data Package ID: *it1309158-1*

Metals by 200.7

Method EPA200.7 Calibration Verifications

Lab Name: ALS Environmental -- FC

Work Order Number: 1309158

Client Name: Colorado Oil & Gas Conservation Commission

ClientProject ID: TBAL

Lab ID: CCV5

QC Type: Continuing Calibration

File Name: 130925A.

Run ID: IT130925-2A4

Date Analyzed: 09/25/2013

Time Analyzed: 14:00

Result Units: MG/L

CASNO	Target Analyte	Spike Added	Result	Reporting Limit	Result Qualifier	% Rec.	Control Limits
7440-41-7	BERYLLIUM	0.5	0.486	0.002		97	90 - 110%
7440-42-8	BORON	1	1.01	0.1		101	90 - 110%
7440-70-2	CALCIUM	50	49.4	1		99	90 - 110%
7440-47-3	CHROMIUM	1	0.993	0.01		99	90 - 110%
7439-89-6	IRON	20	19.8	0.1		99	90 - 110%
7439-93-2	LITHIUM	0.5	0.505	0.01		101	90 - 110%
7439-95-4	MAGNESIUM	50	48.3	1		97	90 - 110%
7440-02-0	NICKEL	1	1.02	0.02		102	90 - 110%
7723-14-0	PHOSPHORUS	5	4.85	0.2		97	90 - 110%
7440-09-7	POTASSIUM	50	50.9	1		102	90 - 110%
7440-21-3	SILICON	5	4.69	0.05		94	90 - 110%
7440-23-5	SODIUM	50	48.9	1		98	90 - 110%
7704-34-9	SULFUR	5	5.01	0.2		100	90 - 110%
7440-62-2	VANADIUM	0.5	0.487	0.01		97	90 - 110%

Data Package ID: *it1309158-1*

Date Printed: Thursday, September 26, 2013

ALS Environmental -- FC

Page 6 of 10

LIMS Version: 6.670

Metals by 200.7

Method EPA200.7 Calibration Verifications

Lab Name: ALS Environmental -- FC

Work Order Number: 1309158

Client Name: Colorado Oil & Gas Conservation Commission

ClientProject ID: TBAL

Lab ID: CCV6

QC Type: Continuing Calibration

File Name: 130925A.

Run ID: IT130925-2A4

Date Analyzed: 09/25/2013

Time Analyzed: 14:19

Result Units: MG/L

CASNO	Target Analyte	Spike Added	Result	Reporting Limit	Result Qualifier	% Rec.	Control Limits
7440-41-7	BERYLLIUM	0.5	0.481	0.002		96	90 - 110%
7440-42-8	BORON	1	1.01	0.1		101	90 - 110%
7440-70-2	CALCIUM	50	48.8	1		98	90 - 110%
7440-47-3	CHROMIUM	1	0.982	0.01		98	90 - 110%
7439-89-6	IRON	20	19.6	0.1		98	90 - 110%
7439-93-2	LITHIUM	0.5	0.508	0.01		102	90 - 110%
7439-95-4	MAGNESIUM	50	48.2	1		96	90 - 110%
7440-02-0	NICKEL	1	1.02	0.02		102	90 - 110%
7723-14-0	PHOSPHORUS	5	4.78	0.2		96	90 - 110%
7440-09-7	POTASSIUM	50	51.1	1		102	90 - 110%
7440-21-3	SILICON	5	4.67	0.05		93	90 - 110%
7440-23-5	SODIUM	50	50.4	1		101	90 - 110%
7704-34-9	SULFUR	5	5.00	0.2		100	90 - 110%
7440-62-2	VANADIUM	0.5	0.483	0.01		97	90 - 110%

Data Package ID: *it1309158-1*

Metals by 200.7

Method EPA200.7 Calibration Verifications

Lab Name: ALS Environmental -- FC

Work Order Number: 1309158

Client Name: Colorado Oil & Gas Conservation Commission

ClientProject ID: TBAL

Lab ID: CCV7

QC Type: Continuing Calibration

File Name: 130925A.

Run ID: IT130925-2A4

Date Analyzed: 09/25/2013

Time Analyzed: 14:41

Result Units: MG/L

CASNO	Target Analyte	Spike Added	Result	Reporting Limit	Result Qualifier	% Rec.	Control Limits
7440-41-7	BERYLLIUM	0.5	0.478	0.002		96	90 - 110%
7440-42-8	BORON	1	0.999	0.1		100	90 - 110%
7440-70-2	CALCIUM	50	48.7	1		97	90 - 110%
7440-47-3	CHROMIUM	1	0.980	0.01		98	90 - 110%
7439-89-6	IRON	20	19.5	0.1		98	90 - 110%
7439-93-2	LITHIUM	0.5	0.507	0.01		101	90 - 110%
7439-95-4	MAGNESIUM	50	48.0	1		96	90 - 110%
7440-02-0	NICKEL	1	1.03	0.02		103	90 - 110%
7723-14-0	PHOSPHORUS	5	4.72	0.2		94	90 - 110%
7440-09-7	POTASSIUM	50	51.0	1		102	90 - 110%
7440-21-3	SILICON	5	4.65	0.05		93	90 - 110%
7440-23-5	SODIUM	50	51.1	1		102	90 - 110%
7704-34-9	SULFUR	5	4.92	0.2		98	90 - 110%
7440-62-2	VANADIUM	0.5	0.481	0.01		96	90 - 110%

Data Package ID: *it1309158-1*

Metals by 200.7

Method EPA200.7

Calibration Verifications

Lab Name: ALS Environmental -- FC

Work Order Number: 1309158

Client Name: Colorado Oil & Gas Conservation Commission

ClientProject ID: TBAL

Lab ID: CCV8
QC Type: Continuing Calibration

File Name: 130925A.

Run ID: IT130925-2A4
 Date Analyzed: 09/25/2013
 Time Analyzed: 15:00
 Result Units: MG/L

CASNO	Target Analyte	Spike Added	Result	Reporting Limit	Result Qualifier	% Rec.	Control Limits
7440-41-7	BERYLLIUM	0.5	0.470	0.002		94	90 - 110%
7440-42-8	BORON	1	0.997	0.1		100	90 - 110%
7440-70-2	CALCIUM	50	47.8	1		96	90 - 110%
7440-47-3	CHROMIUM	1	0.961	0.01		96	90 - 110%
7439-89-6	IRON	20	19.2	0.1		96	90 - 110%
7439-93-2	LITHIUM	0.5	0.509	0.01		102	90 - 110%
7439-95-4	MAGNESIUM	50	47.5	1		95	90 - 110%
7440-02-0	NICKEL	1	1.02	0.02		102	90 - 110%
7723-14-0	PHOSPHORUS	5	4.74	0.2		95	90 - 110%
7440-09-7	POTASSIUM	50	51.0	1		102	90 - 110%
7440-21-3	SILICON	5	4.58	0.05		92	90 - 110%
7440-23-5	SODIUM	50	51.2	1		102	90 - 110%
7704-34-9	SULFUR	5	4.85	0.2		97	90 - 110%
7440-62-2	VANADIUM	0.5	0.474	0.01		95	90 - 110%

Data Package ID: *it1309158-1*

Metals by 200.7

Method EPA200.7 Calibration Verifications

Lab Name: ALS Environmental -- FC

Work Order Number: 1309158

Client Name: Colorado Oil & Gas Conservation Commission

ClientProject ID: TBAL

Lab ID: CCV9

QC Type: Continuing Calibration

File Name: 130925A.

Run ID: IT130925-2A4

Date Analyzed: 09/25/2013

Time Analyzed: 15:08

Result Units: MG/L

CASNO	Target Analyte	Spike Added	Result	Reporting Limit	Result Qualifier	% Rec.	Control Limits
7440-41-7	BERYLLIUM	0.5	0.474	0.002		95	90 - 110%
7440-42-8	BORON	1	1.00	0.1		100	90 - 110%
7440-70-2	CALCIUM	50	48.7	1		97	90 - 110%
7440-47-3	CHROMIUM	1	0.974	0.01		97	90 - 110%
7439-89-6	IRON	20	19.4	0.1		97	90 - 110%
7439-93-2	LITHIUM	0.5	0.505	0.01		101	90 - 110%
7439-95-4	MAGNESIUM	50	47.8	1		96	90 - 110%
7440-02-0	NICKEL	1	1.03	0.02		103	90 - 110%
7723-14-0	PHOSPHORUS	5	4.72	0.2		94	90 - 110%
7440-09-7	POTASSIUM	50	50.8	1		102	90 - 110%
7440-21-3	SILICON	5	4.61	0.05		92	90 - 110%
7440-23-5	SODIUM	50	51.4	1		103	90 - 110%
7704-34-9	SULFUR	5	4.88	0.2		98	90 - 110%
7440-62-2	VANADIUM	0.5	0.479	0.01		96	90 - 110%

Data Package ID: *it1309158-1*

Metals by 200.7

Method EPA200.7 Calibration Blanks

Lab Name: ALS Environmental -- FC

Work Order Number: 1309158

Client Name: Colorado Oil & Gas Conservation Commission

ClientProject ID: TBAL

Lab ID: ICB

QC Type: Initial Calibration

Run ID: IT130925-2A4

Date Analyzed: 09/25/2013

Time Analyzed: 11:58:00 AM

Result Units: MG/L

CASNO	Target Analyte	Result	Reporting Limit	Result Qualifier
7440-41-7	BERYLLIUM	0.000176	0.002	U
7440-42-8	BORON	-0.00716	0.1	B
7440-70-2	CALCIUM	0.128	1	B
7440-47-3	CHROMIUM	0.00121	0.01	B
7439-89-6	IRON	0.00494	0.1	U
7439-93-2	LITHIUM	-0.00223	0.01	B
7439-95-4	MAGNESIUM	0.0368	1	B
7440-02-0	NICKEL	0.000932	0.02	U
7723-14-0	PHOSPHORUS	0.00581	0.2	U
7440-09-7	POTASSIUM	0.109	1	U
7440-21-3	SILICON	-0.0135	0.05	B
7440-23-5	SODIUM	0.0858	1	B
7704-34-9	SULFUR	-0.0129	0.2	B
7440-62-2	VANADIUM	0.000532	0.01	U

Data Package ID: *it1309158-1*

Date Printed: Thursday, September 26, 2013

ALS Environmental -- FC

Page 1 of 10

LIMS Version: 6.670

Metals by 200.7

Method EPA200.7 Calibration Blanks

Lab Name: ALS Environmental -- FC

Work Order Number: 1309158

Client Name: Colorado Oil & Gas Conservation Commission

ClientProject ID: TBAL

Lab ID: CCB1

QC Type: Continuing Calibration

Run ID: IT130925-2A4

Date Analyzed: 09/25/2013

Time Analyzed: 12:06:00 PM

Result Units: MG/L

CASNO	Target Analyte	Result	Reporting Limit	Result Qualifier
7440-41-7	BERYLLIUM	0.000176	0.002	U
7440-42-8	BORON	-0.00496	0.1	B
7440-70-2	CALCIUM	0.155	1	B
7440-47-3	CHROMIUM	0.00129	0.01	B
7439-89-6	IRON	0.0178	0.1	B
7439-93-2	LITHIUM	-0.00219	0.01	B
7439-95-4	MAGNESIUM	0.0592	1	B
7440-02-0	NICKEL	0.000932	0.02	U
7723-14-0	PHOSPHORUS	0.00581	0.2	U
7440-09-7	POTASSIUM	0.109	1	U
7440-21-3	SILICON	-0.0128	0.05	B
7440-23-5	SODIUM	0.0971	1	B
7704-34-9	SULFUR	0.00902	0.2	U
7440-62-2	VANADIUM	0.000532	0.01	U

Data Package ID: *it1309158-1*

Date Printed: Thursday, September 26, 2013

ALS Environmental -- FC

Page 2 of 10

LIMS Version: 6.670

Metals by 200.7

Method EPA200.7 Calibration Blanks

Lab Name: ALS Environmental -- FC

Work Order Number: 1309158

Client Name: Colorado Oil & Gas Conservation Commission

ClientProject ID: TBAL

Lab ID: CCB2

QC Type: Continuing Calibration

Run ID: IT130925-2A4

Date Analyzed: 09/25/2013

Time Analyzed: 12:53:00 PM

Result Units: MG/L

CASNO	Target Analyte	Result	Reporting Limit	Result Qualifier
7440-41-7	BERYLLIUM	0.000176	0.002	U
7440-42-8	BORON	-0.0093	0.1	B
7440-70-2	CALCIUM	0.101	1	B
7440-47-3	CHROMIUM	0.00074	0.01	B
7439-89-6	IRON	-0.00886	0.1	B
7439-93-2	LITHIUM	-0.0026	0.01	B
7439-95-4	MAGNESIUM	0.0147	1	B
7440-02-0	NICKEL	0.000932	0.02	U
7723-14-0	PHOSPHORUS	0.00581	0.2	U
7440-09-7	POTASSIUM	0.109	1	U
7440-21-3	SILICON	-0.0184	0.05	B
7440-23-5	SODIUM	0.0394	1	B
7704-34-9	SULFUR	0.00902	0.2	U
7440-62-2	VANADIUM	0.000532	0.01	U

Data Package ID: *it1309158-1*

Date Printed: Thursday, September 26, 2013

ALS Environmental -- FC

Page 3 of 10

LIMS Version: 6.670

Metals by 200.7

Method EPA200.7 Calibration Blanks

Lab Name: ALS Environmental -- FC

Work Order Number: 1309158

Client Name: Colorado Oil & Gas Conservation Commission

ClientProject ID: TBAL

Lab ID: CCB3

QC Type: Continuing Calibration

Run ID: IT130925-2A4

Date Analyzed: 09/25/2013

Time Analyzed: 1:14:00 PM

Result Units: MG/L

CASNO	Target Analyte	Result	Reporting Limit	Result Qualifier
7440-41-7	BERYLLIUM	0.000176	0.002	U
7440-42-8	BORON	-0.00699	0.1	B
7440-70-2	CALCIUM	0.109	1	B
7440-47-3	CHROMIUM	0.000537	0.01	B
7439-89-6	IRON	-0.00525	0.1	B
7439-93-2	LITHIUM	-0.00246	0.01	B
7439-95-4	MAGNESIUM	0.0196	1	B
7440-02-0	NICKEL	0.000932	0.02	U
7723-14-0	PHOSPHORUS	0.00581	0.2	U
7440-09-7	POTASSIUM	0.109	1	U
7440-21-3	SILICON	-0.0172	0.05	B
7440-23-5	SODIUM	0.0549	1	B
7704-34-9	SULFUR	0.00902	0.2	U
7440-62-2	VANADIUM	0.000532	0.01	U

Data Package ID: *it1309158-1*

Date Printed: Thursday, September 26, 2013

ALS Environmental -- FC

Page 4 of 10

LIMS Version: 6.670

Metals by 200.7

Method EPA200.7 Calibration Blanks

Lab Name: ALS Environmental -- FC

Work Order Number: 1309158

Client Name: Colorado Oil & Gas Conservation Commission

ClientProject ID: TBAL

Lab ID: CCB4

QC Type: Continuing Calibration

Run ID: IT130925-2A4

Date Analyzed: 09/25/2013

Time Analyzed: 1:39:00 PM

Result Units: MG/L

CASNO	Target Analyte	Result	Reporting Limit	Result Qualifier
7440-41-7	BERYLLIUM	0.000176	0.002	U
7440-42-8	BORON	-0.00699	0.1	B
7440-70-2	CALCIUM	0.11	1	B
7440-47-3	CHROMIUM	0.00051	0.01	U
7439-89-6	IRON	-0.00986	0.1	B
7439-93-2	LITHIUM	-0.00248	0.01	B
7439-95-4	MAGNESIUM	0.0193	1	B
7440-02-0	NICKEL	-0.00131	0.02	B
7723-14-0	PHOSPHORUS	-0.00607	0.2	B
7440-09-7	POTASSIUM	0.109	1	U
7440-21-3	SILICON	-0.0173	0.05	B
7440-23-5	SODIUM	0.0483	1	B
7704-34-9	SULFUR	-0.0234	0.2	B
7440-62-2	VANADIUM	0.000532	0.01	U

Data Package ID: *it1309158-1*

Date Printed: Thursday, September 26, 2013

ALS Environmental -- FC

Page 5 of 10

LIMS Version: 6.670

Metals by 200.7

Method EPA200.7 Calibration Blanks

Lab Name: ALS Environmental -- FC

Work Order Number: 1309158

Client Name: Colorado Oil & Gas Conservation Commission

ClientProject ID: TBAL

Lab ID: CCB5

Run ID: IT130925-2A4

QC Type: Continuing Calibration

Date Analyzed: 09/25/2013

Time Analyzed: 2:01:00 PM

Result Units: MG/L

CASNO	Target Analyte	Result	Reporting Limit	Result Qualifier
7440-41-7	BERYLLIUM	0.000223	0.002	B
7440-42-8	BORON	-0.00513	0.1	B
7440-70-2	CALCIUM	0.145	1	B
7440-47-3	CHROMIUM	0.00051	0.01	U
7439-89-6	IRON	0.00494	0.1	U
7439-93-2	LITHIUM	-0.00219	0.01	B
7439-95-4	MAGNESIUM	0.0368	1	B
7440-02-0	NICKEL	-0.00107	0.02	B
7723-14-0	PHOSPHORUS	0.00581	0.2	U
7440-09-7	POTASSIUM	0.109	1	U
7440-21-3	SILICON	-0.0174	0.05	B
7440-23-5	SODIUM	0.126	1	B
7704-34-9	SULFUR	0.0188	0.2	B
7440-62-2	VANADIUM	0.000532	0.01	U

Data Package ID: *it1309158-1*

Date Printed: Thursday, September 26, 2013

ALS Environmental -- FC

Page 6 of 10

LIMS Version: 6.670

Metals by 200.7

Method EPA200.7 Calibration Blanks

Lab Name: ALS Environmental -- FC

Work Order Number: 1309158

Client Name: Colorado Oil & Gas Conservation Commission

ClientProject ID: TBAL

Lab ID: CCB6

QC Type: Continuing Calibration

Run ID: IT130925-2A4

Date Analyzed: 09/25/2013

Time Analyzed: 2:24:00 PM

Result Units: MG/L

CASNO	Target Analyte	Result	Reporting Limit	Result Qualifier
7440-41-7	BERYLLIUM	0.000281	0.002	B
7440-42-8	BORON	-0.00643	0.1	B
7440-70-2	CALCIUM	0.137	1	B
7440-47-3	CHROMIUM	0.00051	0.01	U
7439-89-6	IRON	-0.00502	0.1	B
7439-93-2	LITHIUM	-0.00233	0.01	B
7439-95-4	MAGNESIUM	0.0311	1	B
7440-02-0	NICKEL	-0.00118	0.02	B
7723-14-0	PHOSPHORUS	-0.00921	0.2	B
7440-09-7	POTASSIUM	0.109	1	U
7440-21-3	SILICON	-0.0196	0.05	B
7440-23-5	SODIUM	0.104	1	B
7704-34-9	SULFUR	0.0118	0.2	B
7440-62-2	VANADIUM	0.000532	0.01	U

Data Package ID: *it1309158-1*

Date Printed: Thursday, September 26, 2013

ALS Environmental -- FC

Page 7 of 10

LIMS Version: 6.670

Metals by 200.7

Method EPA200.7 Calibration Blanks

Lab Name: ALS Environmental -- FC

Work Order Number: 1309158

Client Name: Colorado Oil & Gas Conservation Commission

ClientProject ID: TBAL

Lab ID: CCB7

QC Type: Continuing Calibration

Run ID: IT130925-2A4

Date Analyzed: 09/25/2013

Time Analyzed: 2:43:00 PM

Result Units: MG/L

CASNO	Target Analyte	Result	Reporting Limit	Result Qualifier
7440-41-7	BERYLLIUM	0.000443	0.002	B
7440-42-8	BORON	-0.0071	0.1	B
7440-70-2	CALCIUM	0.128	1	B
7440-47-3	CHROMIUM	0.000674	0.01	B
7439-89-6	IRON	0.00494	0.1	U
7439-93-2	LITHIUM	-0.00237	0.01	B
7439-95-4	MAGNESIUM	0.0319	1	B
7440-02-0	NICKEL	-0.00186	0.02	B
7723-14-0	PHOSPHORUS	0.00581	0.2	U
7440-09-7	POTASSIUM	0.109	1	U
7440-21-3	SILICON	-0.0169	0.05	B
7440-23-5	SODIUM	0.0848	1	B
7704-34-9	SULFUR	0.00902	0.2	U
7440-62-2	VANADIUM	0.000532	0.01	U

Data Package ID: *it1309158-1*

Date Printed: Thursday, September 26, 2013

ALS Environmental -- FC

Page 8 of 10

LIMS Version: 6.670

Metals by 200.7

Method EPA200.7 Calibration Blanks

Lab Name: ALS Environmental -- FC

Work Order Number: 1309158

Client Name: Colorado Oil & Gas Conservation Commission

ClientProject ID: TBAL

Lab ID: CCB8

QC Type: Continuing Calibration

Run ID: IT130925-2A4

Date Analyzed: 09/25/2013

Time Analyzed: 3:02:00 PM

Result Units: MG/L

CASNO	Target Analyte	Result	Reporting Limit	Result Qualifier
7440-41-7	BERYLLIUM	0.000713	0.002	B
7440-42-8	BORON	-0.00721	0.1	B
7440-70-2	CALCIUM	0.13	1	B
7440-47-3	CHROMIUM	0.00051	0.01	U
7439-89-6	IRON	0.00494	0.1	U
7439-93-2	LITHIUM	-0.00247	0.01	B
7439-95-4	MAGNESIUM	0.0319	1	B
7440-02-0	NICKEL	-0.00173	0.02	B
7723-14-0	PHOSPHORUS	0.00581	0.2	U
7440-09-7	POTASSIUM	0.109	1	U
7440-21-3	SILICON	-0.0187	0.05	B
7440-23-5	SODIUM	0.0821	1	B
7704-34-9	SULFUR	0.00902	0.2	U
7440-62-2	VANADIUM	0.000532	0.01	U

Data Package ID: *it1309158-1*

Date Printed: Thursday, September 26, 2013

ALS Environmental -- FC

Page 9 of 10

LIMS Version: 6.670

Metals by 200.7

Method EPA200.7 Calibration Blanks

Lab Name: ALS Environmental -- FC

Work Order Number: 1309158

Client Name: Colorado Oil & Gas Conservation Commission

ClientProject ID: TBAL

Lab ID: CCB9

Run ID: IT130925-2A4

QC Type: Continuing Calibration

Date Analyzed: 09/25/2013

Time Analyzed: 3:10:00 PM

Result Units: MG/L

CASNO	Target Analyte	Result	Reporting Limit	Result Qualifier
7440-41-7	BERYLLIUM	0.000598	0.002	B
7440-42-8	BORON	-0.00727	0.1	B
7440-70-2	CALCIUM	0.142	1	B
7440-47-3	CHROMIUM	0.00051	0.01	U
7439-89-6	IRON	0.00494	0.1	U
7439-93-2	LITHIUM	-0.00247	0.01	B
7439-95-4	MAGNESIUM	0.0451	1	B
7440-02-0	NICKEL	-0.00204	0.02	B
7723-14-0	PHOSPHORUS	0.00581	0.2	U
7440-09-7	POTASSIUM	0.109	1	U
7440-21-3	SILICON	-0.0225	0.05	B
7440-23-5	SODIUM	0.0795	1	B
7704-34-9	SULFUR	-0.0129	0.2	B
7440-62-2	VANADIUM	0.000532	0.01	U

Data Package ID: *it1309158-1*

Date Printed: Thursday, September 26, 2013

ALS Environmental -- FC

Page 10 of 10

LIMS Version: 6.670

Metals by 200.7

Method EPA200.7

ICP Interference Check Sample

Lab Name: ALS Environmental -- FC

Work Order Number: 1309158

Client Name: Colorado Oil & Gas Conservation Commission

ClientProject ID: TBAL

Run ID: IT130925-2A4

Date Analyzed: 09/25/2013

Result Units: MG/L

CASNO	Target Analyte	Spike Added		Results		% Rec.
		ICSA1	ICSAB1	ICSA1	ICSAB1	
7440-41-7	BERYLLIUM		0.5		0.44900	90
7440-42-8	BORON		1		0.946	95
7440-70-2	CALCIUM	250	250	264	255	102
7440-47-3	CHROMIUM		0.5		0.461	92
7439-89-6	IRON	100	100	112	108	108
7439-93-2	LITHIUM		1		1.10000	110
7439-95-4	MAGNESIUM	250	250	265	257	103
7440-02-0	NICKEL		1		0.91600	92
7723-14-0	PHOSPHORUS		1		0.992	99
7440-09-7	POTASSIUM					
7440-21-3	SILICON		1		0.87900	88
7440-23-5	SODIUM					
7704-34-9	SULFUR		1		0.988	99
7440-62-2	VANADIUM		0.5		0.46500	93

Data Package ID: *it1309158-1*

Metals by 200.7

Method EPA200.7

ICP Interference Check Sample

Lab Name: ALS Environmental -- FC

Work Order Number: 1309158

Client Name: Colorado Oil & Gas Conservation Commission

ClientProject ID: TBAL

Run ID: IT130925-2A4

Date Analyzed: 09/25/2013

Result Units: MG/L

CASNO	Target Analyte	Spike Added		Results		% Rec.
		ICSA2	ICSAB2	ICSA2	ICSAB2	
7440-41-7	BERYLLIUM		0.5		0.452	90
7440-42-8	BORON		1		0.965	97
7440-70-2	CALCIUM	250	250	259	254	102
7440-47-3	CHROMIUM		0.5		0.473	95
7439-89-6	IRON	100	100	107	105	105
7439-93-2	LITHIUM		1		1.07000	107
7439-95-4	MAGNESIUM	250	250	259	254	102
7440-02-0	NICKEL		1		0.974	97
7723-14-0	PHOSPHORUS		1		0.942	94
7440-09-7	POTASSIUM					
7440-21-3	SILICON		1		0.858	86
7440-23-5	SODIUM					
7704-34-9	SULFUR		1		0.946	95
7440-62-2	VANADIUM		0.5		0.463	93

Data Package ID: *it1309158-1*

Metals Linear Ranges

Lab Name: ALS Environmental -- FC

Work Order Number: 1309158

Client Name: Colorado Oil & Gas Conservation Commission

ClientProject ID: TBAL

Instrument ID: ICPTrace2

Active Date: 03/02/2010

Expiration Date: 05/31/2015

CASNO	Target Analyte	Concentration (ppm)
7429-90-5	ALUMINUM	500
7440-36-0	ANTIMONY	2
7440-38-2	ARSENIC	5
7440-39-3	BARIUM	10
7440-41-7	BERYLLIUM	1
7440-42-8	BORON	10
7440-43-9	CADMIUM	5
7440-70-2	CALCIUM	500
7440-47-3	CHROMIUM	10
7440-48-4	COBALT	5
7440-50-8	COPPER	10
7439-89-6	IRON	200
7439-92-1	LEAD	10
7439-93-2	LITHIUM	5
7439-95-4	MAGNESIUM	500
7439-96-5	MANGANESE	10
7439-98-7	MOLYBDENUM	10
7440-02-0	NICKEL	10
7723-14-0	PHOSPHORUS	50
7440-09-7	POTASSIUM	250
7782-49-2	SELENIUM	5
7440-21-3	SILICON	50
7440-22-4	SILVER	2
7440-23-5	SODIUM	150
7440-24-6	STRONTIUM	10
7704-34-9	SULFUR	50
7440-28-0	THALLIUM	5
7440-29-1	THORIUM	1
7440-61-1	URANIUM	50
7440-62-2	VANADIUM	5

Metals Linear Ranges

Lab Name: ALS Environmental -- FC

Work Order Number: 1309158

Client Name: Colorado Oil & Gas Conservation Commission

ClientProject ID: TBAL

Instrument ID: ICPTrace2

Active Date: 03/02/2010

Expiration Date: 05/31/2015

7440-66-6	ZINC	10
-----------	------	----

ICP Interelement Correction Factors

Lab Name: ALS Environmental -- FC

Work Order Number: 1309158

Client Name: Colorado Oil & Gas Conservation Commission

ClientProject ID: TBAL

Instrument ID: ICPT race2

Active Date: 5/16/2013

Expiration Date: 5/16/2014

Page 1

Analyte	Lamda (nm)	Al	Sb	As	Ba	Be	Cd	Ca	Cr	Co	Cu	Fe	Pb	Mg	Mn	Ni	Th
ALUMINIUM																	
ANTIMONY									0.0033								
BERYLLIUM																	
CADMIUM			0.0068507														
CHROMIUM																	
COBALT					-0.001400												
COPPER																	
LEAD		0.000134										0.000086					
SELENIUM												-0.000148					
SILICON																	
SILVER																	
THALLIUM												-0.000689			-0.00137		
URANIUM												0.000764					
VANADIUM									-0.0014			-0.000244					

ICP Interelement Correction Factors

Lab Name: ALS Environmental -- FC
 Work Order Number: 1309158
 Client Name: Colorado Oil & Gas Conservation Commission
 ClientProject ID: TBAL

Instrument ID: ICPTTrace2
 Active Date: 5/16/2013
 Expiration Date: 5/16/2014

Analyte	Lambda (nm)	K	Se	Ag	Na	Tl	V	Zn	Sn	Ti	Mo	Li	Sr	B	Si	U	Zr
ALUMINIUM							0.0125517				0.0033239					-0.0145	
ANTIMONY											-0.005606						
BERYLLIUM							0.00275									0.0001	
CADMIUM																	
CHROMIUM																	
COBALT										0.002105						0.0006733	
COPPER																	
LEAD										-0.000532						0.000281	
SELENIUM											-0.001621					0.0007168	
SILICON																-0.000588	
SILVER										0.0009037	-0.004063					0.000318	
THALLIUM							0.0026359									0.0006982	0.0038966
URANIUM																-0.000582	
VANADIUM																	

ICPTrace2 Run Log -- 9/25/2013

Instrument ID: ICPTTrace2
 File Name: 130925A.
 AnalRunID: IT130925-2A1
 CalibRefID: IT130925-2A1

Comment	Field ID	Lab ID	DF	Date Analyzed	Time Analyzed
		RINSE	1	9/25/2013	11:14
		RINSE	1	9/25/2013	11:16
		MIXAHIGH	1	9/25/2013	11:41
		MIXBHIGH	1	9/25/2013	11:43
		MIXCHIGH	1	9/25/2013	11:45
		ICV	1	9/25/2013	11:54
		ICB	1	9/25/2013	11:58
		CRI1	1	9/25/2013	11:59
		ICSA1	1	9/25/2013	12:01
		ICSAB1	1	9/25/2013	12:02
		CCV1	1	9/25/2013	12:04
		CCB1	1	9/25/2013	12:06
		IP130924-1MB	1	9/25/2013	12:07
		IP130924-1LCS	1	9/25/2013	12:23
		IP130924-1LCSD	1	9/25/2013	12:25
		1309204-1	1	9/25/2013	12:26
		1309204-2	1	9/25/2013	12:28
		1309204-3	1	9/25/2013	12:29
		1309293-1	1	9/25/2013	12:31
		1309293-2	1	9/25/2013	12:32
		1309293-3	1	9/25/2013	12:34
		ZZZZZ		9/25/2013	12:41
		CCV2	1	9/25/2013	12:43
		CCB2	1	9/25/2013	12:53
		EX130923-2MB	1	9/25/2013	12:55
- Na		EX130923-2LCS	1	9/25/2013	12:56
		1309247-3	1	9/25/2013	12:58
		1309247-3DUP	1	9/25/2013	12:59
		1309247-3SER	5	9/25/2013	13:01
- Na		1309247-3MS	1	9/25/2013	13:02
- Na		1309247-3MSD	1	9/25/2013	13:04
		1309247-4	1	9/25/2013	13:06
		F130923-1MB	1	9/25/2013	13:07
		F130923-1LCS	1	9/25/2013	13:10
		CCV3	1	9/25/2013	13:12

Data Package ID: IT1309158-1

ICPTrace2 Run Log -- 9/25/2013

Instrument ID: ICPTTrace2
 File Name: 130925A.
 AnalRunID: IT130925-2A1
 CalibRefID: IT130925-2A1

Comment	Field ID	Lab ID	DF	Date Analyzed	Time Analyzed
		CCB3	1	9/25/2013	13:14
		F130923-1LCSD	1	9/25/2013	13:16
	752831 Szwaja	1309158-1	1	9/25/2013	13:17
		1309217-2	1	9/25/2013	13:19
		1309218-2	1	9/25/2013	13:21
		1309218-2SER	5	9/25/2013	13:22
		1309218-2A	1	9/25/2013	13:24
		1309218-8	1	9/25/2013	13:25
- Al,Mo,Pb,Sb,Si		1309218-12	1	9/25/2013	13:27
		1309258-1	1	9/25/2013	13:28
		1309258-1DUP	1	9/25/2013	13:30
		CCV4	1	9/25/2013	13:33
		CCB4	1	9/25/2013	13:39
		1309258-1SER	5	9/25/2013	13:41
		1309258-1MS	1	9/25/2013	13:43
		1309258-1MSD	1	9/25/2013	13:44
- S		1309279-1	1	9/25/2013	13:47
		1309279-2	1	9/25/2013	13:48
		1309304-1	1	9/25/2013	13:50
		IP130924-4MB	1	9/25/2013	13:54
		IP130924-4LCS	1	9/25/2013	13:55
- Na,S,Sr		1309329-1	1	9/25/2013	13:57
- Na,S,Sr		1309329-1DUP	1	9/25/2013	13:58
		CCV5	1	9/25/2013	14:00
		CCB5	1	9/25/2013	14:01
- Na,S,Sr		1309329-1SER	5	9/25/2013	14:03
- Na,S,Sr		1309329-1MS	1	9/25/2013	14:04
- Na,S,Sr		1309329-1MSD	1	9/25/2013	14:06
- Na,S,Sr		1309329-2	1	9/25/2013	14:08
- Na,S,Sr		1309329-3	1	9/25/2013	14:09
- Na,S,Sr		1309329-4	1	9/25/2013	14:11
		1309329-5	1	9/25/2013	14:12
		1309329-6	1	9/25/2013	14:14
- S		1309313-9	1	9/25/2013	14:15
- S		1309313-10	1	9/25/2013	14:17

Data Package ID: IT1309158-1

ICPTrace2 Run Log -- 9/25/2013

Instrument ID: ICPTrace2
 File Name: 130925A.
 AnalRunID: IT130925-2A1
 CalibRefID: IT130925-2A1

Comment	Field ID	Lab ID	DF	Date Analyzed	Time Analyzed
		CCV6	1	9/25/2013	14:19
		CCB6	1	9/25/2013	14:24
- S		1309313-11	1	9/25/2013	14:26
- S		1309313-12	1	9/25/2013	14:27
		1309315-4	1	9/25/2013	14:29
		1309315-5	1	9/25/2013	14:30
		1309327-1	1	9/25/2013	14:32
		1309327-2	1	9/25/2013	14:33
- S		1309327-6	1	9/25/2013	14:35
- S		1309327-7	1	9/25/2013	14:36
		1309327-10	1	9/25/2013	14:38
		1309327-11	1	9/25/2013	14:39
		CCV7	1	9/25/2013	14:41
		CCB7	1	9/25/2013	14:43
- S		1309327-12	1	9/25/2013	14:44
- S		1309327-13	1	9/25/2013	14:46
Ag,Al,As,B,Ba,Be,Bi,Ca,Cd,Co,Cr,Cu,Fe,K,Li,Mg,Mn,Mo,Ni,P,Pb,Sb,Se,Si,Sn,Ti,Tl,U,V,Zn,Zr		1309329-1	50	9/25/2013	14:48
Ag,Al,As,B,Ba,Be,Bi,Ca,Cd,Co,Cr,Cu,Fe,K,Li,Mg,Mn,Mo,Ni,P,Pb,Sb,Se,Si,Sn,Ti,Tl,U,V,Zn,Zr		1309329-1DUP	50	9/25/2013	14:49
Ag,Al,As,B,Ba,Be,Bi,Ca,Cd,Co,Cr,Cu,Fe,K,Li,Mg,Mn,Mo,Ni,P,Pb,Sb,Se,Si,Sn,Ti,Tl,U,V,Zn,Zr		1309329-1SER	250	9/25/2013	14:51
Ag,Al,As,B,Ba,Be,Bi,Ca,Cd,Co,Cr,Cu,Fe,K,Li,Mg,Mn,Mo,Ni,P,Pb,Sb,Se,Si,Sn,Ti,Tl,U,V,Zn,Zr		1309329-1MS	50	9/25/2013	14:52
Ag,Al,As,B,Ba,Be,Bi,Ca,Cd,Co,Cr,Cu,Fe,K,Li,Mg,Mn,Mo,Ni,P,Pb,Sb,Se,Si,Sn,Ti,Tl,U,V,Zn,Zr		1309329-1MSD	50	9/25/2013	14:54
Ag,Al,As,B,Ba,Be,Bi,Ca,Cd,Co,Cr,Cu,Fe,K,Li,Mg,Mn,Mo,Ni,P,Pb,Sb,Se,Si,Sn,Ti,Tl,U,V,Zn,Zr		1309329-2	50	9/25/2013	14:55
Ag,Al,As,B,Ba,Be,Bi,Ca,Cd,Co,Cr,Cu,Fe,K,Li,Mg,Mn,Mo,Ni,P,Pb,Sb,Se,Si,Sn,Ti,Tl,U,V,Zn,Zr		1309329-3	50	9/25/2013	14:57
Ag,Al,As,B,Ba,Be,Bi,Ca,Cd,Co,Cr,Cu,Fe,K,Li,Mg,Mn,Mo,Ni,P,Pb,Sb,Se,Si,Sn,Ti,Tl,U,V,Zn,Zr		1309329-4	50	9/25/2013	14:59
		CCV8	1	9/25/2013	15:00
		CCB8	1	9/25/2013	15:02
		CRI2	1	9/25/2013	15:03
		ICSA2	1	9/25/2013	15:05
		ICSAB2	1	9/25/2013	15:07
		CCV9	1	9/25/2013	15:08
		CCB9	1	9/25/2013	15:10

Data Package ID: IT1309158-1

Metals by 200.8

Method EPA200.8 Revision 5.4

Method Blank

Lab Name: ALS Environmental -- FC

Work Order Number: 1309158

Client Name: Colorado Oil & Gas Conservation Commission

ClientProject ID: TBAL

Lab ID: IP130920-1MB

Sample Matrix: WATER

% Moisture: N/A

Date Collected: N/A

Date Extracted: 20-Sep-13

Date Analyzed: 21-Sep-13

Prep Batch: IP130920-1

QCBatchID: IP130920-1-6

Run ID: IM130921-10A4

Cleanup: NONE

Basis: N/A

File Name: 019SMPL_

Sample Aliquot: 50 ml

Final Volume: 50 ml

Result Units: MG/L

Clean DF: 1

CASNO	Target Analyte	DF	Result	RptLimit LOD/LOQ	MDL	Result Qualifier	EPA Qualifier
7429-90-5	ALUMINUM	10	0.015	0.05	0.015	U	
7440-36-0	ANTIMONY	10	0.0001	0.0003	0.0001	U	
7440-38-2	ARSENIC	10	0.0006	0.002	0.0006	U	
7440-39-3	BARIUM	10	0.0003	0.001	0.0003	U	
7440-43-9	CADMIUM	10	0.00012	0.0003	0.00012	U	
7440-45-1	CERIUM	10	0.00009	0.0003	0.00009	U	
7440-48-4	COBALT	10	0.0003	0.001	0.0003	U	
7440-50-8	COPPER	10	0.003	0.01	0.003	U	
7439-91-0	LANTHANUM	10	0.00009	0.0003	0.00009	U	
7439-92-1	LEAD	10	0.00015	0.0005	0.00015	U	
7439-96-5	MANGANESE	10	-0.00072	0.002	0.0006	B	
7439-98-7	MOLYBDENUM	10	0.0005	0.001	0.0005	U	
7440-00-8	NEODYMIUM	10	0.00009	0.0003	0.00009	U	
7440-10-0	PRASEODYMIUM	10	0.00009	0.0003	0.00009	U	
7782-49-2	SELENIUM	10	0.0005	0.001	0.0005	U	
7440-22-4	SILVER	10	0.00003	0.0001	0.00003	U	
7440-23-5	SODIUM	10	0.3	1	0.3	U	
7440-24-6	STRONTIUM	10	-0.00041	0.001	0.0003	B	
7440-28-0	THALLIUM	10	0.00006	0.0002	0.00006	U	
7440-29-1	THORIUM	10	0.00006	0.0002	0.00006	U	
7440-61-1	URANIUM	10	0.00003	0.0001	0.00003	U	
7440-65-5	YTTRIUM	10	0.00009	0.0003	0.00009	U	
7440-66-6	ZINC	10	0.006	0.02	0.006	U	

Data Package ID: im1309158-1

Date Printed: Thursday, September 26, 2013

ALS Environmental -- FC

Page 1 of 2

LIMS Version: 6.670

Metals by 200.8

Method EPA200.8 Revision 5.4

Laboratory Control Sample

Lab Name: ALS Environmental -- FC

Work Order Number: 1309158

Client Name: Colorado Oil & Gas Conservation Commission

ClientProject ID: TBAL

Lab ID: IM130920-1LCS

Sample Matrix: WATER
 % Moisture: N/A
 Date Collected: N/A
 Date Extracted: 09/20/2013
 Date Analyzed: 09/21/2013
 Prep Method: EPA200.22.8

Prep Batch: IP130920-1
 QCBatchID: IP130920-1-6
 Run ID: IM130921-10A4
 Cleanup: NONE
 Basis: N/A
 File Name: 015SMPL_

Sample Aliquot: 50 ml
 Final Volume: 50 ml
 Result Units: MG/L
 Clean DF: 1

CASNO	Target Analyte	Spike Added	LCS Result	Reporting Limit	Result Qualifier	LCS % Rec.	Control Limits
7429-90-5	ALUMINUM	5	4.88	0.05		98	85 - 115%
7440-36-0	ANTIMONY	0.03	0.032	0.0003		107	85 - 115%
7440-38-2	ARSENIC	0.1	0.0995	0.002		100	85 - 115%
7440-39-3	BARIUM	0.1	0.103	0.001		103	85 - 115%
7440-43-9	CADMIUM	0.03	0.0314	0.0003		105	85 - 115%
7440-45-1	CERIUM	0.03	0.0318	0.0003		106	85 - 115%
7440-48-4	COBALT	0.1	0.0994	0.001		99	85 - 115%
7440-50-8	COPPER	1	1.02	0.01		102	85 - 115%
7439-91-0	LANTHANUM	0.03	0.0294	0.0003		98	85 - 115%
7439-92-1	LEAD	0.05	0.0548	0.0005		110	85 - 115%
7439-96-5	MANGANESE	0.2	0.196	0.002		98	85 - 115%
7439-98-7	MOLYBDENUM	0.1	0.0956	0.001		96	85 - 115%
7440-00-8	NEODYMIUM	0.03	0.0297	0.0003		99	85 - 115%
7440-10-0	PRASEODYMIUM	0.03	0.0312	0.0003		104	85 - 115%
7782-49-2	SELENIUM	0.1	0.1	0.001		100	85 - 115%
7440-22-4	SILVER	0.01	0.0108	0.0001		108	85 - 115%
7440-23-5	SODIUM	10	10.3	1		103	85 - 115%
7440-24-6	STRONTIUM	0.1	0.1	0.001		100	85 - 115%
7440-28-0	THALLIUM	0.002	0.00219	0.0002		110	85 - 115%
7440-29-1	THORIUM	0.01	0.0102	0.0002		103	85 - 115%
7440-61-1	URANIUM	0.01	0.0104	0.0001		104	85 - 115%
7440-65-5	YTTRIUM	0.03	0.0305	0.0003		102	85 - 115%
7440-66-6	ZINC	2	1.97	0.02		98	85 - 115%

Data Package ID: *im1309158-1*

Prep Batch ID: IP130920-1

Start Date: 09/20/13

End Date: 09/20/13

Concentration Method: NONE

Batch Created By: naq

Start Time: 9:00

End Time: 18:00

Extract Method: EPA200.22.8

Date Created: 09/20/13

Prep Analyst: Nathan A. Quatier

Initial Volume Units: ml

Time Created: 11:53

Comments:

Final Volume Units: ml

Validated By: bas

Date Validated: 09/20/13

Time Validated: 13:06

QC Batch ID: IP130920-1-6

Lab ID	QC Type	Field ID	Matrix	Date Collected	Initial Wt/Vol	Final Wt/Vol	Cleanup Method	Cleanup DF	Order Number
IP130920-1	MB	XXXXXX	WATER	XXXXXX	50	50	NONE	1	1309198
IM130920-1	LCS	XXXXXX	WATER	XXXXXX	50	50	NONE	1	1309198
1309198-1	MS	XXXXXX	WATER	XXXXXX	50	50	NONE	1	1309198
1309198-11	MS	XXXXXX	WATER	XXXXXX	50	50	NONE	1	1309198
1309198-1	MSD	XXXXXX	WATER	XXXXXX	50	50	NONE	1	1309198
1309198-11	MSD	XXXXXX	WATER	XXXXXX	50	50	NONE	1	1309198
1309198-1	DUP	XXXXXX	WATER	XXXXXX	50	50	NONE	1	1309198
1309198-11	DUP	XXXXXX	WATER	XXXXXX	50	50	NONE	1	1309198
1309158-1	SMP	752831 Szwaja	WATER	9/11/2013	50	50	NONE	1	1309158
1309198-1	SMP	XXXXXX	WATER	XXXXXX	50	50	NONE	1	1309198
1309198-11	SMP	XXXXXX	WATER	XXXXXX	50	50	NONE	1	1309198
1309217-2	SMP	XXXXXX	WATER	XXXXXX	50	50	NONE	1	1309217

QC Types

CAR	Carrier reference sample	DUP	Laboratory Duplicate
LCS	Laboratory Control Sample	LCSD	Laboratory Control Sample Duplicat
MB	Method Blank	MS	Laboratory Matrix Spike
MSD	Laboratory Matrix Spike Duplicate	REP	Sample replicate
RVS	Reporting Level Verification Standar	SMP	Field Sample
SYS	Sample Yield Spike		

Metals by 200.8

Method EPA200.8 Calibration Verifications

Lab Name: ALS Environmental -- FC

Work Order Number: 1309158

Client Name: Colorado Oil & Gas Conservation Commission

ClientProject ID: TBAL

Lab ID: ICV

QC Type: Initial Calibration

File Name: 008SMPL_

Run ID: IM130921-10A4

Date Analyzed: 09/21/2013

Time Analyzed: 12:00

Result Units: MG/L

CASNO	Target Analyte	Spike Added	Result	Reporting Limit	Result Qualifier	% Rec.	Control Limits
7429-90-5	ALUMINUM	1	1.01	0.005		101	90 - 110%
7440-36-0	ANTIMONY	0.006	0.00597	0.00003		100	90 - 110%
7440-38-2	ARSENIC	0.02	0.0197	0.0002		98	90 - 110%
7440-39-3	BARIUM	0.02	0.0201	0.0001		101	90 - 110%
7440-43-9	CADMIUM	0.006	0.00605	0.00003		101	90 - 110%
7440-45-1	CERIUM	0.006	0.00607	0.00003		101	90 - 110%
7440-48-4	COBALT	0.02	0.0200	0.0001		100	90 - 110%
7440-50-8	COPPER	0.2	0.205	0.001		103	90 - 110%
7439-91-0	LANTHANUM	0.006	0.00602	0.00003		100	90 - 110%
7439-92-1	LEAD	0.01	0.00990	0.00005		99	90 - 110%
7439-96-5	MANGANESE	0.04	0.0391	0.0002		98	90 - 110%
7439-98-7	MOLYBDENUM	0.02	0.0195	0.0001		97	90 - 110%
7440-00-8	NEODYMIUM	0.006	0.00615	0.00003		103	90 - 110%
7440-10-0	PRASEODYMIUM	0.006	0.00605	0.00003		101	90 - 110%
7782-49-2	SELENIUM	0.02	0.0205	0.0001		102	90 - 110%
7440-22-4	SILVER	0.002	0.00207	0.00001		104	90 - 110%
7440-23-5	SODIUM	20	20.4	0.1		102	90 - 110%
7440-24-6	STRONTIUM	0.02	0.0203	0.0001		101	90 - 110%
7440-28-0	THALLIUM	0.0004	0.000399	0.00002		100	90 - 110%
7440-29-1	THORIUM	0.002	0.00187	0.00002		94	90 - 110%
7440-61-1	URANIUM	0.002	0.00192	0.00001		96	90 - 110%
7440-65-5	YTTRIUM	0.006	0.00607	0.00003		101	90 - 110%
7440-66-6	ZINC	0.4	0.402	0.002		100	90 - 110%

Data Package ID: *im1309158-1*

Date Printed: Thursday, September 26, 2013

ALS Environmental -- FC

Page 1 of 3

LIMS Version: 6.670

Metals by 200.8

Method EPA200.8 Calibration Verifications

Lab Name: ALS Environmental -- FC

Work Order Number: 1309158

Client Name: Colorado Oil & Gas Conservation Commission

ClientProject ID: TBAL

Lab ID: CCV1

QC Type: Continuing Calibration

File Name: 017SMPL_

Run ID: IM130921-10A4

Date Analyzed: 09/21/2013

Time Analyzed: 12:50

Result Units: MG/L

CASNO	Target Analyte	Spike Added	Result	Reporting Limit	Result Qualifier	% Rec.	Control Limits
7429-90-5	ALUMINUM	0.5	0.507	0.005		101	90 - 110%
7440-36-0	ANTIMONY	0.003	0.00305	0.00003		102	90 - 110%
7440-38-2	ARSENIC	0.01	0.00992	0.0002		99	90 - 110%
7440-39-3	BARIUM	0.01	0.0106	0.0001		106	90 - 110%
7440-43-9	CADMIUM	0.003	0.00301	0.00003		100	90 - 110%
7440-45-1	CERIUM	0.003	0.00303	0.00003		101	90 - 110%
7440-48-4	COBALT	0.01	0.00990	0.0001		99	90 - 110%
7440-50-8	COPPER	0.1	0.103	0.001		103	90 - 110%
7439-91-0	LANTHANUM	0.003	0.00307	0.00003		102	90 - 110%
7439-92-1	LEAD	0.005	0.00496	0.00005		99	90 - 110%
7439-96-5	MANGANESE	0.02	0.0195	0.0002		98	90 - 110%
7439-98-7	MOLYBDENUM	0.01	0.00968	0.0001		97	90 - 110%
7440-00-8	NEODYMIUM	0.003	0.00296	0.00003		99	90 - 110%
7440-10-0	PRASEODYMIUM	0.003	0.00304	0.00003		101	90 - 110%
7782-49-2	SELENIUM	0.01	0.0104	0.0001		104	90 - 110%
7440-22-4	SILVER	0.001	0.00105	0.00001		105	90 - 110%
7440-23-5	SODIUM	10	10.2	0.1		102	90 - 110%
7440-24-6	STRONTIUM	0.01	0.00924	0.0001		92	90 - 110%
7440-28-0	THALLIUM	0.0002	0.000199	0.00002		99	90 - 110%
7440-29-1	THORIUM	0.001	0.000930	0.00002		93	90 - 110%
7440-61-1	URANIUM	0.001	0.000966	0.00001		97	90 - 110%
7440-65-5	YTTRIUM	0.003	0.00305	0.00003		102	90 - 110%
7440-66-6	ZINC	0.2	0.202	0.002		101	90 - 110%

Data Package ID: *im1309158-1*

Date Printed: Thursday, September 26, 2013

ALS Environmental -- FC

Page 2 of 3

LIMS Version: 6.670

Metals by 200.8

Method EPA200.8 Calibration Verifications

Lab Name: ALS Environmental -- FC

Work Order Number: 1309158

Client Name: Colorado Oil & Gas Conservation Commission

ClientProject ID: TBAL

Lab ID: CCV2

QC Type: Continuing Calibration

File Name: 027SMPL_

Run ID: IM130921-10A4

Date Analyzed: 09/21/2013

Time Analyzed: 13:25

Result Units: MG/L

CASNO	Target Analyte	Spike Added	Result	Reporting Limit	Result Qualifier	% Rec.	Control Limits
7429-90-5	ALUMINUM	0.5	0.512	0.005		102	90 - 110%
7440-36-0	ANTIMONY	0.003	0.00313	0.00003		104	90 - 110%
7440-38-2	ARSENIC	0.01	0.00959	0.0002		96	90 - 110%
7440-39-3	BARIUM	0.01	0.0104	0.0001		104	90 - 110%
7440-43-9	CADMIUM	0.003	0.00309	0.00003		103	90 - 110%
7440-45-1	CERIUM	0.003	0.00304	0.00003		101	90 - 110%
7440-48-4	COBALT	0.01	0.00979	0.0001		98	90 - 110%
7440-50-8	COPPER	0.1	0.101	0.001		101	90 - 110%
7439-91-0	LANTHANUM	0.003	0.00307	0.00003		102	90 - 110%
7439-92-1	LEAD	0.005	0.00493	0.00005		99	90 - 110%
7439-96-5	MANGANESE	0.02	0.0191	0.0002		95	90 - 110%
7439-98-7	MOLYBDENUM	0.01	0.00962	0.0001		96	90 - 110%
7440-00-8	NEODYMIUM	0.003	0.00297	0.00003		99	90 - 110%
7440-10-0	PRASEODYMIUM	0.003	0.00300	0.00003		100	90 - 110%
7782-49-2	SELENIUM	0.01	0.00988	0.0001		99	90 - 110%
7440-22-4	SILVER	0.001	0.00107	0.00001		107	90 - 110%
7440-23-5	SODIUM	10	10.0	0.1		100	90 - 110%
7440-24-6	STRONTIUM	0.01	0.0102	0.0001		102	90 - 110%
7440-28-0	THALLIUM	0.0002	0.000197	0.00002		98	90 - 110%
7440-29-1	THORIUM	0.001	0.000954	0.00002		95	90 - 110%
7440-61-1	URANIUM	0.001	0.000983	0.00001		98	90 - 110%
7440-65-5	YTTRIUM	0.003	0.00304	0.00003		101	90 - 110%
7440-66-6	ZINC	0.2	0.202	0.002		101	90 - 110%

Data Package ID: *im1309158-1*

Date Printed: Thursday, September 26, 2013

ALS Environmental -- FC

Page 3 of 3

LIMS Version: 6.670

Metals by 200.8

Method EPA200.8 Calibration Blanks

Lab Name: ALS Environmental -- FC

Work Order Number: 1309158

Client Name: Colorado Oil & Gas Conservation Commission

ClientProject ID: TBAL

Lab ID: ICB

QC Type: Initial Calibration

Run ID: IM130921-10A4

Date Analyzed: 09/21/2013

Time Analyzed: 12:07:00 PM

Result Units: MG/L

CASNO	Target Analyte	Result	Reporting Limit	Result Qualifier
7429-90-5	ALUMINUM	0.000694	0.005	U
7440-36-0	ANTIMONY	0.0000117	0.00003	U
7440-38-2	ARSENIC	-0.000017	0.0002	B
7440-39-3	BARIUM	0.000023	0.0001	B
7440-43-9	CADMIUM	0.0000115	0.00003	U
7440-45-1	CERIUM	0.000006	0.00003	B
7440-48-4	COBALT	0.000014	0.0001	B
7440-50-8	COPPER	0.000147	0.001	B
7439-91-0	LANTHANUM	0.000007	0.00003	B
7439-92-1	LEAD	6.82E-06	0.00005	U
7439-96-5	MANGANESE	-0.000043	0.0002	B
7439-98-7	MOLYBDENUM	0.0000321	0.0001	U
7440-00-8	NEODYMIUM	6.46E-06	0.00003	U
7440-10-0	PRASEODYMIUM	3.97E-06	0.00003	U
7782-49-2	SELENIUM	0.0000325	0.0001	U
7440-22-4	SILVER	0.000002	0.00001	B
7440-23-5	SODIUM	0.00953	0.1	U
7440-24-6	STRONTIUM	-0.000032	0.0001	B
7440-28-0	THALLIUM	0.000003	0.00002	B
7440-29-1	THORIUM	3.46E-06	0.00002	U
7440-61-1	URANIUM	2.92E-06	0.00001	U
7440-65-5	YTTRIUM	-0.000003	0.00003	B
7440-66-6	ZINC	0.000191	0.002	U

Data Package ID: im1309158-1

Date Printed: Thursday, September 26, 2013

ALS Environmental -- FC

Page 1 of 3

LIMS Version: 6.670

Metals by 200.8

Method EPA200.8 Calibration Blanks

Lab Name: ALS Environmental -- FC

Work Order Number: 1309158

Client Name: Colorado Oil & Gas Conservation Commission

ClientProject ID: TBAL

Lab ID: CCB1

QC Type: Continuing Calibration

Run ID: IM130921-10A4

Date Analyzed: 09/21/2013

Time Analyzed: 12:53:00 PM

Result Units: MG/L

CASNO	Target Analyte	Result	Reporting Limit	Result Qualifier
7429-90-5	ALUMINUM	0.000694	0.005	U
7440-36-0	ANTIMONY	0.0000117	0.00003	U
7440-38-2	ARSENIC	0.0000148	0.0002	U
7440-39-3	BARIUM	0.000038	0.0001	B
7440-43-9	CADMIUM	0.0000115	0.00003	U
7440-45-1	CERIUM	0.000006	0.00003	B
7440-48-4	COBALT	9.95E-06	0.0001	U
7440-50-8	COPPER	0.000125	0.001	U
7439-91-0	LANTHANUM	0.000006	0.00003	B
7439-92-1	LEAD	-0.000008	0.00005	B
7439-96-5	MANGANESE	-0.000037	0.0002	B
7439-98-7	MOLYBDENUM	0.0000321	0.0001	U
7440-00-8	NEODYMIUM	6.46E-06	0.00003	U
7440-10-0	PRASEODYMIUM	3.97E-06	0.00003	U
7782-49-2	SELENIUM	0.0000325	0.0001	U
7440-22-4	SILVER	0.000002	0.00001	B
7440-23-5	SODIUM	0.00953	0.1	U
7440-24-6	STRONTIUM	-0.000137	0.0001	
7440-28-0	THALLIUM	0.000006	0.00002	B
7440-29-1	THORIUM	3.46E-06	0.00002	U
7440-61-1	URANIUM	2.92E-06	0.00001	U
7440-65-5	YTTRIUM	-0.000003	0.00003	B
7440-66-6	ZINC	0.000191	0.002	U

Data Package ID: im1309158-1

Date Printed: Thursday, September 26, 2013

ALS Environmental -- FC

Page 2 of 3

LIMS Version: 6.670

Metals by 200.8

Method EPA200.8 Calibration Blanks

Lab Name: ALS Environmental -- FC

Work Order Number: 1309158

Client Name: Colorado Oil & Gas Conservation Commission

ClientProject ID: TBAL

Lab ID: CCB2

QC Type: Continuing Calibration

Run ID: IM130921-10A4

Date Analyzed: 09/21/2013

Time Analyzed: 1:28:00 PM

Result Units: MG/L

CASNO	Target Analyte	Result	Reporting Limit	Result Qualifier
7429-90-5	ALUMINUM	0.000694	0.005	U
7440-36-0	ANTIMONY	0.0000117	0.00003	U
7440-38-2	ARSENIC	0.0000148	0.0002	U
7440-39-3	BARIUM	0.000037	0.0001	B
7440-43-9	CADMIUM	0.0000115	0.00003	U
7440-45-1	CERIUM	3.17E-06	0.00003	U
7440-48-4	COBALT	9.95E-06	0.0001	U
7440-50-8	COPPER	0.000125	0.001	U
7439-91-0	LANTHANUM	3.17E-06	0.00003	U
7439-92-1	LEAD	-0.000011	0.00005	B
7439-96-5	MANGANESE	-0.000083	0.0002	B
7439-98-7	MOLYBDENUM	0.0000321	0.0001	U
7440-00-8	NEODYMIUM	6.46E-06	0.00003	U
7440-10-0	PRASEODYMIUM	3.97E-06	0.00003	U
7782-49-2	SELENIUM	0.000053	0.0001	B
7440-22-4	SILVER	0.000002	0.00001	B
7440-23-5	SODIUM	0.00953	0.1	U
7440-24-6	STRONTIUM	-0.000086	0.0001	B
7440-28-0	THALLIUM	0.000007	0.00002	B
7440-29-1	THORIUM	0.000004	0.00002	B
7440-61-1	URANIUM	2.92E-06	0.00001	U
7440-65-5	YTTRIUM	-0.000003	0.00003	B
7440-66-6	ZINC	0.000191	0.002	U

Data Package ID: im1309158-1

Date Printed: Thursday, September 26, 2013

ALS Environmental -- FC

Page 3 of 3

LIMS Version: 6.670

Metals by 200.8

Method EPA200.8

ICP Interference Check Sample

Lab Name: ALS Environmental -- FC

Work Order Number: 1309158

Client Name: Colorado Oil & Gas Conservation Commission

ClientProject ID: TBAL

Run ID: IM130921-10A4

Date Analyzed: 09/21/2013

Result Units: MG/L

CASNO	Target Analyte	Spike Added		Results		% Rec.
		ICSA1	ICSAB1	ICSA1	ICSAB1	
7429-90-5	ALUMINUM	10	10.5	9.25	9.77000	93
7440-36-0	ANTIMONY		0.003		0.00319	106
7440-38-2	ARSENIC		0.01		0.01	100
7440-39-3	BARIUM		0.01		0.00962	96
7440-43-9	CADMIUM		0.003		0.00313	104
7440-45-1	CERIUM		0.003		0.0032	107
7440-48-4	COBALT		0.01		0.00995	99
7440-50-8	COPPER		0.1		0.102	102
7439-91-0	LANTHANUM		0.003		0.00316	105
7439-92-1	LEAD		0.005		0.00508	102
7439-96-5	MANGANESE		0.02		0.02170	108
7439-98-7	MOLYBDENUM	0.2	0.21	0.18400	0.19	90
7440-00-8	NEODYMIUM		0.003		0.00308	103
7440-10-0	PRASEODYMIUM		0.003		0.00310	103
7782-49-2	SELENIUM		0.01		0.01040	104
7440-22-4	SILVER		0.001		0.00107	107
7440-23-5	SODIUM	25	35	25.5	34.5	98
7440-24-6	STRONTIUM		0.01		0.00994	99
7440-28-0	THALLIUM		0.0002		0.0002	98
7440-29-1	THORIUM		0.001		0.00101	101
7440-61-1	URANIUM		0.001		0.00102	101
7440-65-5	YTTRIUM		0.003		0.00304	101
7440-66-6	ZINC		0.2		0.198	99

Data Package ID: *im1309158-1*

Metals Linear Ranges

Lab Name: ALS Environmental -- FC

Work Order Number: 1309158

Client Name: Colorado Oil & Gas Conservation Commission

ClientProject ID: TBAL

Instrument ID: ICPMS2

Active Date: 04/01/2010

Expiration Date: 04/01/2015

CASNO	Target Analyte	Concentration (ppm)
7429-90-5	ALUMINUM	50
7440-36-0	ANTIMONY	0.3
7440-38-2	ARSENIC	1
7440-39-3	BARIUM	1
7440-41-7	BERYLLIUM	0.5
7440-42-8	BORON	10
7440-43-9	CADMIUM	0.3
7440-70-2	CALCIUM	500
7440-45-1	CERIUM	0.3
7440-47-3	CHROMIUM	5
7440-48-4	COBALT	1
7440-50-8	COPPER	10
7439-89-6	IRON	50
7439-91-0	LANTHANUM	0.3
7439-92-1	LEAD	0.5
7439-93-2	LITHIUM	10
7439-95-4	MAGNESIUM	100
7439-96-5	MANGANESE	2
7439-98-7	MOLYBDENUM	1
7440-00-8	NEODYMIUM	0.3
7440-02-0	NICKEL	5
7440-09-7	POTASSIUM	500
7440-10-0	PRASEODYMIUM	0.3
7782-49-2	SELENIUM	1
7440-22-4	SILVER	0.1
7440-23-5	SODIUM	1000
7440-24-6	STRONTIUM	1
7440-28-0	THALLIUM	0.02
7440-29-1	THORIUM	0.1
7440-61-1	URANIUM	0.1

Metals Linear Ranges

Lab Name: ALS Environmental -- FC

Work Order Number: 1309158

Client Name: Colorado Oil & Gas Conservation Commission

ClientProject ID: TBAL

Instrument ID: ICPMS2

Active Date: 04/01/2010

Expiration Date: 04/01/2015

7440-62-2	VANADIUM	1
7440-65-5	YTTRIUM	0.3
7440-66-6	ZINC	20

ICPMS2 Run Log -- 9/21/2013

Instrument ID: ICPMS2
File Name: 003CALB_
AnalRunID: IM130921-10A1
CalibRefID: IM130921-10A1

Comment	Field ID	Lab ID	DF	Date Analyzed	Time Analyzed
		blank	1	9/21/2013	11:38
		H/1000	1	9/21/2013	11:41
		H/100	1	9/21/2013	11:45
		H/10	1	9/21/2013	11:48
		HIGH	1	9/21/2013	11:52
		ICV	1	9/21/2013	12:00
		ICB	1	9/21/2013	12:07
		ZZZZZZ	1	9/21/2013	12:12
		ICSA1	1	9/21/2013	12:15
		ICSAB1	1	9/21/2013	12:19
		ZZZZZZ	1	9/21/2013	12:26
		IP130920-2MB	10	9/21/2013	12:39
		IP130920-2LCS	10	9/21/2013	12:43
- Ce,La,Nd,Pr		1308501-1	10	9/21/2013	12:46
		CCV1	1	9/21/2013	12:50
		CCB1	1	9/21/2013	12:53
		IP130920-1MB	10	9/21/2013	12:57
		IM130920-1LCS	10	9/21/2013	13:00
	752831 Szwaja	1309158-1	10	9/21/2013	13:04
		1309217-2	10	9/21/2013	13:07
		1309027-1	10	9/21/2013	13:11
		1309234-1	10	9/21/2013	13:14
		1309196-1	10	9/21/2013	13:18
		1309236-1	10	9/21/2013	13:21
		CCV2	1	9/21/2013	13:25
		CCB2	1	9/21/2013	13:28
		EX130919-20MB	10	9/21/2013	13:44
		EX130919-20LCS	10	9/21/2013	13:47
		1309185-4	10	9/21/2013	13:50
		1309185-4DUP	10	9/21/2013	13:53
		1309185-4SER	50	9/21/2013	13:56
		1309185-4MS	10	9/21/2013	13:59
		1309185-4MSD	10	9/21/2013	14:02
		CCV3	1	9/21/2013	14:05
		CCB3	1	9/21/2013	14:08

Data Package ID: IM1309158-1

ICPMS2 Run Log -- 9/21/2013

Instrument ID: ICPMS2
File Name: 001SMPL.
AnalRunID: IM130921-10A1
CalibRefID: IM130921-10A1

Comment	Field ID	Lab ID	DF	Date Analyzed	Time Analyzed
		CCV4	1	9/21/2013	14:24
		CCB4	1	9/21/2013	14:27
		1309242-1	50	9/21/2013	14:29
		1309242-2	50	9/21/2013	14:31
		1309242-3	50	9/21/2013	14:33
		1309242-4	50	9/21/2013	14:35
		1309242-5	50	9/21/2013	14:38
		1309242-6	50	9/21/2013	14:40
		1309242-7	50	9/21/2013	14:42
		1309242-8	50	9/21/2013	14:44
		ZZZZZZ	1	9/21/2013	14:48
		ZZZZZZ	1	9/21/2013	14:52
		CCV5	1	9/21/2013	14:56
		CCB5	1	9/21/2013	14:59
		CCV6	1	9/21/2013	15:02
		CCB6	1	9/21/2013	15:04
Ag,Al,B,Ba,Be,Ca,Cd,Ce,Co,Cr,Cu,Fe,K,La,Li,Mg,Mn,Mo,Na,Nd,Ni,Pb,Pr,Sb,Sn,Sr,Th,Ti,Tl,U,V,Y,Zn		1308513-8	2	9/21/2013	15:06
Ag,Al,B,Ba,Be,Ca,Cd,Ce,Co,Cr,Cu,Fe,K,La,Li,Mg,Mn,Mo,Na,Nd,Ni,Pb,Pr,Sb,Sn,Sr,Th,Ti,Tl,U,V,Y,Zn		1308513-13	5	9/21/2013	15:08
Ag,Al,B,Ba,Be,Ca,Cd,Ce,Co,Cr,Cu,Fe,K,La,Li,Mg,Mn,Mo,Na,Nd,Ni,Pb,Pr,Sb,Sn,Sr,Th,Ti,Tl,U,V,Y,Zn		1308513-19	2	9/21/2013	15:10
Ag,Al,B,Ba,Be,Ca,Cd,Ce,Co,Cr,Cu,Fe,K,La,Li,Mg,Mn,Mo,Na,Nd,Ni,Pb,Pr,Sb,Sn,Sr,Th,Ti,Tl,U,V,Y,Zn		1308513-33	5	9/21/2013	15:12
Ag,Al,B,Ba,Be,Ca,Cd,Ce,Co,Cr,Cu,Fe,K,La,Li,Mg,Mn,Mo,Na,Nd,Ni,Pb,Pr,Sb,Sn,Sr,Th,Ti,Tl,U,V,Y,Zn		1308513-34	5	9/21/2013	15:15
Ag,Al,B,Ba,Be,Ca,Cd,Ce,Co,Cr,Cu,Fe,K,La,Li,Mg,Mn,Mo,Na,Nd,Ni,Pb,Pr,Sb,Sn,Sr,Th,Ti,Tl,U,V,Y,Zn		1308513-35	5	9/21/2013	15:17
		ZZZZZZ	1	9/21/2013	15:19
		ZZZZZZ	1	9/21/2013	15:21
		ZZZZZZ	1	9/21/2013	15:23
		ZZZZZZ	1	9/21/2013	15:25
		CCV7	1	9/21/2013	15:28
		CCB7	1	9/21/2013	15:30
		ZZZZZZ	1	9/21/2013	15:32
		ZZZZZZ	1	9/21/2013	15:36
		ZZZZZZ	1	9/21/2013	15:40
		ZZZZZZ	1	9/21/2013	15:44
		ZZZZZZ	1	9/21/2013	15:47
		ZZZZZZ	1	9/21/2013	15:51
		CCV8	1	9/21/2013	15:55

Data Package ID: IM1309158-1

ICPMS2 Run Log -- 9/21/2013

Instrument ID: ICPMS2
File Name: 036SMPL.
AnalRunID: IM130921-10A1
CalibRefID: IM130921-10A1

Comment	Field ID	Lab ID	DF	Date Analyzed	Time Analyzed
		CCB8	1	9/21/2013	15:59
Ag,Al,As,B,Ba,Be,Ca,Cd,Ce,Co,Cr,Cu,Fe,K,Li,Mg,Mn,Mo,Na,Nd,Ni,Pb,Pr,Sb,Se,Sn,Sr,Th,Ti,Tl,U,V,Y,Zn		1309035-1	10000	9/21/2013	16:01
Ag,Al,As,B,Ba,Be,Ca,Cd,Ce,Co,Cr,Cu,Fe,K,Li,Mg,Mn,Mo,Na,Nd,Ni,Pb,Pr,Sb,Se,Sn,Sr,Th,Ti,Tl,U,V,Y,Zn		1309035-2	10000	9/21/2013	16:03
Ag,Al,As,B,Ba,Be,Ca,Cd,Ce,Co,Cr,Cu,Fe,K,Li,Mg,Mn,Mo,Na,Nd,Ni,Pb,Pr,Sb,Se,Sn,Sr,Th,Ti,Tl,U,V,Y,Zn		1309035-3	10000	9/21/2013	16:06
Ag,Al,As,B,Ba,Be,Ca,Cd,Ce,Co,Cr,Cu,Fe,K,Li,Mg,Mn,Mo,Na,Nd,Ni,Pb,Pr,Sb,Se,Sn,Sr,Th,Ti,Tl,U,V,Y,Zn		1309035-4	10000	9/21/2013	16:08
Ag,Al,As,B,Ba,Be,Ca,Cd,Ce,Co,Cr,Cu,Fe,K,Li,Mg,Mn,Mo,Na,Nd,Ni,Pb,Pr,Sb,Se,Sn,Sr,Th,Ti,Tl,U,V,Y,Zn		1309035-5	10000	9/21/2013	16:10
Ag,Al,As,B,Ba,Be,Ca,Cd,Ce,Co,Cr,Cu,Fe,K,Li,Mg,Mn,Mo,Na,Nd,Ni,Pb,Pr,Sb,Se,Sn,Sr,Th,Ti,Tl,U,V,Y,Zn		1309035-6	10000	9/21/2013	16:12
Ag,Al,As,B,Ba,Be,Ca,Cd,Ce,Co,Cr,Cu,Fe,K,Li,Mg,Mn,Mo,Na,Nd,Ni,Pb,Pr,Sb,Se,Sn,Sr,Th,Ti,Tl,U,V,Y,Zn		1309035-7	10000	9/21/2013	16:14
Ag,Al,As,B,Ba,Be,Ca,Cd,Ce,Co,Cr,Cu,Fe,K,Li,Mg,Mn,Mo,Na,Nd,Ni,Pb,Pr,Sb,Se,Sn,Sr,Th,Ti,Tl,U,V,Y,Zn		1309035-8	10000	9/21/2013	16:16
		ZZZZZ	1	9/21/2013	16:18
		ZZZZZ	1	9/21/2013	16:21
		CCV9	1	9/21/2013	16:24
		CCB9	1	9/21/2013	16:27

Data Package ID: IM1309158-1



Raw Data

HEADER INFORMATION FOR ANALYTICAL SEQUENCE 130925A

Instrument: Trace2

Analyst: Steve Workman

Analysis Date: 09/25/2013

STANDARD SOLUTION CODES

Stock A (ST130422-8) Exp. 4-22-2014

<u>Element</u>	<u>ug/ml</u>	
Al, Ca, Mg	1000	
K	500	
Na	300	
Fe	400	
Li	20	
<u>Standard</u>	<u>Dilution</u>	<u>Procedure</u>
A1	1/2 of Stock A	5ml of Stock A to 10ml final volume.
A2	1/2.5 of Stock A1	2ml of Stock A1 to a 5ml final volume.
A3	1/5 of Stock A1	1ml of Stock A1 to a 5ml final volume.
A4	1/10 of A1	1ml of Standard A1 up to a 10ml final volume.
A5	1/10 of A4	1ml of Standard A4 up to a 10ml final volume.

Stock B (ST110316-5) Exp. 2-28-15

<u>Element</u>	<u>ug/ml</u>
P, Si	100
B, Ba, Cr, Cu, Mn, Mo, Ni, Pb, Sn, Sr, Ti, Zn	20
As, Cd, Co, Se, Tl, V	10
Sb	4
Be	2

Stock Ag- 1000 ug/ml (ST100407-4) Exp. 2-28-15

Stock Th – 1000 ug/ml (ST100407-5) Exp. 2-28-15

The following dilutions of Stock Ag and Stock Th are made to provide the daily calibration Standards.

<u>Standard</u>	<u>Dilution</u>	<u>Procedure</u>
B1	1/2 of Stock B 1/500 Ag and 1/500 Th	5ml of Stock B, 0.02ml of Stock Ag and 0.02ml of Stock Th up to a 10ml final volume.
B2	1/10 of B1	1.0ml of Standard B1 up to a 10ml final volume.
B3	1/10 of B2	1.0ml of Standard B2 up to a 10ml final volume.

Stock C (ST120813-5) Exp. 6/30/15

<u>Element</u>	<u>ug/ml</u>	
S, U	100	
Bi, Zr	10	
<u>Standard</u>	<u>Dilution</u>	<u>Procedure</u>
C1	1/2 of Stock C	5ml of Stock C up to a 10ml final volume.
C2	1/10 of C1	1.0ml of Standard C1 up to a 10ml final volume.
C3	1/10 of C2	1.0ml of Standard C2 up to a 10ml final volume.

RL STD (Reporting Limit Standard) Intermediate.

(ST100301-54) Exp. 2-28-15

<u>Element</u>	<u>ug/ml</u>
K, Na	500
Ca, Mg	200
Al, U	100
B, Fe, P, S, Si	50
Li, Mo, Sn, Sr, Ti	10
Sb	8
Ni, As, Bi, Se, Tl, Zn, Zr	5
Pb	3
Ag, Ba, Co, Cr, Cu, Mn, V, Th	2
Be, Cd	1

RL STD (working standard) made daily by diluting the intermediate above 1000 fold. This working standard has concentration levels at the normal ALS-FC reporting limits for all elements except Ca, Mg and Na, K which are at 0.2ppm and 0.5ppm; this is below the normal ALS-FC reporting limit.

RL2 (working standard) made daily by diluting the intermediate above 333 fold.

Blank Solution

Double D.I. water, 3% HNO₃ and 5% HCl
Used for Std. Blank, ICB and CCB

CCV (ST120621-3) Exp. 12-18-13

<u>Element</u>	<u>ug/ml</u>
Al, Ca, Mg, K, Na	50
Fe	20
U, P, S, Si	5
B, Ba, Cr, Cu, Mn, Mo, Ni, Pb, Se, Sn, Zn, Zr	1
As, Be, Bi, Cd, Co, Li, Sb, Sr, Ti, Tl, V	0.5
Ag, Th	0.2

ICV (ST120621-3) Exp. 12-18-13

Prepared daily by diluting the CCV (described above) 1/2.
The 1/2 dilution is made by diluting 5ml of the CCV to a 10ml final volume.

The resulting concentrations are:

<u>Element</u>	<u>ug/ml</u>
Al, Ca, Mg, K, Na	25
Fe	10
U, P, S, Si	2.5
B, Ba, Cr, Cu, Mn, Mo, Ni, Pb, Se, Sn, Zn, Zr	0.5
As, Be, Bi, Cd, Co, Li, Sb, Sr, Ti, Tl, V	0.25
Ag, Th	0.1

CRI (ST120621-6) Exp. 12-18-13

Made By diluting
1.0ml of CRI Stock (ST120621-5) Exp. 12-18-13
to a 100ml final volume.

<u>Element</u>	<u>ug/ml</u>
Ca, Mg, K, Na	5.0
Al, B, Ba	0.4
Fe, U, P, S	0.2
Sb	0.12
Co, Si, Sn, V, Th	0.1
Ni	0.08
Cu, Bi, Zr	0.05
Zn	0.04
Mn	0.03
Ag, Cr, Li, Mo, Sr, Ti, Tl	0.02
Be, Cd, As, Se,	0.01
Pb	0.006

ICSA (ST120621-1) Exp. 12-18-13

<u>Element</u>	<u>ug/ml</u>
Ca, Mg, Al	250
Fe	100

ICSAB (ST120621-2) Exp. 12-18-13

<u>Element</u>	<u>ug/ml</u>
Ca, Mg, Al	250
Fe	100
U	10

B, Si, Li, Mo, Sn, Sr, Ti, Cd, Zn, Ni, P, S	1.0
Sb	0.6
Ba, Be, Co, V, Cr, Cu, Mn, Bi, Zr	0.5
Ag	0.2
As, Tl	0.1
Se, Pb, Th	0.05

Pipette ID Numbers

1.0ml to 5.0ml --- M-55
0.1ml to 1.0ml --- M-61
0.01ml to 0.1ml --- M-57

Acid Lot Numbers

HCl – J35042
HNO₃ – J41037

Inter Element Correction Information

The following table summarizes spectral interferences that have been identified and for which IEC's are used. If a sample contains a concentration of an interfering element that exceeds the upper analytical range, and an affected element is being determined, it is necessary to dilute the sample to bring the interfering element into analytical range.

<u>Interfering Element (ug/ml)</u>	<u>Affected Element</u>
Al (500)	Pb
Mg (500)	Th
Fe (200)	Se, Tl, V, Pb, U
Si (50)	Zr
U (50)	Al, Cr, Cu, Bi, Pb, Se, Ag, Tl, Si, Be
Ba (10)	Co
Cr (10)	Sb
Cu (10)	Bi
Mn (10)	Tl
Mo (10)	Al, Si, Pb, Sb
Ti (10)	Co, Bi, Si, Sn, Tl, Pb, Zr
As (5)	Cd
V (5)	Al, Be, Tl
Zr (5)	Ag

The following table lists element concentrations (ug/ml) that no significant spectral interferences have been observed.

<u>Element</u>	<u>Concentration</u>	<u>Element</u>	<u>Concentration</u>	<u>Element</u>	<u>Concentration</u>
K	500	Se	10		
Na	500	Pb	10	Li	5
Ca	500	Zn	10	Cd	5
P	50	Sr	10	Co	5
S	50	Sn	10	Ag	2
Ni	10	Bi	5	Sb	2
B	10	Tl	5	Be	1

- 2X – Dilution made by diluting 2.5ml of sample up to a 5ml final volume.
- 3X - Dilution made by diluting 2.0ml of sample up to a 6ml final volume.
- 4X - Dilution made by diluting 2.0ml of sample up to a 8ml final volume.
- 5X - Dilution made by diluting 1.0ml of sample to a 5ml final volume.
- 10X - Dilution made by diluting 0.5ml of sample to a 5ml final volume.
- 20X – Dilution made by diluting 0.25ml of sample to a 5ml final volume.
- 25X – Dilution made by diluting 0.2ml of sample to a 5ml final volume.
- 50X – Dilution made by diluting 0.1ml of sample to a 5ml final volume.

100X – Dilution made by diluting 0.05ml of sample to a 5ml final volume.
500X – Dilution made by diluting 0.02ml of sample to a 10ml final volume.
1000X – Dilution made by diluting a 10X dilution 100X.

Comments

1309218-2A: 0.1ml of ST130424-1 brought to 5ml volume with digestate.

1. Please see run log and work orders for elements of interest.

Daily Maintenance

1. Check/ Change Peristaltic pump tubing.
2. Check the torch for deposits, clean if necessary.
3. Check/ Empty drain water.

Daily Maintenance done by SMW.

Monthly Maintenance

1. Check/Clean nebulizer and spray chamber.
2. Clean air filters
3. Check/Clean entrance slit.
4. Fill water recirculating reservoir.

Monthly maintenance done by: SMW 9-16-2013

Major problems / adjustments / repairs recorded in the ICP Maintenance Log (3716).

ICPTrace2 Run Log -- 9/25/2013

Instrument ID: ICPTrace2
 File Name: 130925A.
 AnalRunID: IT130925-2A1
 CalibRefID: IT130925-2A1

Comment	Inst Sample Name	Lab ID	DF	Date Analyzed	Time Analyzed
	RINSE	RINSE	1	9/25/2013	11:14
	RINSE	RINSE	1	9/25/2013	11:16
	MIXAHIGH	MIXAHIGH	1	9/25/2013	11:41
	MIXBHIGH	MIXBHIGH	1	9/25/2013	11:43
	MIXCHIGH	MIXCHIGH	1	9/25/2013	11:45
	ICV	ICV	1	9/25/2013	11:54
	ICB	ICB	1	9/25/2013	11:58
	CRI	CRI1	1	9/25/2013	11:59
	ICSA	ICSA1	1	9/25/2013	12:01
	ICSAB	ICSAB1	1	9/25/2013	12:02
	CCV	CCV1	1	9/25/2013	12:04
	CCB	CCB1	1	9/25/2013	12:06
	IP130924-1MB	IP130924-1MB	1	9/25/2013	12:07
	IP130924-1LCS	IP130924-1LCS	1	9/25/2013	12:23
	IP130924-1LCSD	IP130924-1LCSD	1	9/25/2013	12:25
	1309204-1	1309204-1	1	9/25/2013	12:26
	1309204-2	1309204-2	1	9/25/2013	12:28
	1309204-3	1309204-3	1	9/25/2013	12:29
	1309293-1	1309293-1	1	9/25/2013	12:31
	1309293-2	1309293-2	1	9/25/2013	12:32
	1309293-3	1309293-3	1	9/25/2013	12:34
	ZZZZZZ	ZZZZZZ		9/25/2013	12:41
	CCV	CCV2	1	9/25/2013	12:43
	CCB	CCB2	1	9/25/2013	12:53
	EX130923-2MB	EX130923-2MB	1	9/25/2013	12:55
- Na	EX130923-2LCS	EX130923-2LCS	1	9/25/2013	12:56
	1309247-3	1309247-3	1	9/25/2013	12:58
	1309247-3D	1309247-3DUP	1	9/25/2013	12:59
	1309247-3L 5X	1309247-3SER	5	9/25/2013	13:01
- Na	1309247-3MS	1309247-3MS	1	9/25/2013	13:02
- Na	1309247-3MSD	1309247-3MSD	1	9/25/2013	13:04
	1309247-4	1309247-4	1	9/25/2013	13:06
	F130923-1MB	F130923-1MB	1	9/25/2013	13:07
	F130923-1LCS	F130923-1LCS	1	9/25/2013	13:10
	CCV	CCV3	1	9/25/2013	13:12

Data Package ID: _____

ICPTrace2 Run Log -- 9/25/2013

Instrument ID: ICPTrace2
 File Name: 130925A.
 AnalRunID: IT130925-2A1
 CalibRefID: IT130925-2A1

Comment	Inst Sample Name	Lab ID	DF	Date Analyzed	Time Analyzed
	CCB	CCB3	1	9/25/2013	13:14
	F130923-1LCSD	F130923-1LCSD	1	9/25/2013	13:16
	1309158-1	1309158-1	1	9/25/2013	13:17
	1309217-2	1309217-2	1	9/25/2013	13:19
	1309218-2	1309218-2	1	9/25/2013	13:21
	1309218-2L 5X	1309218-2SER	5	9/25/2013	13:22
	1309218-2A	1309218-2A	1	9/25/2013	13:24
	1309218-8	1309218-8	1	9/25/2013	13:25
- Al,Mo,Pb,Sb,Si	1309218-12	1309218-12	1	9/25/2013	13:27
	1309258-1	1309258-1	1	9/25/2013	13:28
	1309258-1D	1309258-1DUP	1	9/25/2013	13:30
	CCV	CCV4	1	9/25/2013	13:33
	CCB	CCB4	1	9/25/2013	13:39
	1309258-1L 5X	1309258-1SER	5	9/25/2013	13:41
	1309258-1MS	1309258-1MS	1	9/25/2013	13:43
	1309258-1MSD	1309258-1MSD	1	9/25/2013	13:44
- S	1309279-1	1309279-1	1	9/25/2013	13:47
	1309279-2	1309279-2	1	9/25/2013	13:48
	1309304-1	1309304-1	1	9/25/2013	13:50
	IP130924-4MB	IP130924-4MB	1	9/25/2013	13:54
	IP130924-4LCS	IP130924-4LCS	1	9/25/2013	13:55
- Na,S,Sr	1309329-1	1309329-1	1	9/25/2013	13:57
- Na,S,Sr	1309329-1D	1309329-1DUP	1	9/25/2013	13:58
	CCV	CCV5	1	9/25/2013	14:00
	CCB	CCB5	1	9/25/2013	14:01
- Na,S,Sr	1309329-1L 5X	1309329-1SER	5	9/25/2013	14:03
- Na,S,Sr	1309329-1MS	1309329-1MS	1	9/25/2013	14:04
- Na,S,Sr	1309329-1MSD	1309329-1MSD	1	9/25/2013	14:06
- Na,S,Sr	1309329-2	1309329-2	1	9/25/2013	14:08
- Na,S,Sr	1309329-3	1309329-3	1	9/25/2013	14:09
- Na,S,Sr	1309329-4	1309329-4	1	9/25/2013	14:11
	1309329-5	1309329-5	1	9/25/2013	14:12
	1309329-6	1309329-6	1	9/25/2013	14:14
- S	1309313-9	1309313-9	1	9/25/2013	14:15
- S	1309313-10	1309313-10	1	9/25/2013	14:17

Data Package ID: _____

ICPTrace2 Run Log -- 9/25/2013

Instrument ID: ICPTTrace2
 File Name: 130925A.
 AnalRunID: IT130925-2A1
 CalibRefID: IT130925-2A1

Comment	Inst Sample Name	Lab ID	DF	Date Analyzed	Time Analyzed
	CCV	CCV6	1	9/25/2013	14:19
	CCB	CCB6	1	9/25/2013	14:24
- S	1309313-11	1309313-11	1	9/25/2013	14:26
- S	1309313-12	1309313-12	1	9/25/2013	14:27
	1309315-4	1309315-4	1	9/25/2013	14:29
	1309315-5	1309315-5	1	9/25/2013	14:30
	1309327-1	1309327-1	1	9/25/2013	14:32
	1309327-2	1309327-2	1	9/25/2013	14:33
- S	1309327-6	1309327-6	1	9/25/2013	14:35
- S	1309327-7	1309327-7	1	9/25/2013	14:36
	1309327-10	1309327-10	1	9/25/2013	14:38
	1309327-11	1309327-11	1	9/25/2013	14:39
	CCV	CCV7	1	9/25/2013	14:41
	CCB	CCB7	1	9/25/2013	14:43
- S	1309327-12	1309327-12	1	9/25/2013	14:44
- S	1309327-13	1309327-13	1	9/25/2013	14:46
Ag,Al,As,B,Ba,Be,Bi,Ca,Cd,Co,Cr,Cu,Fe,K,Li,Mg,Mn,Mo,Ni,P,Pb,Sb,Se,Si,Sn,Ti,Tl,U,V,Zn,Zr	1309329-1 50X	1309329-1	50	9/25/2013	14:48
Ag,Al,As,B,Ba,Be,Bi,Ca,Cd,Co,Cr,Cu,Fe,K,Li,Mg,Mn,Mo,Ni,P,Pb,Sb,Se,Si,Sn,Ti,Tl,U,V,Zn,Zr	1309329-1D 50X	1309329-1DUP	50	9/25/2013	14:49
Ag,Al,As,B,Ba,Be,Bi,Ca,Cd,Co,Cr,Cu,Fe,K,Li,Mg,Mn,Mo,Ni,P,Pb,Sb,Se,Si,Sn,Ti,Tl,U,V,Zn,Zr	1309329-1L 250X	1309329-1SER	250	9/25/2013	14:51
Ag,Al,As,B,Ba,Be,Bi,Ca,Cd,Co,Cr,Cu,Fe,K,Li,Mg,Mn,Mo,Ni,P,Pb,Sb,Se,Si,Sn,Ti,Tl,U,V,Zn,Zr	1309329-1MS 50X	1309329-1MS	50	9/25/2013	14:52
Ag,Al,As,B,Ba,Be,Bi,Ca,Cd,Co,Cr,Cu,Fe,K,Li,Mg,Mn,Mo,Ni,P,Pb,Sb,Se,Si,Sn,Ti,Tl,U,V,Zn,Zr	1309329-1MSD 50X	1309329-1MSD	50	9/25/2013	14:54
Ag,Al,As,B,Ba,Be,Bi,Ca,Cd,Co,Cr,Cu,Fe,K,Li,Mg,Mn,Mo,Ni,P,Pb,Sb,Se,Si,Sn,Ti,Tl,U,V,Zn,Zr	1309329-2 50X	1309329-2	50	9/25/2013	14:55
Ag,Al,As,B,Ba,Be,Bi,Ca,Cd,Co,Cr,Cu,Fe,K,Li,Mg,Mn,Mo,Ni,P,Pb,Sb,Se,Si,Sn,Ti,Tl,U,V,Zn,Zr	1309329-3 50X	1309329-3	50	9/25/2013	14:57
Ag,Al,As,B,Ba,Be,Bi,Ca,Cd,Co,Cr,Cu,Fe,K,Li,Mg,Mn,Mo,Ni,P,Pb,Sb,Se,Si,Sn,Ti,Tl,U,V,Zn,Zr	1309329-4 50X	1309329-4	50	9/25/2013	14:59
	CCV	CCV8	1	9/25/2013	15:00
	CCB	CCB8	1	9/25/2013	15:02
	CRI	CRI2	1	9/25/2013	15:03
	ICSA	ICSA2	1	9/25/2013	15:05
	ICSAB	ICSAB2	1	9/25/2013	15:07
	CCV	CCV9	1	9/25/2013	15:08
	CCB	CCB9	1	9/25/2013	15:10

Data Package ID: _____

Sample Id1	Ag	Al	As	B	Ba	Be	Bi	Ca	Cd	Co	Cr	Cu
RINSE	-0.0003	-0.0580	0.0008	-0.0151	0.0240	-0.0012	-0.0054	-0.1593	-0.0002	-0.0002	-0.0001	-0.0002
RINSE	-0.0006	-0.0601	0.0051	-0.0147	0.0258	-0.0012	-0.0037	-0.1597	-0.0006	-0.0002	-0.0001	-0.0002
MIXAHIGH	-0.0013	506.1812	0.0001	-0.0108	-0.0004	0.0009	0.0064	495.6825	0.0008	0.0054	-0.0014	-0.0049
MIXBHIGH	2.0123	0.1313	5.0566	10.0495	10.0305	0.9867	0.0029	0.1424	5.0177	5.0132	10.0419	10.0379
MIXCHIGH	0.0056	1.0209	0.0001	0.0159	0.0002	0.0008	5.0012	0.1263	0.0003	0.0059	-0.0069	0.0154
ICV	0.0985	23.8454	0.2617	0.5003	0.4953	0.2423	0.2561	24.5421	0.2465	0.2548	0.4869	0.5081
ICB	-0.0003	0.0413	0.0005	-0.0072	-0.0005	0.0000	-0.0018	0.1283	0.0003	-0.0007	0.0012	-0.0001
CRI	0.0204	0.3916	0.0131	0.4021	0.4199	0.0113	0.0479	5.0828	0.0115	0.1050	0.0220	0.0534
ICSA	-0.0005	268.8253	0.0050	-0.0123	-0.0009	0.0005	0.0059	263.8297	0.0006	0.0033	0.0003	-0.0019
ICSAB	0.1973	261.8596	0.0992	0.9460	0.4788	0.4490	0.4932	254.6359	0.9766	0.4786	0.4610	0.5235
CCV	0.1989	49.8597	0.4992	1.0057	0.9694	0.4802	0.5076	49.6921	0.5040	0.5077	0.9679	1.0113
CCB	-0.0004	0.0650	0.0020	-0.0050	-0.0002	0.0002	0.0012	0.1546	0.0001	-0.0005	0.0013	0.0001
IP130924-1MB	-0.0012	0.0104	-0.0005	-0.0086	-0.0008	-0.0001	-0.0016	0.0888	0.0002	-0.0012	0.0002	-0.0003
IP130924-1LCS	-0.0005	-0.0352	-0.0001	-0.0056	-0.0008	0.0051	-0.0038	0.0588	-0.0004	-0.0009	-0.0007	-0.0013
IP130924-1LCS D	-0.0004	-0.0315	-0.0012	-0.0069	-0.0008	0.0052	-0.0008	0.0611	-0.0001	-0.0003	0.0000	-0.0008
1309204-1	0.0030	1.9470	0.0007	0.0211	0.0195	0.0001	0.0064	3.1945	0.0003	-0.0004	0.0182	0.3549
1309204-2	-0.0004	0.0442	-0.0005	-0.0069	0.0031	0.0001	0.0007	0.4211	0.0004	-0.0009	0.0120	0.0041
1309204-3	-0.0005	0.1211	-0.0005	0.0000	0.0040	0.0000	0.0005	0.6338	0.0002	-0.0011	0.0162	0.0099
1309293-1	-0.0005	0.2521	0.0016	0.0156	0.0105	0.0000	0.0032	0.9795	0.0003	-0.0006	0.0347	0.0968
1309293-2	-0.0004	0.2654	-0.0040	0.0343	0.0124	0.0000	0.0001	1.1402	0.0006	-0.0012	0.0089	0.1048
1309293-3	-0.0004	1.3765	-0.0042	0.0082	0.0182	0.0000	0.0022	2.3185	0.0005	0.0000	0.0162	0.5598
MS SPIKE 100X	0.0093	4.5586	0.1018	1.0166	0.1001	0.0500	-0.0034	9.3810	0.0312	0.1014	0.4910	1.0219
CCV	0.1964	48.7979	0.4916	0.9920	0.9709	0.4688	0.5105	48.5877	0.4968	0.4988	0.9470	1.0088
CCB	-0.0006	-0.0564	-0.0015	-0.0093	-0.0014	0.0000	-0.0018	0.1008	0.0002	-0.0004	0.0007	-0.0012
EX130923-2MB	-0.0003	-0.0846	-0.0036	-0.0110	-0.0001	0.0001	-0.0038	0.0544	0.0000	-0.0012	0.0002	-0.0008
EX130923-2LCS	0.0967	1.8960	0.9756	0.9664	1.0397	0.0470	-0.0023	37.0999	0.0510	0.4978	0.2021	0.2605
1309247-3	-0.0006	-0.0756	-0.0015	-0.0105	0.0465	0.0001	0.0029	79.2999	0.0001	-0.0014	0.0005	0.0018
1309247-3D	0.0000	-0.0680	0.0000	-0.0104	0.0471	0.0002	-0.0049	79.0976	0.0004	-0.0012	0.0005	0.0019
1309247-3L 5X	-0.0006	-0.0615	-0.0016	-0.0064	0.0090	0.0002	-0.0012	16.0891	-0.0001	-0.0010	-0.0001	-0.0002
1309247-3MS	0.0973	1.8865	0.9515	0.9576	1.0809	0.0455	-0.0022	116.0760	0.0494	0.4836	0.1949	0.2654
1309247-3MSD	0.0952	1.8794	0.9782	0.9656	1.0759	0.0460	-0.0013	117.7491	0.0499	0.4866	0.1963	0.2622
1309247-4	-0.0002	-0.0680	-0.0024	-0.0095	0.0491	0.0003	-0.0013	77.8219	0.0004	-0.0008	0.0013	0.0068
F130923-1MB	-0.0001	-0.0806	0.0001	-0.0132	-0.0016	0.0002	-0.0006	0.0413	-0.0001	-0.0004	0.0001	-0.0010
F130923-1LCS	0.0998	1.9767	1.0450	1.0528	1.0870	0.0485	-0.0013	40.0023	0.0527	0.5189	0.2111	0.2673
CCV	0.1980	48.4498	0.5027	0.9973	1.0171	0.4851	0.5127	48.7884	0.5029	0.5001	0.9882	1.0148
CCB	-0.0002	-0.0487	0.0000	-0.0070	-0.0014	0.0001	-0.0045	0.1094	0.0002	-0.0004	0.0005	-0.0015
F130923-1LCS D	0.0998	1.9480	1.0476	1.0424	1.0778	0.0481	0.0012	39.9244	0.0526	0.5141	0.2096	0.2663
1309158-1	-0.0018	-0.0685	-0.0008	-0.0001	0.3705	0.0003	-0.0060	10.1158	-0.0003	-0.0010	-0.0008	0.0006
1309217-2	-0.0009	-0.0606	0.0026	0.0073	0.1104	0.0004	-0.0030	3.7041	-0.0003	-0.0004	-0.0002	-0.0008
1309218-2	-0.0005	-0.0537	0.0016	0.0219	0.0067	0.0004	-0.0004	27.4973	-0.0001	-0.0003	0.0008	0.0104
1309218-2L 5X	-0.0003	-0.0556	-0.0011	-0.0003	0.0008	0.0003	0.0008	5.4838	0.0003	-0.0004	0.0001	0.0016
1309218-2A	-0.0008	1.8574	1.0000	1.0352	1.0819	0.0470	-0.0013	26.8173	0.0494	0.4995	0.2044	0.2739
1309218-8	-0.0003	-0.0622	-0.0034	0.0118	0.0099	0.0004	-0.0027	33.3423	-0.0002	-0.0002	0.0003	0.0000
1309218-12	-0.0001	-0.0827	0.0074	1.9770	0.0140	0.0007	-0.0020	22.9293	0.0033	0.0001	0.0044	0.0351
1309258-1	-0.0005	0.6023	-0.0044	0.0109	0.1631	0.0006	-0.0019	41.7154	-0.0003	-0.0004	0.0003	0.0061
1309258-1D	-0.0003	0.6939	-0.0017	0.0094	0.1618	0.0005	-0.0023	41.6828	0.0000	-0.0007	0.0003	0.0063
CCV	0.1982	48.1714	0.5027	0.9975	1.0179	0.4831	0.5195	48.7643	0.5062	0.4994	0.9858	1.0159
CCB	-0.0002	-0.0469	-0.0030	-0.0070	-0.0014	0.0000	-0.0050	0.1098	-0.0002	-0.0008	0.0000	-0.0017
IP1309258-1L 5X	-0.0009	0.0875	0.0017	-0.0033	0.0319	0.0001	0.0003	8.2960	-0.0002	-0.0012	-0.0003	0.0006
1309258-1MS	0.0993	2.9398	1.0614	1.0665	1.2318	0.0480	0.0026	80.5983	0.0523	0.5082	0.2058	0.2754

Sample Id1	Ag	Al	As	B	Ba	Be	Bi	Ca	Cd	Co	Cr	Cu
1309258-1MSD	0.0987	2.9178	1.0473	1.0651	1.2345	0.0477	0.0016	79.2470	0.0517	0.5061	0.2041	0.2768
1309279-1	-0.0006	0.3115	0.0003	0.0200	0.0412	0.0005	-0.0030	74.5911	0.0034	0.0008	0.0007	0.0045
1309279-2	-0.0013	7.8100	0.0055	0.0151	1.4735	0.0014	-0.0046	58.8867	0.0056	0.0073	0.0247	0.0684
1309304-1	-0.0004	-0.0095	-0.0033	-0.0039	0.0455	0.0003	-0.0028	5.1622	0.0000	-0.0002	0.0037	0.0020
IP130924-4MB	-0.0010	-0.0404	-0.0016	-0.0088	-0.0015	0.0001	-0.0057	0.1065	0.0004	-0.0013	-0.0003	-0.0018
IP130924-4LCS	0.0960	1.8494	0.9935	1.0057	1.0441	0.0489	-0.0020	38.5208	0.0518	0.4924	0.1995	0.2589
1309329-1	-0.0008	0.2092	0.0051	2.0085	0.0335	0.0004	-0.0032	304.1748	-0.0003	-0.0005	0.0015	0.0052
1309329-1D	-0.0006	0.2224	0.0001	2.0306	0.0352	0.0004	-0.0014	306.5888	-0.0006	0.0000	0.0024	0.0051
CCV	0.1988	48.1850	0.4924	1.0071	1.0209	0.4860	0.5196	49.4031	0.5126	0.5037	0.9927	1.0219
CCB	0.0003	-0.0295	0.0012	-0.0051	-0.0011	0.0002	0.0020	0.1451	0.0004	-0.0003	0.0004	-0.0012
1309329-1L 5X	-0.0010	0.0041	0.0017	0.4128	0.0067	0.0003	-0.0030	60.7132	-0.0003	-0.0002	0.0001	-0.0003
1309329-1MS	0.0960	2.2977	0.9756	3.0116	0.9665	0.0427	-0.0030	342.4483	0.0487	0.4370	0.1739	0.2576
1309329-1MSD	0.0976	2.2705	0.9678	2.9996	0.9718	0.0428	0.0001	339.6175	0.0484	0.4385	0.1744	0.2600
1309329-2	-0.0011	0.0734	0.0013	2.0619	0.0331	0.0006	0.0016	301.8167	-0.0001	-0.0001	0.0014	0.0053
1309329-3	-0.0001	-0.0547	-0.0008	2.0398	0.0314	0.0006	0.0001	299.4485	0.0000	0.0001	0.0008	0.0051
1309329-4	-0.0009	-0.0601	0.0049	2.0328	0.0313	0.0006	0.0014	298.0919	-0.0002	-0.0003	0.0004	0.0067
1309329-5	-0.0011	0.5501	-0.0018	0.0180	0.1219	0.0004	-0.0020	130.2168	-0.0004	-0.0006	0.0277	-0.0008
1309329-6	-0.0006	0.0828	0.0108	0.0951	0.0273	0.0003	0.0009	12.7552	0.0000	-0.0009	0.0068	-0.0015
1309313-9	-0.0004	-0.0636	-0.0016	0.1446	0.0920	0.0003	0.0012	80.1125	-0.0001	-0.0001	-0.0002	0.0034
1309313-10	-0.0008	-0.0646	0.0026	0.1791	0.1550	0.0003	-0.0021	107.4785	0.0009	-0.0006	0.0003	0.0025
CCV	0.1981	47.9917	0.5017	1.0070	1.0245	0.4807	-0.0025	48.7844	0.5109	0.4994	0.9820	1.0274
CCB	-0.0005	-0.0311	0.0005	-0.0064	-0.0012	0.0003	-0.0029	0.1371	0.0000	-0.0009	0.0003	-0.0017
1309313-11	-0.0005	-0.0644	0.0011	0.1454	0.1334	0.0004	-0.0046	97.7049	-0.0001	-0.0006	-0.0001	0.0012
1309313-12	-0.0004	-0.0487	0.0016	0.1419	0.1435	0.0005	-0.0030	125.1083	-0.0002	-0.0001	-0.0003	0.0016
1309315-4	-0.0010	-0.0484	-0.0036	0.0536	0.0454	0.0005	-0.0021	39.4060	0.0001	-0.0016	-0.0004	0.0023
1309315-5	-0.0003	-0.0511	-0.0018	0.0504	0.1175	0.0005	0.0006	56.6705	0.0004	-0.0006	-0.0003	-0.0006
1309327-1	-0.0009	6.0922	-0.0012	0.0838	0.0992	0.0009	-0.0034	41.3403	0.0000	0.0015	0.0068	0.0104
1309327-2	-0.0005	6.0434	0.0061	0.0849	0.1003	0.0009	0.0026	41.5717	0.0000	0.0019	0.0072	0.0107
1309327-6	-0.0005	0.7392	-0.0009	0.2095	0.1882	0.0006	0.0034	96.2694	0.0002	0.0018	0.0005	0.0071
1309327-7	-0.0003	2.3885	0.0026	0.2051	0.1275	0.0007	0.0001	86.5749	-0.0001	0.0021	0.0025	0.0088
1309327-10	-0.0006	-0.0492	-0.0013	0.0813	0.0461	0.0005	-0.0021	40.4070	0.0000	-0.0006	0.0002	0.0035
1309327-11	-0.0005	-0.0498	0.0011	0.0783	0.0456	0.0005	-0.0022	39.8892	-0.0004	-0.0012	-0.0002	0.0006
CCV	0.1987	47.6394	0.4972	0.9988	1.0235	0.4783	0.5183	48.7333	0.5120	0.4980	0.9797	1.0273
CCB	-0.0004	-0.0238	-0.0050	-0.0071	-0.0012	0.0004	-0.0003	0.1283	-0.0003	-0.0012	0.0007	-0.0022
1309327-12	-0.0010	-0.0643	-0.0065	0.1995	0.1798	0.0005	-0.0007	93.6664	0.0000	0.0011	0.0000	0.0052
1309327-13	-0.0006	-0.0518	0.0009	0.2033	0.1083	0.0005	-0.0030	87.0026	-0.0005	0.0003	0.0001	0.0036
1309329-1 50X	-0.0005	-0.0427	-0.0034	0.0348	0.0000	0.0003	-0.0019	6.0838	-0.0003	-0.0004	-0.0001	-0.0018
1309329-1D 50X	-0.0002	-0.0502	0.0021	0.0360	0.0002	0.0003	0.0056	6.2414	0.0003	-0.0004	0.0004	-0.0024
1309329-1L 250X	-0.0009	-0.0504	0.0001	0.0028	-0.0006	0.0003	-0.0025	1.2670	-0.0003	-0.0005	-0.0005	-0.0025
1309329-1MS 50X	0.0018	-0.0060	0.0218	0.0541	0.0205	0.0013	-0.0030	6.9378	0.0007	0.0089	0.0042	0.0033
1309329-1MSD 50X	0.0013	-0.0025	0.0194	0.0564	0.0211	0.0014	-0.0014	7.0723	0.0008	0.0093	0.0041	0.0032
1309329-2 50X	-0.0007	-0.0433	-0.0025	0.0354	0.0000	0.0004	-0.0019	6.2012	-0.0002	-0.0009	-0.0003	-0.0022
1309329-3 50X	-0.0007	-0.0391	-0.0025	0.0346	0.0000	0.0005	-0.0001	6.1283	-0.0005	-0.0003	-0.0001	-0.0023
1309329-4 50X	-0.0010	-0.0369	0.0030	0.0351	0.0000	0.0006	-0.0045	6.1516	-0.0003	-0.0010	-0.0006	-0.0022
CCV	0.1959	47.0178	0.5021	0.9969	1.0242	0.4703	0.5204	47.7701	0.5027	0.4910	0.9612	1.0290
CCB	-0.0004	-0.0048	0.0012	-0.0072	-0.0012	0.0007	-0.0013	0.1298	-0.0001	-0.0007	0.0003	-0.0021
CCV	0.0205	0.3466	0.0096	0.4065	0.4479	0.0123	0.0551	5.0719	0.0123	0.1041	0.0229	0.0530
IP2A	0.0003	252.2277	-0.0037	-0.0142	-0.0009	0.0013	0.0025	258.8373	0.0010	0.0029	-0.0001	-0.0048
IP6AB	0.1992	248.2129	0.1030	0.9650	0.5117	0.4524	0.5207	253.7668	1.0137	0.4762	0.4729	0.5370
CCV	0.1976	47.1923	0.5116	1.0009	1.0219	0.4741	0.5250	48.6909	0.5141	0.4958	0.9738	1.0275

Sample Id1	Ag	Al	As	B	Ba	Be	Bi	Ca	Cd	Co	Cr	Cu
CCB	-0.0005	-0.0045	-0.0025	-0.0073	-0.0011	0.0006	0.0027	0.1416	-0.0001	-0.0004	0.0002	-0.0022

Sample Id1	Fe	Li	K	Mg	Mn	Mo	Na	Ni	P	Pb	Pb I	Pb II
RINSE	-0.0114	-0.0024	-0.0175	0.0455	-0.0001	-0.0005	1.2008	-0.0010	-0.0073	0.0168	0.0171	0.0166
RINSE	-0.0120	-0.0024	-0.0270	0.0426	-0.0001	-0.0011	1.2508	-0.0009	-0.0078	0.0149	0.0152	0.0148
MIXAHIGH	197.2254	9.9861	249.5263	497.8611	0.0047	-0.0015	150.2973	0.0020	0.0166	0.0008	-0.0025	0.0024
MIXBHIGH	0.0318	-0.0008	0.3511	0.0761	9.9991	10.0842	0.4296	10.1136	50.1979	10.0508	10.0529	10.0498
MIXCHIGH	-0.0092	-0.0019	0.3379	-0.04271	0.0067	0.0110	0.4055	0.0043	0.0494	0.0106	-0.0302	0.0310
ICV	10.0176	0.2391	24.7891	24.5277	0.4905	0.4860	24.2439	0.5013	2.4833	0.4835	0.4819	0.4843
ICB	0.0042	-0.0022	0.0324	0.0368	0.0003	-0.0005	0.0858	-0.0004	-0.0053	0.0014	-0.0012	0.0027
CRI	0.1951	0.0146	4.0847	5.0701	0.0324	0.0200	4.0971	0.0829	0.2053	0.0068	0.0046	0.0079
ICSA	112.1235	-0.0021	0.0212	265.2402	0.0032	-0.0032	0.0740	0.0008	0.0054	0.0015	0.0055	-0.0004
ICSAB	108.4330	1.0975	0.0109	257.3036	0.4640	0.9149	0.0543	0.9158	0.9918	0.0486	0.0442	0.0508
CCV	20.2457	0.5224	51.3050	48.9442	0.9708	0.9742	51.1631	0.9936	4.8756	0.9661	0.9586	0.9698
CCB	0.0178	-0.0022	0.0486	0.0592	0.0006	0.0023	0.0971	0.0001	0.0049	0.0001	-0.0016	0.0010
IP130924-1MB	0.3857	-0.0026	-0.0207	0.0188	0.0010	0.0008	0.0667	0.0000	0.0054	0.0011	-0.0015	0.0024
IP130924-1LCS	-0.0084	-0.0026	-0.0018	0.0087	-0.0005	-0.0016	0.0431	-0.0008	-0.0042	-0.0012	-0.0020	-0.0007
IP130924-1LCS D	-0.0082	-0.0026	-0.0075	0.0102	-0.0005	-0.0020	0.0439	-0.0016	-0.0009	-0.0023	-0.0018	-0.0025
1309204-1	1.3696	-0.0022	0.2575	0.3664	0.0248	-0.0002	0.3966	0.0048	0.0691	0.0508	0.0463	0.0531
1309204-2	0.4686	-0.0026	0.0245	0.0368	0.0042	-0.0018	0.1717	0.0049	0.0112	0.0019	0.0006	0.0025
1309204-3	0.5933	-0.0026	0.0410	0.0403	0.0067	-0.0013	0.2256	0.0074	0.0080	0.0038	-0.0003	0.0058
1309293-1	1.1677	-0.0025	0.0773	0.0661	0.0094	-0.0013	0.2969	0.0137	0.0180	0.0031	0.0015	0.0039
1309293-2	0.7609	-0.0025	0.0794	0.0747	0.0057	-0.0010	0.3259	0.0080	0.0151	0.0031	-0.0003	0.0048
1309293-3	2.8442	-0.0021	0.7541	0.4241	0.1206	-0.0012	1.4862	0.0115	0.1094	0.0618	0.0596	0.0628
MS SPIKE 100X	4.7996	0.8214	4.2923	9.3389	0.1918	0.0998	8.2297	0.5096	-0.0053	0.0492	0.0492	0.0628
CCV	19.7807	0.5213	51.0143	48.1214	0.9459	0.9644	51.0047	0.9928	4.7372	0.9416	0.9461	0.9394
CCB	-0.0089	-0.0026	0.0065	0.0147	-0.0003	-0.0023	0.0394	-0.0008	-0.0042	-0.0018	-0.0007	-0.0023
EX130923-2MB	0.0081	-0.0026	0.0476	0.0102	-0.0004	-0.0019	148.0319	0.0004	-0.0045	0.0000	-0.0008	0.0004
EX130923-2LCS	0.9364	0.5638	48.2320	36.7456	0.5007	1.0095	184.9192	0.4919	0.0041	0.4818	0.4676	0.4889
1309247-3	0.0112	-0.0020	0.2218	1.0802	0.0881	0.0001	148.0639	0.0012	0.0083	0.0015	-0.0013	0.0028
1309247-3D	0.6341	-0.0022	0.1807	1.0799	0.0899	-0.0014	148.7909	0.0015	0.0015	0.0011	0.0002	0.0016
1309247-3L 5X	-0.0042	-0.0025	0.0318	0.2336	0.0181	-0.0022	27.9151	-0.0006	0.0028	-0.0006	-0.0004	-0.0008
1309247-3MS	0.9101	0.5817	49.7566	37.6108	0.5700	0.9815	183.3430	0.4818	0.0046	0.4756	0.4656	0.4806
1309247-3MSD	0.9161	0.5787	49.3629	37.8569	0.5739	0.9865	182.8751	0.4870	0.0135	0.4824	0.4681	0.4896
1309247-4	0.0169	-0.0020	0.1811	1.1657	0.1240	-0.0004	148.6539	0.0008	0.0104	0.0002	0.0027	-0.0011
F130923-1MB	-0.0081	-0.0027	0.0053	0.0087	-0.0005	-0.0025	0.1206	-0.0015	0.0012	-0.0013	-0.0001	-0.0019
F130923-1LCS	0.9760	0.5057	42.3613	40.4184	0.5259	1.0350	41.3611	0.5222	10.4455	0.5106	0.4948	0.5185
CCV	19.7252	0.5041	50.8472	48.0820	0.9947	1.0107	50.7802	1.0016	4.8490	0.9692	0.9437	0.9819
CCB	-0.0052	-0.0025	0.0171	0.0196	-0.0001	-0.0005	0.0549	-0.0009	0.0005	-0.0003	-0.0032	0.0012
F130923-1LCS D	0.9711	0.5055	42.3395	40.3769	0.5228	1.0259	41.5472	0.5160	10.3599	0.5073	0.4937	0.5141
1309158-1	-0.0006	0.0066	1.2899	0.6008	0.0131	0.0021	101.2434	-0.0015	0.0020	0.0004	-0.0038	0.0025
1309217-2	-0.0029	0.0108	0.5046	0.1097	0.0048	0.0315	111.0325	-0.0008	0.0018	-0.0012	-0.0027	-0.0004
1309218-2	1.2090	0.0001	4.1888	4.1245	0.0797	0.0004	3.2229	-0.0001	0.2278	-0.0004	-0.0026	0.0006
1309218-2L 5X	0.2399	-0.0021	0.6784	0.8307	0.0160	-0.0019	0.6064	-0.0012	0.0475	-0.0014	0.0001	-0.0021
1309218-2A	2.1463	0.0003	4.1593	4.0513	0.5871	0.9948	3.1682	0.5093	0.2254	0.4833	0.4688	0.4905
1309218-8	0.2419	0.0006	0.2467	10.8434	0.0333	0.0030	2.3441	-0.0005	0.0216	-0.0018	-0.0017	-0.0018
1309218-12	67.5104	0.0055	30.9473	22.0928	0.6396	18.7858	72.3371	0.0022	2.3909	-0.0072	0.0069	-0.0142
1309258-1	0.4646	0.0063	0.5862	6.8910	0.0048	0.0393	13.2847	-0.0009	0.0093	-0.0001	-0.0010	0.0004
1309258-1D	0.4684	0.0063	0.5918	6.8740	0.0046	0.0163	13.2223	-0.0003	0.0289	0.0001	0.0005	-0.0001
CCV	19.6831	0.5033	50.7642	47.9970	0.9907	1.0109	51.0411	1.0081	4.8584	0.9610	0.9431	0.9699
CCB	-0.0099	-0.0025	0.0207	0.0193	-0.0001	-0.0009	0.0483	-0.0013	-0.0061	0.0003	0.0009	-0.0001
1309258-1L 5X	0.0828	-0.0011	0.0829	1.3711	0.0005	0.0011	2.2890	-0.0003	-0.0050	-0.0016	-0.0033	-0.0007
1309258-1MS	1.4673	0.5403	44.6312	46.7196	0.5158	1.0321	57.3418	0.5150	10.6326	0.5046	0.4867	0.5135

Sample Id1	Fe	Li	K	Mg	Mn	Mo	Na	Ni	P	Pb	Pb I	Pb II
1309258-1MSD	1.4483	0.5429	44.7526	46.6041	0.5132	1.0342	57.0084	0.5145	10.4712	0.4997	0.4868	0.5062
1309279-1	0.1481	0.0064	3.1485	7.4043	0.1398	0.0137	8.1962	0.0073	0.0582	-0.0001	0.0003	-0.0003
1309279-2	24.3307	0.0111	5.5004	9.6105	0.5011	0.0142	6.2266	0.0171	3.2784	0.1597	0.1563	0.1613
1309304-1	0.3238	-0.0022	0.5640	0.4740	0.1259	-0.0008	0.2400	0.0012	0.0185	-0.0002	-0.0008	0.0001
IP130924-4MB	-0.0103	-0.0026	-0.0071	0.0139	-0.0003	-0.0017	0.0441	-0.0018	0.0025	-0.0028	-0.0040	-0.0021
IP130924-4LCS	0.9424	0.5045	38.2761	38.6971	0.4968	0.9913	40.1217	0.5022	0.0025	0.4768	0.4714	0.4795
1309329-1	0.1172	0.2898	12.4156	126.7983	0.0017	0.0201	407.8396	-0.0001	-0.0317	0.0004	0.0020	-0.0004
1309329-1D	0.1569	0.2935	12.5880	127.9896	0.0019	0.0185	398.2841	-0.0007	-0.0445	-0.0008	-0.0015	-0.0005
CCV	19.8008	0.5055	50.9043	48.2789	0.9962	1.0254	48.8502	1.0221	4.8536	0.9697	0.9499	0.9796
CCB	0.0001	-0.0022	0.0336	0.0368	0.0002	0.0007	0.1264	-0.0011	-0.0053	-0.0014	0.0014	-0.0027
1309329-1L 5X	0.0209	0.0473	1.7882	27.0535	-0.0001	0.0027	191.8742	-0.0019	-0.0191	0.0000	-0.0024	0.0011
1309329-1MS	0.9604	0.9794	76.9763	163.3866	0.4315	0.9371	380.1032	0.4331	-0.0178	0.4417	0.4344	0.4453
1309329-1MSD	0.9504	0.9860	77.7169	162.8313	0.4325	0.9455	372.2798	0.4386	-0.0275	0.4413	0.4372	0.4433
1309329-2	0.0539	0.3036	12.9409	128.4864	0.0014	0.0205	370.2413	-0.0016	-0.0390	-0.0020	-0.0005	-0.0027
1309329-3	-0.0088	0.2952	12.5062	126.8157	0.0007	0.0186	373.6846	-0.0006	-0.0489	-0.0031	-0.0016	-0.0039
1309329-4	-0.0059	0.2964	12.6267	126.7008	-0.0001	0.0188	370.7800	-0.0008	-0.0465	-0.0012	0.0012	-0.0024
1309329-5	0.0178	0.0361	4.0924	0.0589	0.0000	0.0013	46.6415	-0.0013	-0.0267	-0.0015	0.0020	-0.0033
1309329-6	0.0644	0.0094	4.8409	0.0546	0.0015	0.0102	43.7610	0.0001	-0.0003	-0.0011	-0.0014	-0.0009
1309313-9	0.0148	0.0204	6.8446	34.4626	0.0308	0.0045	52.6553	0.0020	0.2377	0.0005	-0.0012	0.0014
1309313-10	0.0234	0.0213	9.4553	42.3982	0.1142	0.0050	64.2946	0.0018	0.1927	-0.0002	0.0000	-0.0003
CCV	19.6038	0.5078	51.1150	48.1596	0.9857	1.0109	50.4462	1.0202	4.7828	0.9645	0.9418	0.9758
CCB	-0.0050	-0.0023	0.0201	0.0311	0.0000	-0.0017	0.1044	-0.0012	-0.0092	0.0004	-0.0018	0.0015
1309313-11	0.0249	0.0193	12.4615	41.1304	0.0019	0.0043	49.8274	0.0020	0.3512	-0.0014	-0.0034	-0.0003
1309313-12	0.1243	0.0167	14.3330	44.0209	0.0361	0.0140	46.5742	0.0034	0.2050	-0.0009	-0.0021	-0.0003
1309315-4	0.0227	0.0073	4.3627	12.0584	0.0014	0.0013	16.0762	0.0007	0.0203	-0.0002	-0.0038	0.0016
1309315-5	0.0215	0.0060	11.1727	10.9388	0.0432	0.0099	9.3228	0.0017	0.0227	-0.0012	-0.0032	-0.0002
1309327-1	7.0148	0.0139	5.9842	22.5030	0.2126	0.0022	35.3536	0.0045	0.2686	0.0084	0.0046	0.0103
1309327-2	7.1591	0.0139	5.9659	22.5452	0.2147	0.0016	35.2637	0.0075	0.2947	0.0083	0.0100	0.0075
1309327-6	0.7488	0.0191	10.0694	23.3454	0.0133	0.0114	129.4169	0.0032	0.1214	-0.0001	0.0007	-0.0003
1309327-7	2.4340	0.0186	11.6492	20.1589	0.0975	0.0093	108.4668	0.0031	0.2212	0.0039	0.0049	0.0033
1309327-10	0.0249	0.0077	4.4128	21.1293	0.0819	0.0020	34.6917	0.0010	0.0827	0.0000	0.0009	-0.0005
1309327-11	0.0349	0.0075	4.3434	20.7835	0.0776	0.0021	34.1887	0.0017	0.0799	-0.0007	-0.0024	0.0002
CCV	19.5252	0.5070	50.9731	47.9697	0.9798	1.0080	51.1475	1.0278	4.7198	0.9630	0.9390	0.9750
CCB	-0.0030	-0.0024	0.0258	0.0319	0.0001	0.0009	0.0848	-0.0019	-0.0040	0.0006	-0.0019	0.0018
1309327-12	0.0006	0.0181	9.6290	22.6177	0.0048	0.0098	126.8050	0.0030	0.0940	0.0008	0.0005	0.0010
1309327-13	0.0015	0.0172	11.2675	19.8581	0.0536	0.0081	108.9830	0.0024	0.1363	-0.0005	-0.0016	0.0000
1309329-1 50X	-0.0051	0.0010	0.1235	2.7293	-0.0004	-0.0034	16.7058	-0.0015	-0.0178	-0.0022	-0.0016	-0.0024
1309329-1D 50X	-0.0047	0.0010	0.1427	2.7759	-0.0003	-0.0011	16.9432	-0.0005	-0.0082	-0.0018	0.0010	-0.0032
1309329-1L 250X	-0.0081	-0.0019	0.0282	0.5535	-0.0004	-0.0021	3.0293	-0.0008	-0.0095	-0.0012	-0.0013	-0.0011
1309329-1MS 50X	0.0141	0.0092	0.8138	3.5374	0.0096	0.0180	17.8861	0.0095	-0.0003	0.0080	0.0077	0.0081
1309329-1MSD 50X	0.0148	0.0095	0.8426	3.5967	0.0097	0.0181	18.0871	0.0100	-0.0069	0.0086	0.0093	0.0083
1309329-2 50X	-0.0076	0.0010	0.1183	2.7816	-0.0004	-0.0009	17.2053	-0.0014	-0.0079	-0.0016	-0.0028	-0.0010
1309329-3 50X	-0.0083	0.0009	0.1088	2.7595	-0.0004	-0.0015	17.0245	-0.0015	-0.0066	-0.0010	-0.0015	-0.0008
1309329-4 50X	-0.0089	0.0010	0.0949	2.7767	-0.0003	-0.0019	17.3386	-0.0015	-0.0055	-0.0001	-0.0021	0.0009
CCV	19.1859	0.5087	50.9518	47.4575	0.9599	0.9981	51.2316	1.0230	4.7428	0.9466	0.9296	0.9550
CCB	-0.0021	-0.0025	-0.0051	0.0319	0.0000	0.0009	0.0821	-0.0017	-0.0024	-0.0005	-0.0013	-0.0001
CC1	0.1914	0.0140	4.0668	5.0289	0.0329	0.0216	4.1689	0.0881	0.1846	0.0067	0.0079	0.0060
IP13A	107.0431	-0.0022	-0.0109	258.5075	0.0013	0.0003	0.0816	0.0010	-0.0032	-0.0005	0.0060	-0.0038
IP13AB	105.0130	1.0717	-0.0132	253.8115	0.4718	0.9670	0.0633	0.9743	0.9425	0.0491	0.0477	0.0498
CCV	19.4297	0.5050	50.8043	47.9981	0.9716	1.0080	51.4254	1.0324	4.7235	0.9511	0.9361	0.9585

Sample Id1	Fe	Li	K	Mg	Mn	Mo	Na	Ni	P	Pb	Pb I	Pb II
CCB	0.0033	-0.0025	0.0106	0.0451	0.0001	-0.0001	0.0795	-0.0020	-0.0029	0.0001	0.0000	0.0002

Sample Id1	S	Sb	Se	Se I	Se II	Si	Sn	Sr	Ti	Tl	U	V
RINSE	0.0063	-0.0017	0.0009	0.0026	0.0001	-0.0048	-0.0003	-0.0013	-0.0019	0.0086	-0.0166	0.0000
RINSE	0.0028	-0.0028	-0.0003	0.0033	-0.0022	-0.0058	-0.0041	-0.0013	-0.0020	-0.0017	-0.0219	0.0000
MIXAHIGH	0.0329	0.0082	-0.0038	0.0130	-0.0122	-0.0257	0.0031	0.0000	0.0010	0.0076	0.1511	-0.0034
MIXBHIGH	0.0188	2.0367	4.9963	4.9963	4.9964	50.0582	10.0468	10.0116	9.9530	4.9636	-0.0689	5.0234
MIXCHIGH	50.0185	0.0080	0.0037	0.0010	0.0051	0.0498	0.0265	-0.0005	0.0138	0.0092	49.5284	-0.0083
ICV	2.5157	0.2470	0.4901	0.4957	0.4872	2.4202	0.4877	0.2521	0.2396	0.2441	2.5396	0.2480
ICB	-0.0128	-0.0006	-0.0006	-0.0041	0.0011	-0.0135	0.0031	0.0003	-0.0013	0.0006	-0.0269	0.0000
CRI	0.1950	0.1183	0.0089	0.0046	0.0110	0.0893	0.1058	0.0212	0.0192	0.0236	0.1914	0.1053
ICSA	0.0118	0.0067	-0.0004	0.0056	-0.0034	-0.0166	0.0110	0.0010	-0.0003	0.0149	0.0782	-0.0019
ICSAB	0.9879	0.5693	0.0425	0.0550	0.0363	0.8793	0.9783	0.9365	0.8995	0.1017	9.6123	0.4647
CCV	5.0011	0.4844	0.9638	0.9643	0.9636	4.7454	0.9878	0.5019	0.4731	0.4913	4.9137	0.4921
CCB	-0.0023	-0.0028	0.0009	-0.0006	0.0017	-0.0128	0.0026	0.0004	-0.0007	0.0037	-0.0157	0.0000
IP130924-1MB	-0.0058	-0.0018	-0.0005	0.0000	-0.0007	0.0008	0.0012	-0.0001	-0.0016	0.0021	-0.0190	-0.0006
IP130924-1LCS	0.0012	-0.0017	-0.0049	-0.0050	-0.0048	-0.0136	0.0059	-0.0007	-0.0019	-0.0007	-0.0208	-0.0004
IP130924-1LCSD	-0.0093	0.0018	-0.0018	-0.0036	-0.0008	-0.0107	0.0077	-0.0007	-0.0020	0.0089	-0.0191	-0.0005
1309204-1	1.4816	-0.0041	0.0030	0.0032	0.0030	0.3152	0.0044	0.0241	0.0180	0.0033	-0.0259	0.0016
1309204-2	0.0858	-0.0006	0.0004	-0.0018	0.0015	0.0133	-0.0016	0.0163	0.0004	-0.0033	-0.0235	-0.0001
1309204-3	0.2020	-0.0011	0.0016	0.0046	0.0001	0.0111	-0.0059	0.0388	0.0006	-0.0070	-0.0239	-0.0002
1309293-1	0.3359	-0.0014	-0.0036	-0.0065	-0.0021	0.0153	-0.0012	0.0354	0.0016	-0.0015	-0.0183	0.0000
1309293-2	0.3570	-0.0012	-0.0012	-0.0054	0.0008	0.0141	0.0016	0.0156	0.0015	0.0004	-0.0227	-0.0002
1309293-3	1.3299	-0.0005	-0.0008	-0.0059	0.0017	0.1762	0.0012	0.0196	0.0136	0.0031	-0.0202	0.0008
MS SPIKE 100X	-0.0058	0.0275	0.0933	0.0966	0.0917	-0.0076	0.4699	0.1030	1.7950	0.0036	-0.0156	0.1004
CCV	4.9268	0.4828	0.9616	0.9745	0.9551	4.6526	0.9736	0.5013	0.4594	0.4948	4.9283	0.4840
CCB	0.0012	-0.0012	-0.0017	-0.0033	-0.0009	-0.0184	0.0035	-0.0001	-0.0017	-0.0029	-0.0147	-0.0002
EX130923-2MB	-0.0164	-0.0028	0.0024	0.0003	0.0035	-0.0024	0.0045	-0.0012	-0.0022	-0.0011	-0.0150	-0.0002
EX130923-2LCS	-0.0093	0.4706	1.8605	1.8337	1.8740	1.0622	0.4992	0.4967	0.4546	2.1669	-0.0340	0.4928
1309247-3	0.0365	0.0014	0.0084	0.0005	0.0123	0.1000	0.0063	0.0897	-0.0018	0.0027	-0.0296	-0.0003
1309247-3D	0.0224	0.0002	0.0025	0.0009	0.0033	0.1046	0.0096	0.0909	-0.0023	0.0003	-0.0250	-0.0004
1309247-3L 5X	-0.0023	0.0001	-0.0006	0.0011	-0.0014	0.0129	0.0045	0.0180	-0.0018	0.0000	-0.0204	-0.0002
1309247-3MS	0.0400	0.4706	1.8578	1.8277	1.8728	1.1579	0.4879	0.5828	0.4425	2.1639	-0.0289	0.4785
1309247-3MSD	0.0365	0.4746	1.8724	1.8293	1.8938	1.1556	0.4884	0.5812	0.4440	2.1689	-0.0323	0.4811
1309247-4	0.0329	0.0002	0.0059	0.0092	0.0043	0.1069	-0.0016	0.0949	-0.0022	-0.0009	-0.0218	-0.0002
F130923-1MB	-0.0199	-0.0006	0.0000	0.0041	-0.0021	-0.0128	0.0021	-0.0012	-0.0018	-0.0005	-0.0245	-0.0005
F130923-1LCS	10.4355	0.5077	2.1238	2.0920	2.1396	1.0646	0.5161	0.5191	0.4708	2.2632	-0.0323	0.5111
CCV	4.9055	0.4843	0.9838	0.9716	0.9899	4.6228	0.9760	0.5024	0.4551	0.5102	4.9124	0.4828
CCB	-0.0023	0.0011	0.0047	0.0018	0.0062	-0.0172	0.0031	-0.0001	-0.0013	0.0030	-0.0218	-0.0003
F130923-1LCSD	10.2184	0.4978	2.0989	2.0606	2.1180	1.0629	0.5100	0.5155	0.4685	2.2219	-0.0262	0.5085
1309158-1	1.6051	-0.0014	0.0035	0.0002	0.0052	4.0901	0.0002	0.4269	-0.0013	0.0049	-0.0414	-0.0010
1309217-2	0.1492	-0.0005	0.0031	0.0034	0.0030	3.3941	0.0054	0.1273	-0.0015	0.0029	-0.0292	-0.0002
1309218-2	1.0161	0.0007	0.0027	0.0022	0.0030	1.4053	0.0031	0.0639	-0.0005	0.0027	-0.0241	-0.0002
1309218-2L 5X	0.1914	0.0002	0.0001	-0.0002	0.0002	0.2719	0.0045	0.0122	-0.0019	0.0055	-0.0172	-0.0004
1309218-2A	1.0337	0.4877	1.9795	1.9592	1.9897	2.5345	0.4888	0.5763	0.4561	2.0841	-0.0315	0.4953
1309218-8	6.3649	-0.0008	0.0088	0.0024	0.0120	0.7886	0.0002	0.0462	0.0007	0.0040	-0.0287	-0.0002
1309218-12	26.4679	0.0161	0.0069	0.0090	0.0058	2.7648	0.0101	0.2239	-0.0009	0.0016	0.0244	-0.0023
1309258-1	3.9397	-0.0011	0.0001	0.0033	-0.0016	9.8524	-0.0021	0.1292	0.0125	0.0020	-0.0106	-0.0001
1309258-1D	3.9326	-0.0011	0.0014	0.0059	-0.0009	10.0140	0.0016	0.1288	0.0149	0.0007	-0.0123	0.0006
CCV	4.8843	0.4848	0.9819	0.9837	0.9810	4.6666	0.9836	0.5027	0.4513	0.5145	4.9179	0.4823
CCB	-0.0234	0.0012	-0.0005	0.0000	-0.0007	-0.0173	0.0077	0.0000	-0.0017	0.0092	-0.0197	-0.0001
1309258-1L 5X	0.7623	-0.0017	-0.0025	-0.0023	-0.0027	1.9303	0.0077	0.0254	0.0010	0.0064	-0.0276	-0.0007
1309258-1MS	14.2082	0.4998	2.0955	2.0750	2.1058	11.1208	0.5067	0.6377	0.4759	2.2374	-0.0182	0.5027

Sample Id1	S	Sb	Se	Se I	Se II	Si	Sn	Sr	Ti	Tl	U	V
1309258-1MSD	13.7546	0.5010	2.0943	2.0850	2.0989	10.9141	0.5076	0.6377	0.4740	2.2478	-0.0222	0.5008
1309279-1	50.3032	0.0015	0.0050	0.0069	0.0040	6.8249	0.0091	0.2910	0.0038	0.0079	-0.0266	0.0008
1309279-2	24.6002	0.0131	0.0010	0.0041	-0.0006	20.5644	0.0141	0.2984	1.3666	-0.0023	-0.0039	0.0208
1309304-1	0.8187	0.0013	0.0025	0.0039	0.0018	0.8031	0.0021	0.0745	0.0021	-0.0030	-0.0224	-0.0004
IP130924-4MB	-0.0199	-0.0012	0.0026	0.0084	-0.0003	-0.0189	0.0021	-0.0001	-0.0015	0.0019	-0.0306	-0.0008
IP130924-4LCS	9.9729	0.4829	1.9802	1.9790	1.9808	1.0949	0.4851	0.4992	0.4428	2.1747	-0.0310	0.4854
1309329-1	519.2564	-0.0012	0.0628	0.0562	0.0661	8.3372	-0.0012	10.5079	0.0009	0.0057	0.1584	0.0022
1309329-1D	523.8995	-0.0023	0.0552	0.0548	0.0554	8.4103	0.0012	10.5887	0.0006	0.0070	0.1621	0.0020
CCV	5.0117	0.4891	0.9841	0.9721	0.9901	4.6941	0.9878	0.5073	0.4517	0.5238	4.9029	0.4870
CCB	0.0188	0.0012	0.0024	0.0074	0.0000	-0.0174	0.0031	0.0007	-0.0013	0.0060	-0.0147	-0.0001
1309329-1L 5X	112.3639	-0.0010	0.0092	0.0129	0.0074	1.7644	-0.0063	2.3375	-0.0011	0.0079	0.0107	-0.0002
1309329-1MS	525.2516	0.4570	2.1037	2.0977	2.1068	9.8579	0.4772	10.9378	0.3926	2.0667	0.1570	0.4321
1309329-1MSD	521.2531	0.4589	2.1283	2.1078	2.1385	9.7061	0.4842	10.8708	0.3928	2.0861	0.1621	0.4342
1309329-2	521.7943	0.0007	0.0635	0.0640	0.0632	8.0926	0.0007	10.7195	-0.0002	0.0147	0.1669	0.0021
1309329-3	516.3033	0.0003	0.0579	0.0606	0.0566	7.5588	-0.0021	10.5861	-0.0025	0.0046	0.1622	0.0021
1309329-4	515.6630	0.0024	0.0527	0.0584	0.0499	7.5972	0.0016	10.5775	-0.0028	0.0129	0.1612	0.0023
1309329-5	5.2949	-0.0003	-0.0017	0.0018	-0.0035	4.3947	-0.0035	0.2458	-0.0014	0.0011	-0.0269	0.0038
1309329-6	6.2975	0.0002	0.0043	0.0060	0.0034	22.5047	0.0035	0.1937	0.0001	0.0023	-0.0201	0.0166
1309313-9	68.4735	-0.0001	0.0033	0.0051	0.0023	6.1334	0.0016	0.9803	-0.0022	0.0029	-0.0042	0.0029
1309313-10	91.2351	-0.0014	0.0058	0.0111	0.0031	8.2080	0.0012	1.2038	-0.0021	-0.0007	0.0029	0.0026
CCV	5.0011	0.4924	0.9750	0.9759	0.9745	4.6660	0.9699	0.5082	0.4454	0.5146	4.9159	0.4830
CCB	0.0118	0.0021	0.0028	0.0072	0.0007	-0.0196	0.0096	0.0006	-0.0016	0.0078	-0.0258	-0.0001
1309313-11	88.1174	0.0025	0.0031	0.0116	-0.0012	6.1910	-0.0002	1.1366	-0.0021	-0.0054	0.0130	0.0022
1309313-12	73.7228	0.0003	0.0009	0.0024	0.0001	5.9579	-0.0007	1.1794	-0.0021	-0.0013	0.0613	0.0024
1309315-4	28.1578	-0.0013	0.0016	-0.0002	0.0025	6.3073	-0.0002	0.3077	-0.0019	-0.0041	-0.0198	0.0020
1309315-5	1.3053	0.0037	0.0001	0.0027	-0.0012	5.3894	-0.0007	0.3905	-0.0023	-0.0035	0.0262	0.0010
1309327-1	42.3083	0.0002	0.0044	0.0081	0.0026	17.0888	0.0038	0.5553	0.1768	0.0016	-0.0177	0.0133
1309327-2	42.5909	0.0016	0.0040	0.0036	0.0042	16.8749	0.0024	0.5552	0.1752	0.0023	-0.0019	0.0136
1309327-6	80.7359	-0.0002	0.0064	0.0111	0.0040	7.6615	0.0016	0.8281	0.0243	-0.0014	-0.0139	0.0031
1309327-7	67.8045	0.0016	0.0039	0.0052	0.0033	11.7776	0.0011	0.7141	0.0827	-0.0032	-0.0101	0.0062
1309327-10	41.8422	-0.0018	0.0048	0.0088	0.0029	5.3350	-0.0035	0.5453	-0.0019	-0.0039	-0.0154	0.0021
1309327-11	41.1673	0.0007	0.0010	0.0031	0.0000	5.2419	-0.0021	0.5330	-0.0017	0.0008	-0.0188	0.0013
CCV	4.9161	0.4875	0.9700	0.9677	0.9712	4.6470	0.9793	0.5066	0.4752	0.5133	4.8990	0.4807
CCB	0.0048	0.0005	0.0009	-0.0018	0.0023	-0.0169	-0.0054	0.0003	-0.0014	0.0082	-0.0208	-0.0002
1309327-12	77.5063	0.0017	0.0051	0.0056	0.0048	5.5304	0.0007	0.8138	-0.0023	-0.0076	-0.0174	0.0015
1309327-13	67.5791	0.0004	0.0051	0.0044	0.0054	5.8983	0.0045	0.7221	-0.0021	-0.0030	-0.0198	0.0017
1309329-1 50X	10.7701	-0.0002	0.0052	0.0082	0.0023	0.1609	-0.0016	0.2325	-0.0019	0.0058	-0.0194	-0.0008
1309329-1D 50X	10.8983	0.0008	-0.0002	0.0039	-0.0037	0.1617	-0.0026	0.2365	-0.0019	0.0053	-0.0157	-0.0001
1309329-1L 250X	2.1273	-0.0018	0.0014	0.0049	-0.0003	0.0171	0.0026	0.0458	-0.0019	0.0007	-0.0241	-0.0006
1309329-1MS 50X	11.1440	0.0090	0.0377	0.0368	0.0382	0.1947	0.0091	0.2465	0.0074	0.0411	-0.0211	0.0093
1309329-1MSD 50X	11.4112	0.0091	0.0371	0.0345	0.0385	0.1953	0.0213	0.2503	0.0079	0.0439	-0.0238	0.0095
1309329-2 50X	10.9944	-0.0017	0.0007	0.0009	0.0007	0.1546	0.0031	0.2387	-0.0019	0.0067	-0.0204	-0.0003
1309329-3 50X	10.9802	0.0043	0.0008	0.0043	-0.0009	0.1458	0.0031	0.2367	-0.0019	0.0004	-0.0204	-0.0003
1309329-4 50X	11.0906	-0.0010	0.0025	0.0043	0.0017	0.1502	0.0063	0.2408	-0.0021	0.0053	-0.0211	-0.0007
CCV	4.8489	0.4831	0.9698	0.9682	0.9706	4.5791	0.9727	0.5053	0.4652	0.5169	4.9037	0.4743
CCB	-0.0023	0.0006	0.0019	0.0019	0.0004	-0.0187	0.0026	0.0003	-0.0016	0.0002	-0.0225	-0.0004
CCV	0.1879	0.1237	0.0126	0.0179	0.0100	0.0834	0.1054	0.0216	0.0194	0.0255	0.1935	0.1049
IP2A	-0.0128	0.0041	0.0014	0.0110	-0.0035	-0.0241	0.0059	0.0010	-0.0003	0.0016	0.0763	0.0000
IP6AB	0.9456	0.5816	0.0403	0.0487	0.0361	0.8578	0.9845	0.9534	0.9054	0.1055	9.6139	0.4633
CCV	4.8843	0.4875	0.9596	0.9617	0.9585	4.6095	0.9784	0.5060	0.4681	0.5242	4.8741	0.4787

Sample Id1	S	Sb	Se	Se I	Se II	Si	Sn	Sp	Ti	Tl	U	V
CCB	-0.0128	-0.0009	-0.0009	-0.0089	0.0030	-0.0225	0.0031	0.0004	-0.0014	0.0000	-0.0204	-0.0001

Sample Id1	Zn	Zr
RINSE	-0.0020	0.0021
RINSE	-0.0027	0.0020
MIXAHIGH	-0.0038	0.0087
MIXBHIGH	10.0307	-0.0115
MIXCHIGH	0.0027	4.9902
ICV	0.4938	0.5008
ICB	0.0015	0.0020
CRI	0.0414	0.0533
ICSA	0.0147	0.0046
ICSAB	0.8727	0.4640
CCV	1.0085	0.9823
CCB	0.0034	0.0027
IP130924-1MB	0.0202	0.0020
IP130924-1LCS	0.0107	0.0012
IP130924-1LCSD	0.0151	0.0012
1309204-1	0.5354	0.0066
1309204-2	0.0766	0.0035
1309204-3	0.1814	0.0040
1309293-1	0.2566	0.0039
1309293-2	0.1950	0.0043
1309293-3	0.7729	0.0055
MS SPIKE 100X	1.9504	0.0035
CCV	0.9637	0.9725
CCB	0.0009	0.0015
EX130923-2MB	0.0020	0.0015
EX130923-2LCS	0.4952	0.0050
1309247-3	0.1713	0.0012
1309247-3D	0.1748	0.0010
1309247-3L 5X	0.0367	0.0011
1309247-3MS	0.6309	0.0020
1309247-3MSD	0.6420	0.0015
1309247-4	0.2275	0.0013
F130923-1MB	-0.0003	0.0012
F130923-1LCS	0.5144	0.0009
CCV	0.9976	0.9710
CCB	0.0013	0.0019
F130923-1LCSD	0.5086	0.0039
1309158-1	0.0085	-0.0001
1309217-2	0.0016	0.0015
1309218-2	0.0085	0.0009
1309218-2L 5X	0.0039	0.0011
1309218-2A	0.4948	0.0008
1309218-8	0.0066	0.0009
1309218-12	0.1175	-0.0072
1309258-1	0.0211	-0.0006
1309258-1D	0.0218	-0.0004
CCV	0.9884	0.9713
CCB	-0.0006	0.0015
1309258-1L 5X	0.0020	0.0011
1309258-1MS	0.5194	0.0029

Sample Id1	Zn	Zr
1309258-1MSD	0.5144	0.0003
1309279-1	0.6217	0.0001
1309279-2	1.5815	-0.0008
1309304-1	1.2646	0.0011
IP130924-4MB	0.0005	0.0009
IP130924-4LCS	0.5688	0.0015
1309329-1	0.0245	-0.0001
1309329-1D	0.0112	0.0000
CCV	0.9842	0.9781
CCB	0.0016	0.0020
1309329-1L 5X	0.0062	0.0013
1309329-1MS	0.4309	0.0031
1309329-1MSD	0.4286	0.0007
1309329-2	0.0032	-0.0001
1309329-3	0.0032	0.0000
1309329-4	0.0016	-0.0003
1309329-5	-0.0022	0.0004
1309329-6	0.0085	-0.0029
1309313-9	0.0039	0.0003
1309313-10	0.0062	-0.0002
CCV	0.9695	0.9752
CCB	0.0020	0.0014
1309313-11	-0.0006	0.0020
1309313-12	0.0634	0.0014
1309315-4	0.0013	0.0006
1309315-5	0.0020	0.0006
1309327-1	0.0237	0.0003
1309327-2	0.0256	0.0005
1309327-6	0.0104	0.0013
1309327-7	0.1675	0.0016
1309327-10	0.0020	0.0005
1309327-11	0.0108	0.0002
CCV	0.9599	0.9737
CCB	0.0016	0.0021
1309327-12	0.0058	0.0029
1309327-13	0.1263	0.0011
1309329-1 50X	0.0001	0.0012
1309329-1D 50X	-0.0003	0.0013
1309329-1L 250X	0.0005	0.0011
1309329-1MS 50X	0.0077	0.0010
1309329-1MSD 50X	0.0104	0.0010
1309329-2 50X	-0.0006	0.0011
1309329-3 50X	0.0013	0.0009
1309329-4 50X	0.0009	0.0008
CCV	0.9360	0.9666
CCB	0.0013	0.0018
CCV	0.0409	0.0539
IPBA	0.0123	0.0045
IPAB	0.8545	0.4658
CCV	0.9480	0.9723

Sample Id1	Zn	Zr
CCB	0.0020	0.0018

Method : Paragon2
 File : 130925A
SampleId1 : BLANK
SampleId2 :
Analysis commenced : 9/25/2013 11:17:50
 Dilution ratio : 1.00000 to 1.00000 Tray :

Printed : 9/25/2013 15:12:50
 [STD]

Position : TUBE1

Raw intensities

	Ag	Al	As	B	Ba	Be	Bi	Ca	Cd
	Reading	Reading	Reading	Reading	Reading	Reading	Reading	Reading	Reading
#1	43.100	112.000	83.000	36.200	12.800	286.100	69.700	34.100	51.000
#2	43.400	111.900	83.800	36.100	13.000	285.200	69.700	34.000	50.600
Mean	43.250	111.950	83.400	36.150	12.900	285.650	69.700	34.050	50.800
%RSD	0.490	0.063	0.678	0.196	1.096	0.223	0.000	0.208	0.557

	Co	Cr	Cu	Fe	K	Li	Mg	Mn	Mo
	Reading	Reading	Reading	Reading	Reading	Reading	Reading	Reading	Reading
#1	48.700	81.800	34.800	24.200	340.900	58.000	47.100	5.500	43.600
#2	49.200	82.600	34.800	24.700	342.000	58.200	47.100	5.500	42.800
Mean	48.950	82.200	34.800	24.450	341.450	58.100	47.100	5.500	43.200
%RSD	0.722	0.688	0.000	1.446	0.228	0.243	0.000	0.000	1.309

	Na	Ni	P	Pb I	Pb II	S	Sb	Se I	Se II
	Reading	Reading	Reading	Reading	Reading	Reading	Reading	Reading	Reading
#1	80.500	92.900	46.600	971.800	303.000	5.500	66.600	200.200	129.800
#2	81.000	95.000	45.900	978.000	307.600	5.300	66.500	203.300	129.000
Mean	80.750	93.950	46.250	974.900	305.300	5.400	66.550	201.750	129.400
%RSD	0.438	1.581	1.070	0.450	1.065	2.619	0.106	1.087	0.437

	Si	Sn	Sr	Ti	Tl	U	V	Zn	Zr
	Reading	Reading	Reading	Reading	Reading	Reading	Reading	Reading	Reading
#1	180.900	35.400	25.000	81.800	87.800	72.900	58.300	10.000	105.000
#2	182.900	35.600	24.900	82.200	89.800	74.100	58.400	10.000	104.400
Mean	181.900	35.500	24.950	82.000	88.800	73.500	58.350	10.000	104.700
%RSD	0.777	0.398	0.283	0.345	1.593	1.154	0.121	0.000	0.405

Pb
 Reading

#1	
#2	
Mean	0.000
%RSD	0.000

Method : Paragon2
 File : 130925A
SampleId1 : RL
SampleId2 :
Analysis commenced : 9/25/2013 11:19:27
 Dilution ratio : 1.00000 to 1.00000 Tray :

Printed : 9/25/2013 15:12:50
 [STD]

Position : TUBE2

Raw intensities

	Ag	Al	As	B	Ba	Be	Bi	Ca	Cd
	Reading	Reading	Reading	Reading	Reading	Reading	Reading	Reading	Reading
#1	47.200	138.900	85.200	101.500	20.800	350.300	73.800	99.800	58.100
#2	47.100	138.600	84.400	100.200	20.800	348.500	73.600	100.400	57.100
Mean	47.150	138.750	84.800	100.850	20.800	349.400	73.700	100.100	57.600
%RSD	0.150	0.153	0.667	0.911	0.000	0.364	0.192	0.424	1.228

	Co	Cr	Cu	Fe	K	Li	Mg	Mn	Mo
	Reading	Reading	Reading	Reading	Reading	Reading	Reading	Reading	Reading
#1	51.700	90.300	38.000	65.400	621.900	415.800	97.200	8.100	54.200
#2	52.000	89.400	37.700	64.600	621.400	417.900	97.000	8.200	54.300
Mean	51.850	89.850	37.850	65.000	621.650	416.850	97.100	8.150	54.250
%RSD	0.409	0.708	0.560	0.870	0.057	0.356	0.146	0.868	0.130

	Na	Ni	P	Pb I	Pb II	S	Sb	Se I	Se II
	Reading	Reading	Reading	Reading	Reading	Reading	Reading	Reading	Reading
#1	1268.200	111.100	59.200	1006.100	319.100	6.300	72.000	202.100	132.400
#2	1273.400	111.700	60.100	991.700	314.400	6.200	71.100	205.500	134.400
Mean	1270.800	111.400	59.650	998.900	316.750	6.250	71.550	203.800	133.400
%RSD	0.289	0.381	1.067	1.019	1.049	1.131	0.889	1.180	1.060

	Si	Sn	Sr	Ti	Tl	U	V	Zn	Zr
	Reading	Reading	Reading	Reading	Reading	Reading	Reading	Reading	Reading
#1	226.000	37.300	185.400	181.100	92.400	93.500	65.300	11.200	140.700
#2	226.300	38.100	186.400	182.200	92.400	93.900	64.800	11.100	140.900
Mean	226.150	37.700	185.900	181.650	92.400	93.700	65.050	11.150	140.800
%RSD	0.094	1.500	0.380	0.428	0.000	0.302	0.544	0.634	0.100

	Pb	Se
	Reading	Reading
#1		
#2		
Mean	0.000	0.000
%RSD	0.000	0.000

Method : Paragon2
 File : 130925A
 SampleId1 : RL2
 SampleId2 :
 Analysis commenced : 9/25/2013 11:21:03
 Dilution ratio : 1.00000 to 1.00000 Tray :

Printed : 9/25/2013 15:12:51
 [STD]

Position : TUBE3

Raw intensities

	Ag	Al	As	B	Ba	Be	Bi	Ca	Cd
	Reading	Reading	Reading	Reading	Reading	Reading	Reading	Reading	Reading
#1	54.800	189.600	93.600	227.000	35.900	464.500	79.000	230.700	70.200
#2	54.300	189.600	90.600	228.200	35.600	465.000	78.600	230.300	71.000
Mean	54.550	189.600	92.100	227.600	35.750	464.750	78.800	230.500	70.600
%RSD	0.648	0.000	2.303	0.373	0.593	0.076	0.359	0.123	0.801

	Co	Cr	Cu	Fe	K	Li	Mg	Mn	Mo
	Reading	Reading	Reading	Reading	Reading	Reading	Reading	Reading	Reading
#1									
#2									
Mean									
%RSD									

Reading	Reading	Reading	Reading	Reading	Reading	Reading	Reading	Reading	Reading
57.200	104.100	42.600	1166.400	1125.300	196.200	12.700	75.200	12.700	75.200
57.600	104.200	42.500	1167.300	1126.000	195.900	12.600	76.900	12.600	76.900
Mean	104.150	42.550	1166.850	1125.650	196.050	12.650	76.050	12.650	76.050
%RSD	0.068	0.166	0.055	0.044	0.108	0.559	1.581	0.559	1.581

Na	Ni	P	Pb I	Pb II	S	Sb	Se I	Se II
Reading	Reading	Reading	Reading	Reading	Reading	Reading	Reading	Reading
3556.600	144.200	83.600	1018.300	328.900	8.200	79.900	205.000	141.700
3566.700	145.800	82.900	1024.100	330.000	8.200	80.600	208.700	143.600
Mean	145.000	83.250	1021.200	329.450	8.200	80.250	206.850	142.650
%RSD	0.780	0.595	0.402	0.236	0.000	0.617	1.265	0.942

Si	Sn	Sr	Ti	Tl	U	V	Zn	Zr
Reading	Reading	Reading	Reading	Reading	Reading	Reading	Reading	Reading
306.900	40.300	446.400	369.900	100.800	133.800	74.800	13.600	221.300
309.900	40.400	445.900	369.500	100.600	134.400	75.600	13.200	220.700
Mean	40.350	446.150	369.700	100.700	134.100	75.200	13.400	221.000
%RSD	0.688	0.079	0.077	0.140	0.316	0.752	2.111	0.192

Pb	Se
Reading	Reading
0.000	0.000
0.000	0.000

#1
#2

Mean	0.000	0.000
%RSD	0.000	0.000

Method : Paragon2 File : 130925A
SampleId1 : B3 **SampleId2 :**
Analysis commenced : 9/25/2013 11:22:40 Tray :
Dilution ratio : 1.00000 to 1.00000

Printed : 9/25/2013 15:12:51
[STD]

Position : TUBE4

Raw intensities

Ag	Al	As	B	Ba	Be	Bi	Ca	Cd
Reading	Reading	Reading	Reading	Reading	Reading	Reading	Reading	Reading
70.400	113.800	107.400	147.300	313.700	712.700	70.500	34.600	260.200
71.100	113.200	105.800	147.600	314.300	711.400	70.500	34.600	261.900
Mean	113.500	106.600	147.450	314.000	712.050	70.500	34.600	261.050
%RSD	0.374	1.061	0.144	0.135	0.129	0.000	0.000	0.460

Co	Cr	Cu	Fe	K	Li	Mg	Mn	Mo
Reading	Reading	Reading	Reading	Reading	Reading	Reading	Reading	Reading
100.800	328.000	126.500	25.000	347.300	59.200	47.900	90.900	133.800
101.000	328.000	126.200	24.800	346.200	59.200	47.700	91.200	134.000
Mean	328.000	126.350	24.900	346.750	59.200	47.800	91.050	133.900
%RSD	0.140	0.168	0.568	0.224	0.000	0.296	0.233	0.106

Na	Ni	P	Pb I	Pb II	S	Sb	Se I	Se II
Reading	Reading	Reading	Reading	Reading	Reading	Reading	Reading	Reading
0.000	0.000	0.168	0.568	0.224	0.000	0.296	0.233	0.106

#1	80.800	346.500	148.300	1275.200	472.100	5.300	76.200	220.000	165.500
#2	79.700	346.300	145.400	1279.300	473.800	5.500	77.300	221.000	165.000
Mean	80.250	346.400	146.850	1277.250	472.950	5.400	76.750	220.500	165.250
%RSD	0.969	0.041	1.396	0.227	0.254	2.619	1.013	0.321	0.214

	Si	Sn	Sr	Ti	Tl	U	V	Zn	Zr
	Reading	Reading	Reading	Reading	Reading	Reading	Reading	Reading	Reading
#1	511.900	47.300	1074.700	884.500	111.200	74.600	160.500	26.000	130.100
#2	512.600	46.600	1077.000	888.900	111.900	74.500	159.300	25.800	125.200
Mean	512.250	46.950	1075.850	886.700	111.550	74.550	159.900	25.900	127.650
%RSD	0.097	1.054	0.151	0.351	0.444	0.095	0.531	0.546	2.714

	Pb	Se
	Reading	Reading
#1	0.000	0.000
#2	0.000	0.000
Mean	0.000	0.000
%RSD	0.000	0.000

Method : Paragon2
 File : 130925A
 SampleId1 : B2
 SampleId2 :
 Analysis commenced : 9/25/2013 11:24:16
 Dilution ratio : 1.00000 to 1.00000 Tray :

Printed : 9/25/2013 15:12:51
 [STD]

Position : TUBE5

Raw intensities

	Ag	Al	As	B	Ba	Be	Bi	Ca	Cd
	Reading	Reading	Reading	Reading	Reading	Reading	Reading	Reading	Reading
#1	315.700	117.800	302.600	1137.400	2978.200	4573.000	73.000	35.400	2162.600
#2	315.100	118.000	302.600	1135.500	2976.700	4576.900	74.900	35.700	2159.300
Mean	315.400	117.900	302.600	1136.450	2977.450	4574.950	73.950	35.550	2160.950
%RSD	0.135	0.120	0.000	0.118	0.036	0.060	1.817	0.597	0.108

	Co	Cr	Cu	Fe	K	Li	Mg	Mn	Mo
	Reading	Reading	Reading	Reading	Reading	Reading	Reading	Reading	Reading
#1	568.800	2548.900	953.000	26.900	355.700	61.000	49.300	863.100	957.000
#2	568.900	2545.500	949.400	27.000	355.000	61.300	49.300	863.100	956.600
Mean	568.850	2547.200	951.200	26.950	355.350	61.150	49.300	863.100	956.800
%RSD	0.012	0.094	0.268	0.262	0.139	0.347	0.000	0.000	0.030

	Na	Ni	P	Pb I	Pb II	S	Sb	Se I	Se II
	Reading	Reading	Reading	Reading	Reading	Reading	Reading	Reading	Reading
#1	82.100	2598.100	1066.800	3926.800	1942.200	5.500	165.000	421.800	478.000
#2	82.100	2589.600	1066.800	3917.500	1989.000	5.400	164.500	424.000	485.100
Mean	82.100	2593.850	1066.800	3922.150	1965.600	5.450	164.750	422.900	481.550
%RSD	0.000	0.232	0.000	0.168	1.684	1.297	0.215	0.368	1.043

	Si	Sn	Sr	Tl	U	V	Zn	Zr
	Reading	Reading	Reading	Reading	Reading	Reading	Reading	Reading
#1	3450.200	147.100	10459.700	8110.800	77.900	1069.500	171.800	140.000

#2 3447.600 146.500 10452.300 8126.600 307.800 78.000 1068.800 171.900 132.900
Mean **3448.900** **146.800** **10456.000** **8118.700** **309.400** **77.950** **1069.150** **171.850** **136.450**
 %RSD 0.053 0.289 0.050 0.138 0.731 0.091 0.046 0.041 3.679

Pb **se**
 Reading Reading

#1
 #2
Mean **0.000**
 %RSD 0.000

Method : Paragon2 File : 130925A Printed : 9/25/2013 15:12:51
SampleId1 : B1 **SampleId2** : [STD]
Analysis commenced : 9/25/2013 11:25:52
 Dilution ratio : 1.00000 to 1.00000 Tray : Position : TUBE6

Raw intensities

	Ag	Al	As	B	Ba	Be	Bi	Ca	Cd
	Reading	Reading	Reading	Reading	Reading	Reading	Reading	Reading	Reading
#1	2697.400	164.700	2178.000	10737.800	28113.000	40969.500	107.700	34.500	19756.400
#2	2719.000	165.700	2197.500	10793.700	28152.400	41381.100	111.200	34.800	19902.600
Mean	2708.200	165.200	2187.750	10765.750	28132.700	41175.300	109.450	34.650	19829.500
%RSD	0.564	0.428	0.630	0.367	0.099	0.707	2.261	0.612	0.521

	Co	Cr	Cu	Fe	K	Li	Mg	Mn	Mo
	Reading	Reading	Reading	Reading	Reading	Reading	Reading	Reading	Reading
#1	5109.200	23765.600	9182.500	41.000	349.900	68.900	57.100	7927.400	8822.500
#2	5152.600	23981.200	9182.100	41.300	354.000	69.800	57.500	8001.200	8881.300
Mean	5130.900	23873.400	9182.300	41.150	351.950	69.350	57.300	7964.300	8851.900
%RSD	0.598	0.639	0.003	0.516	0.824	0.918	0.494	0.655	0.470

	Na	Ni	P	Pb I	Pb II	S	Sb	se I	se II
	Reading	Reading	Reading	Reading	Reading	Reading	Reading	Reading	Reading
#1	100.100	24145.700	9131.500	29523.700	16494.000	6.500	1023.600	2386.100	3542.800
#2	99.700	24355.700	9143.900	29750.500	16601.500	6.900	1030.700	2385.800	3604.800
Mean	99.900	24250.700	9137.700	29637.100	16547.750	6.700	1027.150	2385.950	3573.800
%RSD	0.283	0.612	0.096	0.541	0.459	4.222	0.489	0.009	1.227

	Si	Sn	Sr	Ti	Tl	U	V	Zn	Zr
	Reading	Reading	Reading	Reading	Reading	Reading	Reading	Reading	Reading
#1	31289.500	1118.400	93435.500	78103.900	2252.500	93.200	9907.300	1525.300	159.500
#2	31511.800	1124.800	93604.300	78609.300	2265.000	94.200	9978.100	1550.600	156.900
Mean	31400.650	1121.600	93519.900	78356.600	2258.750	93.700	9942.700	1537.950	158.200
%RSD	0.501	0.403	0.128	0.456	0.391	0.755	0.504	1.163	1.162

Pb **se**
 Reading Reading

#1
 #2

Mean 0.000 0.000ser: STEVE WORKMAN
 %RSD 0.000

Method : Paragon2 File : 130925A
 SampleId1 : A5 SampleId2 :
 Analysis commenced : 9/25/2013 11:27:28
 Dilution ratio : 1.00000 to 1.00000 Tray :

Printed : 9/25/2013 15:12:51
 [STD]

Position : TUBE7

Raw intensities

	Ag	Al	As	B	Ba	Be	Bi	Ca	Cd
	Reading	Reading	Reading	Reading	Reading	Reading	Reading	Reading	Reading
#1	45.000	1042.300	87.300	54.000	17.700	293.500	71.600	1313.600	55.600
#2	45.300	1049.400	86.000	50.900	16.600	290.700	69.700	1311.300	54.900
Mean	45.150	1045.850	86.650	52.450	17.150	292.100	70.650	1312.450	55.250
%RSD	0.470	0.480	1.061	4.179	4.535	0.678	1.902	0.124	0.896

	Co	Cr	Cu	Fe	K	Li	Mg	Mn	Mo
	Reading	Reading	Reading	Reading	Reading	Reading	Reading	Reading	Reading
#1	50.800	90.600	36.200	1342.000	1044.200	2068.400	976.900	7.100	58.200
#2	50.600	88.700	36.000	1340.600	1048.500	2082.800	977.500	6.900	53.300
Mean	50.700	89.650	36.100	1341.300	1046.350	2075.600	977.200	7.000	55.750
%RSD	0.279	1.499	0.392	0.074	0.291	0.491	0.043	2.020	6.215

	Na	Ni	P	Pb I	Pb II	S	Sb	Se I	Se II
	Reading	Reading	Reading	Reading	Reading	Reading	Reading	Reading	Reading
#1	2032.400	99.800	49.600	1018.700	329.200	5.200	71.400	208.100	136.100
#2	2051.700	99.700	48.700	1004.100	324.800	5.300	71.200	204.500	136.800
Mean	2042.050	99.750	49.150	1011.400	327.000	5.250	71.300	206.300	136.450
%RSD	0.668	0.071	1.295	1.021	0.951	1.347	0.198	1.234	0.363

	Si	Sr	Ti	Tl	V	Zn	Zr
	Reading	Reading	Reading	Reading	Reading	Reading	Reading
#1	215.500	37.000	41.300	93.000	63.400	10.700	109.300
#2	205.100	37.300	37.300	91.600	62.500	10.400	109.000
Mean	210.300	37.150	39.300	92.300	62.950	10.550	109.150
%RSD	3.497	0.571	7.197	1.073	1.011	2.011	0.194

	Pb	Se
	Reading	Reading
#1		
#2		
Mean	0.000	0.000
%RSD	0.000	0.000

Method : Paragon2 File : 130925A
 SampleId1 : A4 SampleId2 :
 Analysis commenced : 9/25/2013 11:29:05
 Dilution ratio : 1.00000 to 1.00000 Tray :

Printed : 9/25/2013 15:12:51
 [STD]

Position : TUBE8

	Ag	Al	As	B	Ba	Be	Bi	Ca	Cd
Reading	9371.300	94.900	49.600	14.400	293.500	71.400	12203.300	54.900	
#1	48.800	94.300	49.100	14.100	293.300	71.100	12148.100	55.500	
#2	48.000	94.600	49.350	14.250	293.400	71.250	12175.700	55.200	
Mean	1.169	0.460	0.448	1.489	0.048	0.298	0.321	0.769	
%RSD									

	Co	Cr	Cu	Fe	K	Li	Mg	Mn	Mo
Reading	101.000	12233.800	8957.400	26501.100	8897.100	8.900	54.900		
#1	52.500	12221.400	9047.600	26820.200	8935.600	8.900	55.600		
#2	51.900	12227.600	9002.500	26660.650	8916.350	8.900	55.250		
Mean	0.813	0.072	0.708	0.846	0.305	0.000	0.896		
%RSD									

	Na	Ni	P	Pb I	Pb II	S	Sb	Se I	Se II
Reading	102.100	1140.700	355.500	5.600	90.000	230.700	153.000		
#1	23011.000	1126.800	362.200	5.500	87.400	232.300	154.400		
#2	23237.500	1133.750	358.850	5.550	88.700	231.500	153.700		
Mean	0.693	0.867	1.320	1.274	2.073	0.489	0.644		
%RSD									

	Si	Sn	Sr	Ti	Tl	U	V	Zn	Zr
Reading	207.200	40.900	34.200	122.100	105.200	71.900	122.000		
#1	205.700	40.700	33.800	120.700	104.100	70.800	121.100		
#2	206.450	40.800	34.000	121.400	104.650	71.350	121.550		
Mean	0.514	0.347	0.832	0.815	0.743	1.090	0.524		
%RSD									

	Pb	Se
Reading		
#1		
#2		
Mean	0.000	0.000
%RSD	0.000	0.000

Method : Paragon2 File : 130925A Printed : 9/25/2013 15:12:52

SampleId1 : A3 SampleId2 : [STD]

Analysis commenced : 9/25/2013 11:30:41

Dilution ratio : 1.00000 to 1.00000 Tray : Position : TUBE9

Raw intensities

	Ag	Al	As	B	Ba	Be	Bi	Ca	Cd
Reading	18352.700	105.200	52.000	14.600	300.800	74.800	23516.000	59.400	
#1	49.600	105.000	51.600	14.600	300.300	73.600	23474.800	60.200	
#2	50.050	105.100	51.800	14.600	300.550	74.200	23495.400	59.800	
Mean	1.272	0.378	0.118	0.000	1.144	0.124	0.946		
%RSD									

	Co	Cr	Cu	Fe	K	Li	Mg	Mn	Mo
	Reading	Reading	Reading	Reading	Reading	Reading	Reading	Reading	Reading
#1	54.900	107.100	37.200	23052.700	18141.400	57267.800	17254.200	11.700	63.400
#2	55.000	107.400	37.400	23053.300	18237.200	57617.200	17300.600	11.700	64.100
Mean	54.950	107.250	37.300	23053.000	18189.300	57442.500	17277.400	11.700	63.750
%RSD	0.129	0.198	0.379	0.002	0.372	0.430	0.190	0.000	0.776

	Na	Ni	P	Pb I	Pb II	S	Sb	Se I	Se II
	Reading	Reading	Reading	Reading	Reading	Reading	Reading	Reading	Reading
#1	45035.400	105.000	52.300	1282.500	404.800	5.700	109.200	267.200	179.500
#2	45227.600	105.600	52.700	1285.000	404.900	5.700	110.100	269.400	178.400
Mean	45131.500	105.300	52.500	1283.750	404.850	5.700	109.650	268.300	178.950
%RSD	0.301	0.403	0.539	0.138	0.017	0.000	0.580	0.580	0.435

	Si	Sn	Sr	Ti	Tl	U	V	Zn	Zr
	Reading	Reading	Reading	Reading	Reading	Reading	Reading	Reading	Reading
#1	215.700	44.700	39.400	128.200	115.400	129.300	79.400	15.400	129.000
#2	216.000	45.600	39.400	128.500	119.800	128.000	78.900	15.600	128.500
Mean	215.850	45.150	39.400	128.350	117.600	128.650	79.150	15.500	128.750
%RSD	0.098	1.410	0.000	0.165	2.646	0.715	0.447	0.912	0.275

	Pb	Se
	Reading	Reading
#1	0.000	0.000
#2	0.000	0.000
Mean	0.000	0.000
%RSD	0.000	0.000

	Ag	Al	As	B	Ba	Be	Bi	Ca	Cd
	Reading	Reading	Reading	Reading	Reading	Reading	Reading	Reading	Reading
#1	51.400	35640.800	126.800	57.600	15.500	313.300	77.000	44257.500	66.700
#2	51.800	35535.200	126.900	57.300	15.400	311.200	77.300	44225.000	67.200
Mean	51.600	35588.000	126.850	57.450	15.450	312.250	77.150	44241.250	66.950
%RSD	0.548	0.210	0.056	0.369	0.458	0.476	0.275	0.052	0.528

	Co	Cr	Cu	Fe	K	Li	Mg	Mn	Mo
	Reading	Reading	Reading	Reading	Reading	Reading	Reading	Reading	Reading
#1	59.900	118.400	38.700	41713.900	35622.300	122031.200	33081.100	17.100	82.500
#2	60.700	118.000	38.800	41720.000	35534.000	121587.400	32983.900	17.100	82.600
Mean	60.300	118.200	38.750	41716.950	35578.150	121809.300	33032.500	17.100	82.550
%RSD	0.938	0.239	0.182	0.010	0.175	0.258	0.208	0.000	0.086

Method : Paragon2 File : 130925A
 SampleId1 : A2 SampleId2 :
 Analysis commenced : 9/25/2013 11:32:18
 Dilution ratio : 1.00000 to 1.00000 Tray :

Printed : 9/25/2013 15:12:52
 [STD]
 Position : TUBE10

Raw intensities

	Na	Ni	P	Pb I	Pb II	S	Sb	Se I	Se II
	Reading	Reading	Reading	Reading	Reading	Reading	Reading	Reading	Reading
#1	82853.600	114.300	57.400	1569.600	490.700	6.500	150.800	334.900	221.100
#2	82431.300	112.000	57.000	1577.300	491.400	6.500	148.900	333.300	223.200
Mean	82642.450	113.150	57.200	1573.450	491.050	6.500	149.850	334.100	222.150
%RSD	0.361	1.437	0.494	0.346	0.101	0.000	0.897	0.339	0.668

	Si	Sn	Sr	Ti	Tl	U	V	Zn	Zr
	Reading	Reading	Reading	Reading	Reading	Reading	Reading	Reading	Reading
#1	231.200	53.600	49.800	143.700	144.100	167.300	90.900	20.200	139.000
#2	229.900	53.300	49.800	142.400	141.500	165.900	92.100	20.500	139.100
Mean	230.550	53.450	49.800	143.050	142.800	166.600	91.500	20.350	139.050
%RSD	0.399	0.397	0.000	0.643	1.287	0.594	0.927	1.042	0.051

	Pb	Se
	Reading	Reading
#1		
#2		
Mean	0.000	0.000
%RSD	0.000	0.000

Method : Paragon2
 File : 130925A
 SampleId1 : Al
 SampleId2 :
 Analysis commenced : 9/25/2013 11:33:54
 Dilution ratio : 1.00000 to 1.00000 Tray :

Printed : 9/25/2013 15:12:52
 [STD]

Position : TUBE11

Raw intensities

	Ag	Al	As	B	Ba	Be	Bi	Ca	Cd
	Reading	Reading	Reading	Reading	Reading	Reading	Reading	Reading	Reading
#1	56.600	79840.600	188.300	79.500	18.300	340.900	85.500	95280.100	85.000
#2	55.800	79786.500	184.000	78.300	18.300	338.500	86.800	95061.800	84.200
Mean	56.200	79813.550	186.150	78.900	18.300	339.700	86.150	95170.950	84.600
%RSD	1.007	0.048	1.633	1.075	0.000	0.500	1.067	0.162	0.669

	Co	Cr	Cu	Fe	K	Li	Mg	Mn	Mo
	Reading	Reading	Reading	Reading	Reading	Reading	Reading	Reading	Reading
#1	75.900	142.100	43.200	81488.700	79433.300	310637.400	74122.700	32.000	135.900
#2	75.500	142.600	43.000	81398.800	79370.300	310346.400	74122.800	32.100	137.200
Mean	75.700	142.350	43.100	81443.750	79401.800	310491.900	74122.750	32.050	136.550
%RSD	0.374	0.248	0.328	0.078	0.056	0.066	0.000	0.221	0.673

	Na	Ni	P	Pb I	Pb II	S	Sb	Se I	Se II
	Reading	Reading	Reading	Reading	Reading	Reading	Reading	Reading	Reading
#1	155828.800	134.600	71.400	2397.500	753.900	7.900	269.000	516.400	352.700
#2	155002.200	135.100	72.000	2396.700	756.300	8.100	269.100	515.900	356.600
Mean	155415.500	134.850	71.700	2397.100	755.100	8.000	269.050	516.150	354.650
%RSD	0.376	0.262	0.592	0.024	0.225	1.768	0.026	0.068	0.778

	Si	Sr	Tl	U	V	Zn	Zr
	Reading	Reading	Reading	Reading	Reading	Reading	Reading
#1							
#2							
Mean							
%RSD							

Reading	Reading	Reading	Reading	Reading	Reading	Reading	Reading	Reading	Reading
264.400	77.200	78.200	187.100	222.700	267.100	125.000	35.800	164.300	
263.500	76.600	78.000	184.900	228.800	267.300	126.200	35.700	163.700	
263.950	76.900	78.100	186.000	225.750	267.200	125.600	35.750	164.000	
%RSD	0.241	0.552	0.181	1.911	0.053	0.676	0.198	0.259	

Pb	Se
Reading	Reading

#1	
#2	
Mean	0.000
%RSD	0.000

Method : Paragon2 File : 130925A
SampleId1 : C3 **SampleId2 :**
Analysis commenced : 9/25/2013 11:35:31
Dilution ratio : 1.00000 to 1.00000 Tray :

Printed : 9/25/2013 15:12:52
[STD]

Position : TUBE12

Raw intensities

Ag	Al	As	B	Ba	Be	Bi	Ca	Cd
Reading	Reading	Reading	Reading	Reading	Reading	Reading	Reading	Reading
45.300	130.200	85.500	39.100	13.000	291.000	92.500	55.900	50.600
44.400	127.600	84.400	39.300	13.000	290.600	92.500	52.500	51.500
44.850	128.900	84.950	39.200	13.000	290.800	92.500	54.200	51.050
%RSD	1.419	0.916	0.361	0.000	0.097	0.000	4.436	1.247

Co	Cr	Cu	Fe	K	Li	Mg	Mn	Mo
Reading	Reading	Reading	Reading	Reading	Reading	Reading	Reading	Reading
48.900	86.300	35.400	55.600	361.300	92.100	66.400	5.700	43.100
48.900	86.400	34.800	48.200	355.000	86.300	64.100	5.700	44.200
48.900	86.350	35.100	51.900	358.150	89.200	65.250	5.700	43.650
%RSD	0.000	1.209	10.082	1.244	4.598	2.492	0.000	1.782

Na	Ni	P	Pb I	Pb II	S	Sb	Se I	Se II
Reading	Reading	Reading	Reading	Reading	Reading	Reading	Reading	Reading
126.800	97.400	47.200	988.700	309.700	12.500	68.100	201.800	129.600
119.000	95.800	46.500	981.300	312.900	12.400	67.200	199.500	128.400
122.900	96.600	46.850	985.000	311.300	12.450	67.650	200.650	129.000
%RSD	4.488	1.057	0.531	0.727	0.568	0.941	0.811	0.658

Si	Sn	Ti	Tl	V	Zn
Reading	Reading	Reading	Reading	Reading	Reading
185.200	36.600	86.900	90.100	60.400	10.000
185.800	36.300	87.100	89.800	59.800	10.000
185.500	36.450	87.000	89.950	60.100	10.000
%RSD	0.229	0.582	0.236	0.706	0.000

Pb	Se
Reading	Reading

--	--

ser: STEVE WORKMAN

#1
#2
Mean 0.000
%RSD 0.000

Method : Paragon2
File : 130925A
sampleId1 : C2
sampleId2 :
Analysis commenced : 9/25/2013 11:37:07
Dilution ratio : 1.00000 to 1.00000 Tray :

Printed : 9/25/2013 15:12:52
[STD]

Position : TUBE13

Raw intensities

	Ag	Al	As	B	Ba	Be	Bi	Ca	Cd
	Reading	Reading	Reading	Reading	Reading	Reading	Reading	Reading	Reading
#1	62.400	130.800	84.800	42.900	13.300	317.000	301.300	46.800	52.000
#2	62.400	129.800	85.600	42.800	13.200	315.500	300.200	45.700	52.400
Mean	62.400	130.300	85.200	42.850	13.250	316.250	300.750	46.250	52.200
%RSD	0.000	0.543	0.664	0.165	0.534	0.335	0.259	1.682	0.542

	Co	Cr	Cu	Fe	K	Li	Mg	Mn	Mo
	Reading	Reading	Reading	Reading	Reading	Reading	Reading	Reading	Reading
#1	51.200	124.300	41.100	35.400	352.600	69.200	84.400	7.000	43.700
#2	51.400	124.900	41.200	34.200	350.700	67.200	83.800	7.100	43.200
Mean	51.300	124.600	41.150	34.800	351.650	68.200	84.100	7.050	43.450
%RSD	0.276	0.341	0.172	2.438	0.382	2.074	0.504	1.003	0.814

	Na	Ni	P	Pb I	Pb II	s	sb	se I	se II
	Reading	Reading	Reading	Reading	Reading	Reading	Reading	Reading	Reading
#1	98.000	101.400	47.100	1034.200	327.600	78.600	69.000	204.300	132.700
#2	95.100	103.100	49.000	1035.800	325.800	78.100	68.800	199.800	132.000
Mean	96.550	102.250	48.050	1035.000	326.700	78.350	68.900	202.050	132.350
%RSD	2.124	1.176	2.796	0.109	0.390	0.451	0.205	1.575	0.374

	Si	Sn	Sr	Ti	Tl	U	V	Zn	Zr
	Reading	Reading	Reading	Reading	Reading	Reading	Reading	Reading	Reading
#1	213.600	36.900	28.800	108.500	93.500	890.800	72.600	10.700	3110.400
#2	213.000	37.600	28.600	108.200	89.600	891.700	72.100	10.400	3132.200
Mean	213.300	37.250	28.700	108.350	91.550	891.250	72.350	10.550	3121.300
%RSD	0.199	1.329	0.493	0.196	3.012	0.071	0.489	2.011	0.494

#1
#2
Mean 0.000
%RSD 0.000

Method : Paragon2
File : 130925A
sampleId1 : C1
sampleId2 :
Analysis commenced : 9/25/2013 11:38:44

Printed : 9/25/2013 15:12:52
[STD]

Dilution ratio : 1.00000 to 1.00000 Tray : Position : TUBE14

Raw intensities

#1	Ag	Reading	235.400	Al	Reading	247.400	As	Reading	90.800	B	Reading	76.700	Ba	Reading	14.200	Be	Reading	547.700	Bi	Reading	2367.000	Ca	Reading	98.400	Cd	Reading	66.300
#2			236.100			246.000			90.100			79.600			14.200			544.200			2374.000			98.100		66.300	
Mean			235.750			246.700			90.450			78.150			14.200			545.950			2370.500			98.250		66.300	
%RSD			0.210			0.401			0.547			2.624			0.000			0.453			0.209			0.216		0.000	
#1	Co	Reading	70.000	Cr	Reading	485.700	Cu	Reading	94.500	Fe	Reading	69.300	K	Reading	355.400	Li	Reading	71.200	Mg	Reading	378.900	Mn	Reading	18.000	Mo	Reading	47.900
#2			69.700			487.000			95.000			68.700			356.000			70.800			378.800			18.000		47.500	
Mean			69.850			486.350			94.750			69.000			355.700			71.000			378.850			18.000		47.700	
%RSD			0.304			0.189			0.373			0.615			0.119			0.398			0.019			0.000		0.593	
#1	Na	Reading	98.800	Ni	Reading	140.700	P	Reading	58.000	Pb I	Reading	1410.800	Pb II	Reading	470.600	S	Reading	712.800	Sb	Reading	77.300	Se I	Reading	224.200	Se II	Reading	140.700
#2			98.100			138.500			58.500			1415.300			477.400			719.300			76.700			222.300		141.700	
Mean			98.450			139.600			58.250			1413.050			474.000			716.050			77.000			223.250		141.200	
%RSD			0.503			1.114			0.607			0.225			1.014			0.642			0.551			0.602		0.501	
#1	Si	Reading	470.300	Sn	Reading	40.800	Sr	Reading	46.800	Ti	Reading	313.500	Tl	Reading	102.600	U	Reading	8143.400	V	Reading	184.300	Zn	Reading	11.400	Zr	Reading	30516.400
#2			471.900			40.900			46.800			314.300			103.800			8158.000			185.900			11.300		30549.200	
Mean			471.100			40.850			46.800			313.900			103.200			8150.700			185.100			11.350		30532.800	
%RSD			0.240			0.173			0.000			0.180			0.822			0.127			0.611			0.623		0.076	
#1	Pb	Reading		Se	Reading																						
#2																											
Mean			0.000			0.000																					
%RSD			0.000			0.000																					

Method report Paragon2

Line calibration information

Analyte	Reporting name	C0	C1	C2	C3	Correlation coefficient	Low limit	High limit	Date of last regression
Ag 328.068	Ag	-0.0003882	0.0007764	0.0	0	1.0000	0.400	2527.700	9/25/2013 11:40:05
Al 308.215	Al	-0.4220321	0.005289	0.0000000	0	0.99733	72.950	74171.850	9/25/2013 11:40:06
As 189.042/2	As	0.011477	0.0025386	0.0000001	0	1.0000	-5.000	1859.500	9/25/2013 11:40:06
B 249.678/2	B	-0.0154859	0.0010655	0.0	0	1.0000	2.150	9183.500	9/25/2013 11:40:06
Ba 493.409	Ba	-0.0016406	0.0003901	0.0	0	1.0000	2.100	24164.400	9/25/2013 11:40:06
Be 313.042	Be	-0.0070509	0.0000233	0.0	0	1.0000	285.650	41175.300	9/25/2013 11:40:06
Bi 223.061	Bi	-0.0004419	0.0026386	0.0	0	1.0000	-0.350	1894.200	9/25/2013 11:40:06
Ca 317.933	Ca	-0.0106484	0.0040753	0.0000000	0	1.0000	15.900	91106.850	9/25/2013 11:40:06
Cd 226.502/2	Cd	-0.000763	0.000285	0.0	0	1.0000	2.300	16287.850	9/25/2013 11:40:06
Co 228.616	Co	0.0004116	0.0009878	0.0	0	1.0000	-0.750	4943.000	9/25/2013 11:40:07
Cr 267.716	Cr	-0.0003317	0.0004115	0.0	0	1.0000	0.200	23374.300	9/25/2013 11:40:07
Cu 324.753	Cu	-0.016077	0.0011949	0.0	0	1.0000	12.900	8366.250	9/25/2013 11:40:07
Fe 259.94	Fe	-0.0173311	0.0014694	0.0000000	0	0.99932	5.750	79860.500	9/25/2013 11:40:07
K 766.491	K	-0.6292168	0.0026194	0.0	0	0.99995	341.450	79401.800	9/25/2013 11:40:07
Li 670.784	Li	-0.0046363	0.0000347	0.0	0	0.9978	58.100	310491.900	9/25/2013 11:40:07
Mg 279.078	Mg	0.0095775	0.0057359	0.0000000	0	1.0000	0.050	72036.700	9/25/2013 11:40:07
Mn 257.610	Mn	-0.0007302	0.0011754	0.0000000	0	1.0000	0.150	7827.350	9/25/2013 11:40:08
Mo 202.030/2	Mo	-0.00305	0.0012176	0.0	0	1.0000	0.750	7880.750	9/25/2013 11:40:08
Na 588.995	Na	0.3531129	0.0004952	0.0	0	0.99979	80.750	155415.500	9/25/2013 11:40:08
Ni 231.604	Ni	-0.0032226	0.0004945	0.0	0	1.0000	2.700	19498.450	9/25/2013 11:40:08
P 178.287/2	P	-0.004767	0.0049222	0.0000001	0	1.0000	-0.350	8903.150	9/25/2013 11:40:08
Pb 220.351	Pb I	0.0017727	0.0003533	0.0	0	1.0000	-14.150	27540.550	9/25/2013 11:40:08
Pb 220.352/2	Pb II	-0.0041864	0.0006324	0.0	0	1.0000	4.600	15544.650	9/25/2013 11:40:08
S 182.04/2	S	-0.0727222	0.0704352	0.0000025	0	1.0000	0.950	693.650	9/25/2013 11:40:08
Sb 206.838/2	Sb	-0.0024108	0.0024886	0.0000001	0	1.0000	1.450	790.300	9/25/2013 11:40:09
Se 196.021	Se I	0.0047292	0.0023231	0.0000000	0	1.0000	-0.300	2103.450	9/25/2013 11:40:09
Se 196.021/2	Se II	-0.0038417	0.0014668	0.0	0	1.0000	1.450	3346.200	9/25/2013 11:40:09
Si 288.158	Si	-0.1728506	0.0015522	0.0	0	1.0000	102.450	56968.550	9/25/2013 11:40:09
Sn 189.989	Sn	0.0039908	0.0093849	0.0000002	0	1.0000	-1.050	9709.750	9/25/2013 11:40:09
Sr 421.552	Sr	-0.0046412	0.0001114	0.0	0	1.0000	7.600	170730.050	9/25/2013 11:40:09

Method report Paragon2

Ti 334.941	Ti	-0.0011573	0.0001287	0.0	0	1.0000	-6.050	102281.250	9/25/2013 11:40:09
Tl 190.864/2	Tl	0.0130633	0.0026136	0.0000000	0	1.0000	-6.250	1863.250	9/25/2013 11:40:10
U 385.958	U	-0.02043	0.0064629	0.0	0	1.0000	-0.050	7690.050	9/25/2013 11:40:10
V 292.402	V	-0.0006242	0.0005082	0.0	0	1.0000	0.700	9611.350	9/25/2013 11:40:10
Zn 206.2	Zn	-0.0014033	0.0067693	0.0000003	0	1.0000	0.000	1385.850	9/25/2013 11:40:10
Zr 339.198	Zr	0.0008377	0.0001714	0.0	0	1.0000	3.000	29398.350	9/25/2013 11:40:11

Method : Paragon2
 File : 130925A
sampleId1 : MIXAHIGH
sampleId2 :
Analysis commenced : 9/25/2013 11:41:50
 Dilution ratio : 1.00000 to 1.00000 Tray :

Printed : 9/25/2013 15:20:23
 [CV]

Position : TUBE11

Final concentrations

	Ag	Al	As	B	Ba	Be	Bi	Ca	Cd
	ppm	ppm	ppm	ppm	ppm	ppm	ppm	ppm	ppm
#1	-0.00115	504.63557	-0.00223	-0.01037	-0.00039	0.00089	0.00777	495.76744	0.00085
#2	-0.00138	507.72680	0.00234	-0.01122	-0.00035	0.00086	0.00513	495.59750	0.00085
Mean	-0.00127	506.18119	0.00005	-0.01080	-0.00037	0.00088	0.00645	495.68247	0.00085
%RSD	12.72022	0.43183	5884.96774	5.58234	7.39990	1.98927	28.97570	0.02424	0.23348

	Co	Cr	Cu	Fe	K	Li	Mg	Mn	Mo
	ppm	ppm	ppm	ppm	ppm	ppm	ppm	ppm	ppm
#1	0.00594	-0.00093	-0.00465	197.11548	248.85851	9.96464	497.03612	0.00479	-0.00244
#2	0.00485	-0.00195	-0.00525	197.33535	250.19405	10.00762	498.68609	0.00456	-0.00061
Mean	0.00540	-0.00144	-0.00495	197.22541	249.52628	9.98613	497.86110	0.00468	-0.00153
%RSD	14.22485	50.34749	8.52684	0.07883	0.37846	0.30435	0.23434	3.55461	84.51640

	Na	Ni	P	Pb I	Pb II	S	Sb	Se I	Se II
	ppm	ppm	ppm	ppm	ppm	ppm	ppm	ppm	ppm
#1	150.47780	0.00266	0.01443	-0.00133	-0.00314	0.02589	0.01276	0.03061	-0.01217
#2	150.11676	0.00133	0.01886	-0.00369	0.00804	0.03998	0.00357	-0.00471	-0.01213
Mean	150.29728	0.00199	0.01665	-0.00251	0.00245	0.03294	0.00816	0.01295	-0.01215
%RSD	0.16986	47.33762	18.82061	66.39553	322.81776	30.24659	79.65750	192.82556	0.18902

	Si	Sn	Sr	Ti	Tl	U	V	Zn	Zr
	ppm	ppm	ppm	ppm	ppm	ppm	ppm	ppm	ppm
#1	-0.02418	0.00211	-0.00001	0.00117	0.00851	0.15278	-0.00283	-0.00682	0.00910
#2	-0.02713	0.00399	0.00001	0.00081	0.00665	0.14938	-0.00390	-0.00073	0.00835
Mean	-0.02566	0.00305	0.00000	0.00099	0.00758	0.15108	-0.00336	-0.00377	0.00873
%RSD	8.10670	43.50777	1751.09743	25.67756	17.31892	1.59120	22.40238	114.19025	6.10622

	Pb	se
	calc	calc
#1	-0.00254	0.00208
#2	0.00413	-0.00966
Mean	0.00080	-0.00379
%RSD	591.85139	218.88016

Method : Paragon2
 File : 130925A
sampleId1 : MIXBHIGH
sampleId2 :
Analysis commenced : 9/25/2013 11:43:27
 Dilution ratio : 1.00000 to 1.00000 Tray :

Printed : 9/25/2013 15:20:23
 [CV]

Position : TUBE6

Final concentrations

	Ag	Al	As	B	Ba	Be	Bi	Ca	Cd
#1	2.01549	0.14347	5.08205	10.05827	10.03056	0.98626	0.00615	0.15361	5.02471
#2	2.00905	0.11906	5.03111	10.04064	10.03038	0.98721	-0.00026	0.13119	5.01072
Mean	2.01227	0.13126	5.05658	10.04945	10.03047	0.98674	0.00294	0.14240	5.01771
%RSD	0.22650	13.14826	0.71232	0.12406	0.00123	0.06829	153.86270	11.13316	0.19707

	Co	Cr	Cu	Fe	K	Li	Mg	Mn	Mo
#1	5.01225	10.03185	10.05405	0.03852	0.35454	-0.00064	0.08587	9.99386	10.08662
#2	5.01410	10.05198	10.02179	0.02514	0.34771	-0.00096	0.06636	10.00435	10.08186
Mean	5.01317	10.04191	10.03792	0.03183	0.35113	-0.00080	0.07612	9.99910	10.08424
%RSD	0.02601	0.14176	0.22727	29.71821	1.37415	27.66939	18.11830	0.07417	0.03337

	Na	Ni	P	Pb I	Pb II	S	Sb	Se I	Se II
#1	0.43233	10.13069	50.16759	10.05974	10.00809	0.01885	2.03943	5.02192	4.93907
#2	0.42677	10.09643	50.22822	10.04597	10.09152	0.01885	2.03392	4.97072	5.05366
Mean	0.42955	10.11356	50.19791	10.05285	10.04981	0.01885	2.03667	4.99632	4.99636
%RSD	0.91478	0.23952	0.08541	0.09682	0.58703	0.00000	0.19130	0.72464	1.62182

	Si	Sn	Sr	Ti	Tl	U	V	Zn	Zr
#1	50.06030	10.04186	10.01997	9.94842	4.98614	-0.06441	5.02585	10.00728	-0.01145
#2	50.05601	10.05175	10.00326	9.95766	4.94096	-0.07344	5.02097	10.05405	-0.01152
Mean	50.05816	10.04680	10.01161	9.95304	4.96355	-0.06893	5.02341	10.03066	-0.01149
%RSD	0.00605	0.06958	0.11808	0.06564	0.64358	9.27175	0.06860	0.32969	0.41869

	Pb	Se
	calc	
#1	10.02529	4.96666
#2	10.07635	5.02604
Mean	10.05082	4.99635
%RSD	0.35926	0.84045

Method : Paragon2
 File : 130925A
sampleId1 : MIXCHIGH
sampleId2 :
 Analysis commenced : 9/25/2013 11:45:03
 Dilution ratio : 1.00000 to 1.00000 Tray :

Printed : 9/25/2013 15:20:23
 [CV]

Position : TUBE14

Final concentrations

	Ag	Al	As	B	Ba	Be	Bi	Ca	Cd
#1	0.00630	1.02548	0.00082	0.01680	0.00023	0.00086	5.00232	0.13037	0.00083
#2	0.00489	1.01636	-0.00071	0.01499	0.00008	0.00083	5.00014	0.12222	-0.00025
Mean	0.00560	1.02092	0.00005	0.01590	0.00015	0.00085	5.00123	0.12630	0.00029
%RSD	17.82958	0.63132	1963.65207	8.05889	71.70743	2.18255	0.03078	4.56442	260.55055

	Co	Cr	Cu	Fe	K	Li	Mg	Mn	Mo
#1	0.00630	1.02548	0.00082	0.01680	0.00023	0.00086	5.00232	0.13037	0.00083
#2	0.00489	1.01636	-0.00071	0.01499	0.00008	0.00083	5.00014	0.12222	-0.00025
Mean	0.00560	1.02092	0.00005	0.01590	0.00015	0.00085	5.00123	0.12630	0.00029
%RSD	17.82958	0.63132	1963.65207	8.05889	71.70743	2.18255	0.03078	4.56442	260.55055

#1	0.00670	ppm	-0.00482	ppm	0.01562	ppm	-0.00822	ppm	0.33564	ppm	-0.00192	ppm	0.00691	ppm	0.01120
#2	0.00513		-0.00903		0.01521		-0.01028		0.34010		-0.00197		0.00656		0.01083
Mean	0.00591		-0.00693		0.01541		-0.00925		0.33787		-0.00195		0.00673		0.01101
%RSD	18.85922		42.96990		1.89914		15.72811		0.93370		2.11291		3.70320		2.34540

	Na	Ni	P	Pb I	Pb II	S	Sb	Se I	Se II
	ppm	ppm	ppm	ppm	ppm	ppm	ppm	ppm	ppm
#1	0.40604	0.00528	0.05480	-0.03134	0.03288	50.09981	0.00513	0.00604	0.00832
#2	0.40505	0.00330	0.04397	-0.02908	0.02918	49.93714	0.01087	-0.00408	0.00186
Mean	0.40554	0.00429	0.04939	-0.03021	0.03103	50.01848	0.00800	0.00098	0.00509
%RSD	0.17292	32.57423	15.50985	5.28957	8.42561	0.22996	50.68994	726.71865	89.61443

	Si	Sn	Sr	Ti	Tl	U	V	Zn	Zr
	ppm	ppm	ppm	ppm	ppm	ppm	ppm	ppm	ppm
#1	0.06075	0.02744	-0.00044	0.01455	0.01323	49.64228	-0.00790	0.00334	4.99814
#2	0.03877	0.02556	-0.00055	0.01299	0.00526	49.41450	-0.00877	0.00198	4.98232
Mean	0.04976	0.02650	-0.00050	0.01377	0.00924	49.52839	-0.00834	0.00266	4.99023
%RSD	31.23681	5.00419	15.90436	7.99950	60.99648	0.32520	7.38296	36.01384	0.22414

	Pb	Se
	calc	calc
#1	0.01149	0.00756
#2	0.00978	-0.00011
Mean	0.01064	0.00372
%RSD	11.39201	145.72575

Method : Paragon2
File : 130925A
SampleId1 : ICV
SampleId2 :
Analysis commenced : 9/25/2013 11:54:03
Dilution ratio : 1.00000 to 1.00000 Tray :

Printed : 9/25/2013 15:20:24
[CV]

Position : STD5

Final concentrations

	Ag	Al	As	B	Ba	Be	Bi	Ca	Cd
	ppm	ppm	ppm	ppm	ppm	ppm	ppm	ppm	ppm
#1	0.09886	23.82288	0.26133	0.49966	0.49602	0.24255	0.25968	24.59601	0.24647
#2	0.09817	23.86786	0.26216	0.50102	0.49466	0.24208	0.25257	24.48828	0.24661
Mean	0.09851	23.84537	0.26174	0.50034	0.49534	0.24231	0.25612	24.54214	0.24654
%RSD	0.49241	0.13339	0.22310	0.19130	0.19431	0.13884	1.96266	0.31038	0.04101

	Co	Cr	Cu	Fe	K	Li	Mg	Mn	Mo
	ppm	ppm	ppm	ppm	ppm	ppm	ppm	ppm	ppm
#1	0.25549	0.48777	0.50743	10.02648	24.76313	0.23896	24.54624	0.49137	0.49031
#2	0.25411	0.48596	0.50870	10.00865	24.81515	0.23922	24.50922	0.48972	0.48172
Mean	0.25480	0.48687	0.50806	10.01756	24.78914	0.23909	24.52773	0.49055	0.48602
%RSD	0.38312	0.26216	0.17674	0.12590	0.14838	0.07441	0.10674	0.23716	1.25028

	Na	Ni	P	Pb I	Pb II	S	Sb	Se I	Se II
	ppm	ppm	ppm	ppm	ppm	ppm	ppm	ppm	ppm

#1	24.25411	0.50323	2.46901	0.47975	0.47983	2.50859	0.24466	0.49657	0.47830
#2	24.23368	0.49933	2.49761	0.48406	0.48872	2.52271	0.24937	0.49492	0.49612
Mean	24.24389	0.50128	2.48331	0.48191	0.48428	2.51565	0.24701	0.49575	0.48721
%RSD	0.05959	0.54940	0.81432	0.63202	1.29727	0.39700	1.34765	0.23440	2.58552

	Si	Sn	Sr	Ti	Tl	U	V	Zn	Zr
	ppm	ppm	ppm	ppm	ppm	ppm	ppm	ppm	ppm
#1	2.41985	0.49239	0.25248	0.23944	0.25420	2.54801	0.24856	0.49486	0.50111
#2	2.42046	0.48298	0.25179	0.23968	0.23400	2.53110	0.24753	0.49265	0.50051
Mean	2.42016	0.48768	0.25213	0.23956	0.24410	2.53956	0.24805	0.49375	0.50081
%RSD	0.01795	1.36445	0.19524	0.07230	5.85043	0.47067	0.29409	0.31633	0.08459

	Pb	Se
	calc	calc
#1	0.47981	0.48439
#2	0.48717	0.49572
Mean	0.48349	0.49005
%RSD	1.07647	1.63558

Method : Paragon2
 File : 130925A
SampleId1 : ICB
SampleId2 :
Analysis commenced : 9/25/2013 11:58:13
 Dilution ratio : 1.00000 to 1.00000 Tray :

Printed : 9/25/2013 15:20:24
 [CB]
 Position : STD2

Final concentrations

	Ag	Al	As	B	Ba	Be	Bi	Ca	Cd
	ppm	ppm	ppm	ppm	ppm	ppm	ppm	ppm	ppm
#1	-0.00007	0.04274	0.00119	-0.00761	-0.00049	-0.00002	-0.00324	0.12997	0.00038
#2	-0.00053	0.03993	-0.00013	-0.00671	-0.00057	-0.00005	-0.00045	0.12671	0.00012
Mean	-0.00030	0.04134	0.00053	-0.00716	-0.00053	-0.00003	-0.00185	0.12834	0.00025
%RSD	109.46698	4.82130	176.57703	8.89612	10.87439	67.82173	106.85938	1.79678	72.21127

	Co	Cr	Cu	Fe	K	Li	Mg	Mn	Mo
	ppm	ppm	ppm	ppm	ppm	ppm	ppm	ppm	ppm
#1	-0.00086	0.00145	-0.00026	0.00422	0.03647	-0.00222	0.03596	0.00040	0.00040
#2	-0.00054	0.00097	0.00000	0.00422	0.02830	-0.00224	0.03768	0.00015	-0.00139
Mean	-0.00070	0.00121	-0.00013	0.00422	0.03239	-0.00223	0.03682	0.00027	-0.00049
%RSD	32.21678	28.31214	136.16672	0.00000	17.84230	0.46902	3.30443	64.77703	255.62774

	Na	Ni	P	Pb I	Pb II	S	Sb	Se I	Se II
	ppm	ppm	ppm	ppm	ppm	ppm	ppm	ppm	ppm
#1	0.08588	-0.00023	-0.00007	-0.00063	0.00311	-0.01637	-0.00167	-0.00040	-0.00017
#2	0.08572	-0.00060	-0.01051	-0.00169	0.00222	-0.00933	0.00056	-0.00783	0.00247
Mean	0.08580	-0.00042	-0.00529	-0.00116	0.00267	-0.01285	-0.00055	-0.00411	0.00115
%RSD	0.13848	62.32752	139.63160	64.86206	23.47312	38.75996	286.30150	127.78326	162.82966

#2	-0.01436	0.00118	0.00026	-0.00138	0.00155	-0.02787	-0.00008	0.00152	0.00185
Mean	-0.01348	0.00305	0.00028	-0.00129	0.00064	-0.02686	-0.00003	0.00152	0.00196
%RSD	9.28184	86.91553	9.09927	9.91000	202.36776	5.34152	260.23289	0.00000	8.01524

	Pb	Se
	calc	calc
#1	0.00186	-0.00025
#2	0.00092	-0.00096
Mean	0.00139	-0.00061
%RSD	47.92485	83.49357

Method : Paragon2 File : 130925A Printed : 9/25/2013 15:20:24

SampleId1 : CRI SampleId2 :

Analysis commenced : 9/25/2013 11:59:48

Dilution ratio : 1.00000 to 1.00000 Tray :

[CV]

Position : STD6

Final concentrations

	Ag	Al	As	B	Ba	Be	Bi	Ca	Cd
	ppm	ppm	ppm	ppm	ppm	ppm	ppm	ppm	ppm
#1	0.02055	0.39192	0.00646	0.40268	0.41929	0.01133	0.05107	5.08669	0.01185
#2	0.02024	0.39130	0.01966	0.40155	0.42053	0.01130	0.04472	5.07887	0.01111
Mean	0.02039	0.39161	0.01306	0.40211	0.41991	0.01132	0.04789	5.08278	0.01148
%RSD	1.08042	0.11169	71.42941	0.19827	0.20820	0.17401	9.37030	0.10874	4.55540

	Co	Cr	Cu	Fe	K	Li	Mg	Mn	Mo
	ppm	ppm	ppm	ppm	ppm	ppm	ppm	ppm	ppm
#1	0.10605	0.02237	0.05319	0.19504	4.08357	0.01457	5.07760	0.03230	0.02084
#2	0.10403	0.02162	0.05357	0.19520	4.08577	0.01457	5.06261	0.03242	0.01918
Mean	0.10504	0.02199	0.05338	0.19512	4.08467	0.01457	5.07010	0.03236	0.02001
%RSD	1.35330	2.40344	0.50448	0.05592	0.03800	0.00000	0.20906	0.27448	5.86943

	Na	Ni	P	Pb I	Pb II	S	Sb	Se I	Se II
	ppm	ppm	ppm	ppm	ppm	ppm	ppm	ppm	ppm
#1	4.10001	0.08424	0.19954	0.00546	0.00817	0.20201	0.11597	0.00089	0.01364
#2	4.09412	0.08151	0.21104	0.00373	0.00754	0.18792	0.12070	0.00833	0.00836
Mean	4.09706	0.08287	0.20529	0.00460	0.00785	0.19497	0.11834	0.00461	0.01100
%RSD	0.10173	2.32850	3.96197	26.64665	5.66987	5.11046	2.82758	113.99540	33.94813

	Si	Sn	Sr	Ti	Tl	U	V	Zn	Zr
	ppm	ppm	ppm	ppm	ppm	ppm	ppm	ppm	ppm
#1	0.08918	0.10723	0.02116	0.01910	0.02046	0.19381	0.10542	0.04252	0.05281
#2	0.08950	0.10441	0.02114	0.01930	0.02674	0.18908	0.10510	0.04033	0.05389
Mean	0.08934	0.10582	0.02115	0.01920	0.02360	0.19144	0.10526	0.04143	0.05335
%RSD	0.24946	1.88251	0.08121	0.75879	18.79208	1.74867	0.21781	3.75000	1.43111

	Pb	Se
	calc	calc
#1	0.00727	0.00940
#2	0.00627	0.00835

Mean 0.00677 0.00887ser: STEVE WORKMAN
 %RSD 10.41533 8.35160

Method : Paragon2 File : 130925A
 SampleId1 : ICSA SampleId2 :
 Analysis commenced : 9/25/2013 12:01:21
 Dilution ratio : 1.00000 to 1.00000 Tray :

Printed : 9/25/2013 15:20:24
 [ICSAB]

Position : STD3

Final concentrations

	Ag	Al	As	B	Ba	Be	Bi	Ca	Cd	Co	Cr	Cu	Fe	K	Li	Mg	Mn	Mo	Na	Ni	P	Pb I	Pb II	S	Sb	Se I	Se II	Si	Sn	Sr	Ti	Tl	U	V	Zn	Zr
#1	-0.00100	268.23679	0.00884	-0.01267	-0.00094	0.00045	0.00744	263.65832	0.00101	0.00369	0.00037	-0.00193	111.99832	0.02176	-0.00204	264.92705	0.00329	-0.00254	0.07418	0.00066	0.01769	0.00527	-0.00105	0.00476	0.00429	0.01662	0.01681	0.01713	0.00094	0.00840	0.07525	0.01690	0.00461			
#2	-0.00007	269.41375	0.00119	-0.01200	-0.00090	0.00045	0.00440	264.00109	0.00023	0.00295	0.00032	-0.00193	112.24872	0.02067	-0.00206	265.55326	0.00304	-0.00394	0.07384	0.00103	-0.00686	0.00564	0.00022	0.01885	0.00901	-0.00544	-0.01649	0.00493	0.00096	0.08115	0.01250	0.00456				
Mean	-0.00054	268.82527	0.00501	-0.01233	-0.00092	0.00045	0.00592	263.82971	0.00062	0.00332	0.00034	-0.00193	112.12352	0.02122	-0.00205	265.24015	0.00316	-0.00324	0.07401	0.00084	0.00542	0.00546	-0.00041	0.01180	0.00665	0.00559	-0.01665	0.01103	0.00095	0.07820	0.01470	0.00459				
%RSD	121.87279	0.30958	107.91653	3.87138	3.14199	0.79865	36.37690	0.09187	88.41874	15.75589	9.88866	0.06063	0.15791	3.63109	0.63754	0.16694	5.61585	30.65538	0.32099	30.82331	320.40539	4.71954	218.34459	84.39632	50.17303	279.18636	1.33027	78.21377	61.86937	5.33090	37.89306	21.12766	30.91843			

	Pb	Se
#1	0.00106	calc
#2	0.00203	0.00274
Mean	0.00154	-0.00043
%RSD	44.44713	1037.77934

Method : Paragon2 File : 130925A
 SampleId1 : ICSAB SampleId2 :
 Analysis commenced : 9/25/2013 12:02:59
 Dilution ratio : 1.00000 to 1.00000 Tray :

Printed : 9/25/2013 15:20:24
 [ICSAB]

Position : STD4

	Ag	Al	As	B	Ba	Be	Bi	Ca	Cd
	ppm	ppm	ppm	ppm	ppm	ppm	ppm	ppm	ppm
#1	0.19686	262.23458	0.10366	0.94870	0.48023	0.44795	0.49172	253.81115	0.97619
#2	0.19773	261.48458	0.09467	0.94339	0.47734	0.44995	0.49475	255.46058	0.97710
Mean	0.19729	261.85958	0.09916	0.94604	0.47878	0.44895	0.49324	254.63586	0.97665
%RSD	0.31168	0.20252	6.40957	0.39702	0.42635	0.31455	0.43539	0.45803	0.06605

	Co	Cr	Cu	Fe	K	Li	Mg	Mn	Mo
	ppm	ppm	ppm	ppm	ppm	ppm	ppm	ppm	ppm
#1	0.47766	0.46006	0.52480	108.08925	0.00705	1.10134	257.26641	0.46277	0.91559
#2	0.47945	0.46189	0.52227	108.77668	0.01468	1.09362	257.34074	0.46530	0.91418
Mean	0.47856	0.46097	0.52353	108.43296	0.01087	1.09748	257.30357	0.46404	0.91488
%RSD	0.26548	0.28124	0.34078	0.44828	49.62672	0.49705	0.02043	0.38554	0.10942

	Na	Ni	P	Pb I	Pb II	s	sb	se I	se II
	ppm	ppm	ppm	ppm	ppm	ppm	ppm	ppm	ppm
#1	0.05436	0.91482	0.98344	0.04650	0.04987	0.99143	0.57560	0.05012	0.03631
#2	0.05430	0.91672	1.00024	0.04196	0.05179	0.98437	0.56301	0.05987	0.03626
Mean	0.05433	0.91577	0.99184	0.04423	0.05083	0.98790	0.56930	0.05499	0.03629
%RSD	0.07285	0.14672	1.19814	7.25332	2.67467	0.50470	1.56334	12.53124	0.08755

	Si	Sn	Sr	Ti	Tl	U	V	Zn	Zr
	ppm	ppm	ppm	ppm	ppm	ppm	ppm	ppm	ppm
#1	0.88023	0.97785	0.93876	0.89836	0.10564	9.62512	0.46483	0.86825	0.46323
#2	0.87830	0.97879	0.93423	0.90068	0.09772	9.59952	0.46452	0.87712	0.46470
Mean	0.87926	0.97832	0.93650	0.89952	0.10168	9.61232	0.46468	0.87269	0.46397
%RSD	0.15491	0.06800	0.34189	0.18206	5.50631	0.18836	0.04807	0.71913	0.22439

	Pb	Se
	calc	calc
#1	0.04875	0.04091
#2	0.04852	0.04412
Mean	0.04863	0.04252
%RSD	0.33219	5.34790

Method : Paragon2 File : 130925A
 SampleId1 : CCV SampleId2 :
 Analysis commenced : 9/25/2013 12:04:36
 Dilution ratio : 1.00000 to 1.00000 Tray :

Printed : 9/25/2013 15:20:24
 [CV]

Position : STD1

Final concentrations

	Ag	Al	AS	B	Ba	Be	Bi	Ca	Cd
	ppm	ppm	ppm	ppm	ppm	ppm	ppm	ppm	ppm
#1	0.19955	49.46841	0.49214	1.00318	0.96293	0.48013	0.50246	49.83387	0.50433
#2	0.19827	50.25104	0.50627	1.00815	0.97579	0.48031	0.51266	49.55033	0.50364
Mean	0.19891	49.85973	0.49920	1.00567	0.96936	0.48022	0.50756	49.69210	0.50398
%RSD	0.45528	1.110993	2.00227	0.34973	0.93785	0.02657	1.42184	0.40347	0.09766

	Co	Cr	Cu	Fe	K	Li	Mg	Mn	Mo
#1	0.50908	0.96954	1.00438	20.25219	50.88031	0.51718	48.75533	0.97087	0.97622
#2	0.50622	0.96631	1.01829	20.23926	51.72975	0.52762	49.13303	0.97074	0.97223
Mean	0.50765	0.96793	1.01134	20.24573	51.30503	0.52240	48.94418	0.97081	0.97423
%RSD	0.39777	0.23547	0.97252	0.04515	1.17074	1.41382	0.54568	0.00929	0.28971

	Na	Ni	P	Pb I	Pb II	S	Sb	se I	se II
#1	50.79809	0.99581	4.86995	0.95828	0.96084	4.97631	0.48405	0.96703	0.94576
#2	51.52806	0.99132	4.88122	0.95891	0.97878	5.02587	0.48479	0.96166	0.98137
Mean	51.16308	0.99356	4.87559	0.95859	0.96981	5.00109	0.48442	0.96435	0.96357
%RSD	1.00886	0.31947	0.16343	0.04601	1.30794	0.70071	0.10823	0.39376	2.61375

	Si	Sn	Sr	Ti	Tl	U	V	Zn	Zr
#1	4.72570	0.98307	0.50004	0.47188	0.49358	4.89713	0.49172	1.01407	0.98096
#2	4.76513	0.99250	0.50377	0.47441	0.48912	4.93032	0.49242	1.00296	0.98358
Mean	4.74542	0.98778	0.50191	0.47315	0.49135	4.91373	0.49207	1.00851	0.98227
%RSD	0.58758	0.67528	0.52608	0.37811	0.64174	0.47757	0.09986	0.77909	0.18891

	Pb	Se
#1	0.95999	calc
#2	0.97216	0.95284
Mean	0.96607	0.96383
%RSD	0.89097	1.61171

Method : Paragon2 File : 130925A
 SampleId1 : CCB SampleId2 :
 Analysis commenced : 9/25/2013 12:06:14
 Dilution ratio : 1.00000 to 1.00000 Tray :

Printed : 9/25/2013 15:20:25
 [CB]

Position : STD2

Final concentrations

	Ag	Al	As	B	Ba	Be	Bi	Ca	Cd
#1	-0.00054	0.06741	0.00066	-0.00581	-0.00021	0.00018	0.00006	0.15606	0.00018
#2	-0.00024	0.06255	0.00330	-0.00412	-0.00029	0.00017	0.00235	0.15320	0.00004
Mean	-0.00039	0.06498	0.00198	-0.00496	-0.00025	0.00017	0.00120	0.15463	0.00011
%RSD	55.04255	5.28483	94.25372	24.05814	23.55077	2.86608	134.43988	1.30491	88.72385

	Co	Cr	Cu	Fe	K	Li	Mg	Mn	Mo
#1	-0.00075	0.00114	0.00012	0.01916	0.04873	-0.00216	0.05891	0.00053	0.00295
#2	-0.00033	0.00144	-0.00001	0.01639	0.04846	-0.00221	0.05948	0.00065	0.00155
Mean	-0.00054	0.00129	0.00005	0.01777	0.04860	-0.00219	0.05919	0.00059	0.00225
%RSD	55.48905	16.48709	167.21775	11.02784	0.39639	1.43561	0.68522	15.09885	44.12594

	Na	Ni	P	Pb I	Pb II	S	Sb	Se I	Se II
	ppm	ppm	ppm	ppm	ppm	ppm	ppm	ppm	ppm
#1	0.09860	0.00118	0.01038	-0.00285	0.00089	0.00476	-0.00464	-0.00481	0.00306
#2	0.09563	-0.00097	-0.00059	-0.00042	0.00101	-0.00933	-0.00091	0.00356	0.00027
Mean	0.09712	0.00011	0.00489	-0.00164	0.00095	-0.00228	-0.00278	-0.00062	0.00166
%RSD	2.16183	1408.32397	158.44499	105.07647	8.70337	436.07020	94.86772	949.99115	118.61237

	Si	Sn	Sr	Ti	Tl	U	V	Zn	Zr
	ppm	ppm	ppm	ppm	ppm	ppm	ppm	ppm	ppm
#1	-0.01307	0.00024	0.00046	-0.00062	0.00419	-0.02180	-0.00019	0.00445	0.00266
#2	-0.01244	0.00493	0.00042	-0.00072	0.00314	-0.00962	0.00014	0.00226	0.00273
Mean	-0.01275	0.00258	0.00044	-0.00067	0.00367	-0.01571	-0.00003	0.00335	0.00269
%RSD	3.50235	128.41446	5.84177	10.90085	20.09999	54.80282	877.10638	46.29045	1.79846

	Pb	Se
	calc	calc
#1	-0.00035	0.00044
#2	0.00053	0.00136
Mean	0.00009	0.00090
%RSD	700.22923	72.81848

Method : Paragon2
 File : 130925A
 SampleId1 : IP130924-1MB
 SampleId2 :
 Analysis commenced : 9/25/2013 12:07:51
 Dilution ratio : 1.00000 to 1.00000 Tray :

Printed : 9/25/2013 15:20:25
 [SAMPLE]

Position : TUBE1

Final concentrations

	Ag	Al	As	B	Ba	Be	Bi	Ca	Cd
	ppm	ppm	ppm	ppm	ppm	ppm	ppm	ppm	ppm
#1	-0.00139	0.01311	-0.00145	-0.00896	-0.00086	-0.00008	-0.00477	0.08839	0.00028
#2	-0.00093	0.00771	0.00040	-0.00828	-0.00070	-0.00017	0.00158	0.08921	0.00015
Mean	-0.00116	0.01041	-0.00053	-0.00862	-0.00078	-0.00012	-0.00159	0.08880	0.00021
%RSD	27.70593	36.68006	247.76972	5.53954	14.88252	51.37617	281.91333	0.64916	43.14687

	Co	Cr	Cu	Fe	K	Li	Mg	Mn	Mo
	ppm	ppm	ppm	ppm	ppm	ppm	ppm	ppm	ppm
#1	-0.00138	0.00030	-0.00013	0.38471	-0.02536	-0.00263	0.01875	0.00090	-0.00011
#2	-0.00107	0.00016	-0.00039	0.38672	-0.01610	-0.00261	0.01875	0.00103	0.00180
Mean	-0.00123	0.00023	-0.00026	0.38571	-0.02073	-0.00262	0.01875	0.00096	0.00085
%RSD	18.30240	43.10575	69.79121	0.36847	31.59000	0.69956	0.00000	9.20335	160.04246

	Na	Ni	P	Pb I	Pb II	S	Sb	Se I	Se II
	ppm	ppm	ppm	ppm	ppm	ppm	ppm	ppm	ppm
#1	0.06696	0.00087	0.00568	-0.00480	0.00453	0.00476	-0.00067	-0.00295	-0.00276
#2	0.06651	-0.00097	0.00516	0.00184	0.00028	-0.01637	-0.00290	0.00286	0.00135
Mean	0.06673	-0.00005	0.00542	-0.00148	0.00240	-0.00581	-0.00178	-0.00004	-0.00070
%RSD	0.47460	2628.79784	6.81768	317.79603	124.97093	257.34614	88.29671	9294.62210	412.46100

	Si	Sn	Sr	Ti	Tl	U	V	Zn	Zr
	ppm	ppm	ppm	ppm	ppm	ppm	ppm	ppm	ppm
#1	0.06696	0.00087	0.00568	-0.00480	0.00453	0.00476	-0.00067	-0.00295	-0.00276
#2	0.06651	-0.00097	0.00516	0.00184	0.00028	-0.01637	-0.00290	0.00286	0.00135
Mean	0.06673	-0.00005	0.00542	-0.00148	0.00240	-0.00581	-0.00178	-0.00004	-0.00070
%RSD	0.47460	2628.79784	6.81768	317.79603	124.97093	257.34614	88.29671	9294.62210	412.46100

#1	-0.00058	0.00305	ppm	-0.00012	ppm	0.00091	ppm	-0.02613	ppm	0.01983	ppm	0.00175
#2	0.00215	-0.00070	ppm	-0.00011	ppm	0.00327	ppm	-0.01193	ppm	0.02056	ppm	0.00221
Mean	0.00079	0.00118	ppm	-0.00012	ppm	0.00209	ppm	-0.01903	ppm	0.02019	ppm	0.00198
%RSD	244.88159	225.47942		7.29965		79.95486		52.75473		88.91463		16.53145

	Pb	se
	calc	calc
#1	0.00142	-0.00282
#2	0.00080	0.00185
Mean	0.00111	-0.00048
%RSD	39.56063	682.63345

Method : Paragon2
 File : 130925A
 SampleId1 : IP130924-1LCS
 SampleId2 : [SAMPLE]
 Analysis commenced : 9/25/2013 12:23:37
 Dilution ratio : 1.00000 to 1.00000 Tray :

Position : TUBE2

Final concentrations

#1	-0.00084	-0.03132	ppm	0.00040	ppm	-0.00086	ppm	0.00511	ppm	0.05904	ppm	-0.00041
#2	-0.00022	-0.03907	ppm	-0.00066	ppm	-0.00074	ppm	0.00506	ppm	0.05864	ppm	-0.00035
Mean	-0.00053	-0.03520	ppm	-0.00013	ppm	-0.00080	ppm	0.00508	ppm	0.05884	ppm	-0.00038
%RSD	81.82867	15.56036		568.26067		10.87576		0.69497		0.48981		12.36947

#1	-0.00096	-0.00058	ppm	-0.00140	ppm	-0.00629	ppm	0.00843	ppm	-0.00048	ppm	-0.00049
#2	-0.00075	-0.00080	ppm	-0.00115	ppm	-0.00856	ppm	-0.00257	ppm	-0.00060	ppm	-0.00279
Mean	-0.00085	-0.00069	ppm	-0.00127	ppm	-0.00840	ppm	-0.00258	ppm	-0.00054	ppm	-0.00164
%RSD	17.50410	22.84852		13.99155		2.59131		353.35155		16.38030		98.87544

#1	0.04306	-0.00097	ppm	0.00098	ppm	-0.00025	ppm	0.00476	ppm	-0.00829	ppm	-0.00575
#2	0.04322	-0.00065	ppm	-0.00947	ppm	-0.00171	ppm	-0.00228	ppm	-0.00068	ppm	-0.00384
Mean	0.04314	-0.00081	ppm	-0.00424	ppm	-0.00073	ppm	0.00124	ppm	-0.00167	ppm	-0.00480
%RSD	0.27519	27.47550		173.99018		88.59095		402.47667		83.72500		28.11202

#1	-0.01388	0.00305	ppm	-0.00067	ppm	0.00625	ppm	-0.02313	ppm	0.01031	ppm	0.00117
#2	-0.01341	0.00869	ppm	-0.00069	ppm	-0.00760	ppm	-0.01839	ppm	0.01104	ppm	0.00123
Mean	-0.01365	0.00587	ppm	-0.00068	ppm	-0.00068	ppm	-0.02076	ppm	0.01067	ppm	0.00120
%RSD	2.43497	67.83035		2.51696		1445.67282		16.12405		4.84925		4.03439

Pb	se
calc	calc

#1 -0.00008 -0.00060 **ser: STEVE WORKMAN**
 #2 -0.00224 -0.00316
Mean -0.00116 -0.00488
 %RSD 131.28072 49.85421

Method : Paragon2 File : 130925A
sampleId1 : IP130924-1LCSD sampleId2 :
Analysis commenced : 9/25/2013 12:25:09
 Dilution ratio : 1.00000 to 1.00000 Tray :

Printed : 9/25/2013 15:20:25
[SAMPLE]
 Position : TUBE3

Final concentrations

	Ag	Al	As	B	Ba	Be	Bi	Ca	Cd	Co	Cr	Cu	Fe	K	Li	Mg	Mn	Mo	Na	Ni	P	Pb I	Pb II	S	Sb	Se I	Se II	Sn	Ti	Tl	U	V	Zn	Zr
#1	-0.00046	-0.03181	-0.00251	-0.00581	-0.00078	0.00520	-0.00172	0.06149	-0.00013	-0.00033	0.00025	-0.00064	-0.00794	-0.00738	-0.00258	0.01302	-0.00060	-0.00228	0.04395	-0.00196	-0.00059	-0.00080	-0.00095	-0.00933	0.00380	-0.00783	-0.00032	-0.01117	0.00681	0.00390	-0.01840	0.01616	0.00122	
#2	-0.00038	-0.03126	0.00013	-0.00794	-0.00082	0.00517	0.00005	0.06067	-0.00009	-0.00033	-0.00023	-0.00089	-0.00856	-0.00766	-0.00256	0.00728	-0.00048	-0.00177	0.04384	-0.00118	-0.00111	-0.00288	-0.00405	-0.00933	-0.00018	0.00054	-0.00135	-0.01020	0.00869	-0.01975	0.01397	0.00123		
Mean	-0.00042	-0.03154	-0.00119	-0.00688	-0.00080	0.00518	-0.00083	0.06108	-0.00011	-0.00033	0.00001	-0.00077	-0.00825	-0.00752	-0.00257	0.01015	-0.00054	-0.00203	0.04389	-0.00157	-0.00085	-0.00184	-0.00250	-0.00933	0.00181	-0.00364	-0.00084	0.00775	0.00886	-0.01907	0.01507	0.00123		
%RSD	13.26782	1.21680	157.21411	21.99299	3.62525	0.44857	150.74372	0.94367	27.33705	0.03599	2802.50114	23.30862	5.27937	2.56161	0.30542	39.95527	16.38030	17.81937	0.18031	35.42423	43.42936	80.02226	87.60667	155.51413	162.22040	86.89600	6.38117	17.13158	79.23275	48.94769	10.30725	0.97876		

	Pb	Se
#1	-0.00090	calc
#2	-0.00366	-0.00282
Mean	-0.00228	-0.00177
%RSD	85.56812	83.82581

Method : Paragon2 File : 130925A
sampleId1 : 1309204-1 sampleId2 :
Analysis commenced : 9/25/2013 12:26:40

Printed : 9/25/2013 15:20:25
[SAMPLE]

Dilution ratio : 1.00000 to 1.00000 Tray :

Position : TUBE4

Final concentrations

	Ag	Al	AS	B	Ba	Be	Bi	Ca	Cd
	ppm	ppm	ppm	ppm	ppm	ppm	ppm	ppm	ppm
#1	0.00341	1.94536	-0.00409	0.02188	0.01952	0.00014	0.00637	3.20251	0.00045
#2	0.00255	1.94874	0.00541	0.02031	0.01944	0.00012	0.00638	3.18652	0.00023
Mean	0.00298	1.94705	0.00066	0.02110	0.01948	0.00013	0.00638	3.19451	0.00034
%RSD	20.23559	0.12268	1016.93684	5.28242	0.29777	9.94850	0.04449	0.35390	44.37187

	Co	Cr	Cu	Fe	K	Li	Mg	Mn	Mo
	ppm	ppm	ppm	ppm	ppm	ppm	ppm	ppm	ppm
#1	-0.00045	0.01863	0.35419	1.37072	0.26208	-0.00215	0.36699	0.02476	-0.00075
#2	-0.00034	0.01770	0.35558	1.36854	0.25282	-0.00218	0.36584	0.02489	0.00040
Mean	-0.00039	0.01816	0.35489	1.36963	0.25745	-0.00217	0.36641	0.02482	-0.00018
%RSD	19.02760	3.61162	0.27723	0.11293	2.54496	0.84531	0.22146	0.35777	463.63281

	Na	Ni	P	Pb I	Pb II	S	Sb	se I	se II
	ppm	ppm	ppm	ppm	ppm	ppm	ppm	ppm	ppm
#1	0.39574	0.00402	0.07254	0.04742	0.05205	1.49218	-0.00322	0.01099	0.00663
#2	0.39743	0.00548	0.06575	0.04513	0.05407	1.47102	-0.00496	-0.00458	-0.00071
Mean	0.39658	0.00475	0.06914	0.04627	0.05306	1.48160	-0.00409	0.00320	0.00296
%RSD	0.30136	21.86355	6.94574	3.50822	2.69794	1.01007	29.95694	343.46977	175.12272

	Si	Sn	Sr	Ti	Tl	U	V	Zn	Zr
	ppm	ppm	ppm	ppm	ppm	ppm	ppm	ppm	ppm
#1	0.31684	0.00585	0.02414	0.01795	0.01215	-0.02621	0.00189	0.53315	0.00680
#2	0.31364	0.00303	0.02415	0.01800	-0.00562	-0.02553	0.00130	0.53757	0.00645
Mean	0.31524	0.00444	0.02415	0.01798	0.00326	-0.02587	0.00159	0.53536	0.00662
%RSD	0.71846	44.84789	0.03557	0.20260	384.89826	1.85291	26.37304	0.58378	3.65335

	Pb	Se
	calc	calc
#1	0.05051	0.00808
#2	0.05109	-0.00200
Mean	0.05080	0.00304
%RSD	0.81547	234.16445

Method : Paragon2 File : 130925A

SampleId1 : 1309204-2 SampleId2 :

Analysis commenced : 9/25/2013 12:28:12

Dilution ratio : 1.00000 to 1.00000 Tray :

Printed : 9/25/2013 15:20:26

[SAMPLE]

Position : TUBE5

Final concentrations

	Ag	Al	AS	B	Ba	Be	Bi	Ca	Cd
	ppm	ppm	ppm	ppm	ppm	ppm	ppm	ppm	ppm
#1	-0.00038	0.04861	-0.00013	-0.00648	0.00312	0.00011	0.00185	0.41987	0.00024
#2	-0.00039	0.03973	-0.00092	-0.00738	0.00316	0.00008	-0.00044	0.42232	0.00051

Mean	-0.00039	0.04417	-0.00053	-0.00693	0.00314	0.00009	0.00071	0.42110	0.00038
%RSD	0.90257	14.21784	106.18546	9.18502	0.92440	24.02460	228.59810	0.41092	50.90051
	Co	Cr	Cu	Fe	K	Li	Mg	Mn	Mo
#1	ppm	ppm	ppm	ppm	ppm	ppm	ppm	ppm	ppm
#2	-0.00096	0.01183	0.00404	0.46901	0.02176	-0.00262	0.03424	0.00417	-0.00382
Mean	-0.00085	0.01198	0.00410	0.46862	0.02449	-0.00262	0.03682	0.00417	-0.00184
%RSD	17.49665	1.80273	2.15277	0.11675	15.73198	0.00000	9.91328	0.00000	152.51435

#1	ppm	ppm	ppm	ppm	ppm	ppm	ppm	ppm	ppm
#2	0.17210	0.00381	0.00829	0.00127	0.00180	0.08225	-0.00172	-0.00086	0.00048
Mean	0.17173	0.00485	0.01116	0.00063	0.00250	0.08577	-0.00059	-0.00179	0.00151
%RSD	0.30029	30.55875	36.39561	141.62020	39.30158	5.80778	269.07644	73.32116	96.25766

#1	ppm	ppm	ppm	ppm	ppm	ppm	ppm	ppm	ppm
#2	0.01640	-0.00446	0.01631	0.00037	-0.00606	-0.02620	-0.00001	0.07768	0.00332
Mean	0.01328	-0.00164	0.01629	0.00043	-0.00331	-0.02349	-0.00006	0.07658	0.00347
%RSD	33.21258	242.70067	0.10542	18.93677	117.16791	16.28595	121.51031	2.02930	5.96787

#1	calc	se
#2	0.00162	calc
Mean	0.00188	0.00041
%RSD	19.00511	129.56029

Method : Paragon2
 File : 130925A
 SampleId1 : 1309204-3
 SampleId2 :
 Analysis commenced : 9/25/2013 12:29:43
 Dilution ratio : 1.00000 to 1.00000 Tray :

Printed : 9/25/2013 15:20:26
 [SAMPLE]

Position : TUBE6

Final concentrations

#1	ppm	ppm	ppm	ppm	ppm	ppm	ppm	ppm	ppm
#2	-0.00016	0.11970	-0.00013	-0.00007	0.00402	0.00005	0.00161	0.63608	0.00033
Mean	-0.00050	0.12107	-0.00053	-0.00001	0.00402	0.00005	0.00047	0.63384	0.00017
%RSD	97.42465	1.59891	106.18546	813.64136	0.00000	16.76747	345.39523	0.50070	132.82548

#1	ppm	ppm	ppm	ppm	ppm	ppm	ppm	ppm	ppm
#2	-0.00128	0.01637	0.00999	0.59460	0.04356	-0.00257	0.03998	0.00668	-0.00049
Mean	-0.00112	0.01618	0.00992	0.59328	0.04097	-0.00258	0.04055	0.00668	-0.00216
%RSD	19.00511	129.56029	129.56029	129.56029	129.56029	129.56029	129.56029	129.56029	129.56029

%RSD	20.06037	1.72329	0.89184	0.31397	8.93342	0.20318	1.00733	0.00000	88.62121
	Na	Ni	P	Pb I	Pb II	S	Sb	Se I	Se II
	ppm	ppm	ppm	ppm	ppm	ppm	ppm	ppm	ppm
#1	0.22553	0.00711	0.00359	0.00168	0.00660	0.21610	-0.00073	-0.00086	0.00417
#2	0.22559	0.00769	0.01247	-0.00221	0.00503	0.18792	-0.00148	0.01006	-0.00390
Mean	0.22556	0.00740	0.00803	-0.00026	0.00581	0.20201	-0.00110	0.00460	0.00013
%RSD	0.01760	5.51429	78.20155	1046.55620	19.18891	9.86451	48.38072	167.82993	4277.38554

#1	Si	Sn	Sr	Ti	Tl	U	V	Zn	Zr
	ppm	ppm	ppm	ppm	ppm	ppm	ppm	ppm	ppm
#1	0.01304	-0.00446	0.03891	0.00050	-0.00697	-0.02156	-0.00003	0.18031	0.00423
#2	0.00919	-0.00727	0.03866	0.00062	-0.00697	-0.02629	-0.00035	0.18251	0.00384
Mean	0.01112	-0.00586	0.03879	0.00056	-0.00697	-0.02393	-0.00019	0.18141	0.00403
%RSD	24.50273	33.95185	0.46522	14.59412	0.04709	13.98462	122.11978	0.85775	6.90087

#1	Pb	Se
	calc	calc
#1	0.00496	0.00249
#2	0.00262	0.00075
Mean	0.00379	0.00162
%RSD	43.78445	76.20404

Method : Paragon2
File : 130925A
SampleId1 : 1309293-1
sampleId2 :
Analysis commenced : 9/25/2013 12:31:14
Dilution ratio : 1.00000 to 1.00000 Tray :

Printed : 9/25/2013 15:20:26
[SAMPLE]
Position : TUBE7

Final concentrations

#1	Al	As	B	Ba	Be	Bi	Ca	Cd
	ppm	ppm	ppm	ppm	ppm	ppm	ppm	ppm
#1	-0.00039	0.24845	0.01558	0.01038	0.00002	0.00464	0.98138	0.00077
#2	-0.00062	0.25565	0.01569	0.01054	0.00001	0.00185	0.97770	-0.00011
Mean	-0.00051	0.25205	0.01564	0.01046	0.00002	0.00324	0.97954	0.00033
%RSD	32.03375	2.01856	0.50905	1.10928	12.38588	60.81659	0.26526	187.23069

#1	Co	Cr	Cu	Fe	K	Li	Mg	Mo
	ppm	ppm	ppm	ppm	ppm	ppm	ppm	ppm
#1	-0.00021	0.03496	0.09613	1.16783	0.08224	-0.00249	0.06636	-0.00216
#2	-0.00095	0.03443	0.09752	1.16752	0.07243	-0.00251	0.06579	-0.00049
Mean	-0.00058	0.03470	0.09682	1.16767	0.07734	-0.00250	0.06608	-0.00133
%RSD	89.95788	1.07351	1.01716	0.01888	8.96723	0.62756	0.61384	88.62121

#1	Na	Ni	P	Pb I	Pb II	S	Sb	Se I	Se II
	ppm	ppm	ppm	ppm	ppm	ppm	ppm	ppm	ppm
#1	0.29594	0.01356	0.02082	0.00246	0.00321	0.32179	-0.00528	-0.00527	-0.00176
#2	0.29780	0.01388	0.01508	0.00045	0.00467	0.34998	0.00245	-0.00783	-0.00235
Mean	0.29687	0.01372	0.01795	0.00146	0.00394	0.33589	-0.00141	-0.00655	-0.00206
%RSD	0.44200	1.62214	22.63064	97.60649	26.20354	5.93365	386.69537	27.62248	20.18157

	Si	Sr	Ti	U	V	Zn	Zr
	ppm	ppm	ppm	ppm	ppm	ppm	ppm
#1	0.01319	0.03530	0.00155	-0.01591	-0.00018	0.25370	0.00387
#2	0.01737	0.03549	0.00160	-0.02065	0.00009	0.25957	0.00389
Mean	0.01528	0.03540	0.00157	-0.01828	-0.00005	0.25664	0.00388
%RSD	19.32164	0.36410	2.31637	18.31247	391.14404	1.61835	0.29845

	Pb	Se
	calc	calc
#1	0.00296	-0.00293
#2	0.00326	-0.00417
Mean	0.00311	-0.00355
%RSD	6.90196	24.74990

Method : Paragon2 File : 130925A
sampleId1 : 1309293-2 **sampleId2 :**
Analysis commenced : 9/25/2013 12:32:45
Dilution ratio : 1.0000 to 1.0000 Tray :

Printed : 9/25/2013 15:20:26
[SAMPLE]

Position : TUBE8

Final concentrations

	Ag	Al	As	B	Ba	Be	Bi	Ca	Cd	Co	Cr	Cu	Fe	Ii	Mg	Mn	Mo	Na	Ni	P	Pb I	Pb II	S	Sb	Se I	Se II	Si	Sr	Ti	Tl	U	V	Zn	Zr
	ppm	ppm	ppm	ppm	ppm	ppm	ppm	ppm	ppm	ppm	ppm	ppm	ppm	ppm	ppm	ppm	ppm	ppm	ppm	ppm	ppm	ppm	ppm	ppm	ppm	ppm	ppm	ppm	ppm	ppm	ppm	ppm	ppm	ppm
#1	-0.00024	0.26744	-0.00171	0.03438	0.01239	-0.00001	-0.00245	1.14390	0.00078	-0.00084	0.00913	0.10486	0.76086	-0.00248	0.07440	0.00567	-0.00049	0.32531	0.00847	0.02344	0.00102	0.00363	0.36407	-0.00095	-0.00736	0.00184	0.01400	0.00024	-0.00261	-0.00016	0.19425	0.00438		
#2	-0.00046	0.26340	-0.00620	0.03427	0.01234	0.00001	0.00263	1.13655	0.00043	-0.00158	0.00874	0.10473	0.76086	-0.00249	0.07497	0.00567	-0.00152	0.32643	0.00753	0.00672	-0.00159	0.00604	0.34998	-0.00145	-0.00342	0.01416	0.00305	-0.00021	0.19572	0.00425				
Mean	-0.00035	0.26542	-0.00396	0.03432	0.01237	0.00000	0.00009	1.14022	0.00061	-0.00121	0.00893	0.10479	0.76086	-0.00248	0.07468	0.00567	-0.00101	0.32587	0.00800	0.01508	-0.00029	0.00483	0.35703	-0.00120	-0.00539	0.01408	0.00164	-0.00018	0.19499	0.00431				
%RSD	45.66672	1.07621	80.14842	0.23192	0.23455	1002.46529	3957.98069	0.45589	41.14038	43.12390	3.09855	0.08369	0.00000	0.42149	0.54312	0.00000	71.85440	0.24418	8.34321	78.37430	647.83549	35.26162	2.79122	29.55023	51.74512	0.79862	121.18240	1087.30438	20.91271	0.53212	2.24777			

Seser: STEVE WORKMAN

Pb
calc
#1 0.00276
#2 0.00350
Mean 0.00313
%RSD 16.65829

Method : Paragon2
File : 130925A
SampleId1 : 1309293-3
SampleId2 :
Analysis commenced : 9/25/2013 12:34:17
Dilution ratio : 1.00000 to 1.00000 Tray :

Printed : 9/25/2013 15:20:26
[SAMPLE]

Position : TUBE9

Final concentrations

	Ag	Al	As	B	Ba	Be	Bi	Ca	Cd	Co	Cr	Cu	Fe	K	Li	Mg	Mn	Mo	Na	Ni	P	Pb I	Pb II	S	Sb	Se I	Se II	Si	Sn	Sr	Ti	Tl	U	V	Zn	Zr
	ppm	ppm	ppm	ppm	ppm	ppm	ppm	ppm	ppm	ppm	ppm	ppm	ppm	ppm	ppm	ppm	ppm	ppm	ppm	ppm	ppm	ppm	ppm	ppm	ppm	ppm	ppm	ppm	ppm	ppm	ppm	ppm	ppm	ppm	ppm	ppm
#1	-0.00001	1.37095	-0.00857	0.00815	0.01813	0.00006	-0.00019	2.31648	0.00056	-0.00033	0.01664	0.55762	2.84074	0.75367	-0.00208	0.42322	0.12041	-0.00024	1.48222	0.01162	0.10441	0.06427	0.06427	1.32289	0.00077	-0.00597	0.17894	0.00679	0.01958	-0.00265	0.00074	0.77290	0.00555			
#2	-0.00078	1.38211	0.00013	0.00826	0.01821	0.00000	0.00464	2.32057	0.00036	0.00030	0.01584	0.56192	2.84756	0.75449	-0.00208	0.42494	0.12079	-0.00216	1.49021	0.01146	0.11434	0.06136	0.06136	1.33699	-0.00173	-0.00574	0.17349	-0.00447	0.01965	0.77290	0.00538					
Mean	-0.00040	1.37653	-0.00422	0.00821	0.01817	0.00003	0.00223	2.31853	0.00046	-0.00001	0.01624	0.55977	2.84415	0.75408	-0.00208	0.42408	0.12060	-0.00120	1.48621	0.01154	0.10938	0.06281	0.06281	1.32994	-0.00048	-0.00585	0.17621	0.00116	0.01962	0.77290	0.00547					
%RSD	138.32071	0.57338	145.86177	0.96981	0.31927	119.94602	153.61575	0.12483	31.79410	3052.09123	3.45088	0.54349	0.16960	0.07673	0.00000	0.28704	0.22126	113.16539	0.38017	0.96402	6.41883	3.27327	3.27327	0.75005	367.65717	2.78255	2.19012	686.69428	261.94560	9.65749	0.00000	2.20396				

Pb
calc
#1 0.06319
#2 0.06032
Mean 0.06176
%RSD 3.28646

Method : Paragon2
File : 130925A

Printed : 9/25/2013 15:20:27

SampleId1 : MS SPIKE 100X SampleId2 :
 Analysis commenced : 9/25/2013 12:41:17
 Dilution ratio : 1.00000 to 1.00000 Tray :

[SAMPLE]

Position : TUBE10

Final concentrations

	Ag	Al	As	B	Ba	Be	Bi	Ca	Cd
	ppm	ppm	ppm	ppm	ppm	ppm	ppm	ppm	ppm
#1	0.00955	4.54757	0.09943	1.01652	0.09980	0.04997	-0.00149	9.37690	0.03064
#2	0.00908	4.56954	0.10419	1.01675	0.10041	0.05003	-0.00527	9.38519	0.03167
Mean	0.00932	4.55856	0.10181	1.01663	0.10010	0.05000	-0.00338	9.38105	0.03115
%RSD	3.54141	0.34082	3.30538	0.01573	0.43504	0.07646	78.96525	0.06250	2.33891

	Co	Cr	Cu	Fe	K	Li	Mg	Mn	Mo
	ppm	ppm	ppm	ppm	ppm	ppm	ppm	ppm	ppm
#1	0.10155	0.49083	1.02019	4.79187	4.28365	0.81948	9.32822	0.19165	0.10048
#2	0.10132	0.49127	1.02360	4.80740	4.30095	0.82325	9.34964	0.19203	0.09907
Mean	0.10144	0.49105	1.02190	4.79963	4.29230	0.82136	9.33893	0.19184	0.09978
%RSD	0.16330	0.06360	0.23636	0.22881	0.28491	0.32395	0.16221	0.13926	0.99680

	Na	Ni	P	Pb I	Pb II	S	Sb	Se I	Se II
	ppm	ppm	ppm	ppm	ppm	ppm	ppm	ppm	ppm
#1	8.21506	0.51133	-0.00320	0.05070	0.05009	-0.00228	0.03064	0.10582	0.08872
#2	8.24443	0.50791	-0.00738	0.04768	0.04838	-0.00933	0.02440	0.08745	0.09459
Mean	8.22974	0.50962	-0.00529	0.04919	0.04924	-0.00581	0.02752	0.09664	0.09166
%RSD	0.25235	0.47471	55.85195	4.33464	2.44635	85.78130	16.01882	13.43909	4.53150

	Si	Sr	Ti	Tl	U	V	Zn	Zr
	ppm	ppm	ppm	ppm	ppm	ppm	ppm	ppm
#1	-0.00932	0.46894	1.78940	-0.00108	-0.01665	0.10003	1.94516	0.00357
#2	-0.00581	0.47081	1.80051	0.00835	-0.01463	0.10074	1.95565	0.00336
Mean	-0.00757	0.46988	1.79495	0.00363	-0.01564	0.10039	1.95040	0.00347
%RSD	32.79484	0.28125	0.43744	183.33530	9.11727	0.49636	0.38014	4.21437

	Pb	Se
	calc	calc
#1	0.05029	0.09442
#2	0.04815	0.09222
Mean	0.04922	0.09332
%RSD	3.07476	1.66575

Method : Paragon2 File : 130925A
 SampleId1 : CCV SampleId2 :
 Analysis commenced : 9/25/2013 12:43:43
 Dilution ratio : 1.00000 to 1.00000 Tray :

Printed : 9/25/2013 15:20:27
 [CV]

Position : STD1

Final concentrations

Ag	Al	As	B	Ba	Be	Bi	Ca	Cd
ppm	ppm	ppm	ppm	ppm	ppm	ppm	ppm	ppm

#1 0.19698 48.80134 0.48840 0.99289 0.97201 0.46841 0.51566 48.62206 0.50148
 #2 0.19590 48.79450 0.49480 0.99109 0.96981 0.46912 0.50524 48.55340 0.49215
Mean **0.19644** **48.79792** **0.49160** **0.99199** **0.97091** **0.46876** **0.51045** **48.58773** **0.49682**
 %RSD 0.38775 0.00991 0.92055 0.12892 0.16009 0.10791 1.44335 0.09992 1.32795

Co ppm **Cr** ppm **Cu** ppm **Fe** ppm **K** ppm **Li** ppm **Mg** ppm **Mn** ppm **Mo** ppm
 #1 0.49935 0.94573 1.01019 19.77596 51.03807 0.52155 48.15416 0.94511 0.96412
 #2 0.49817 0.94819 1.00741 19.78553 50.99061 0.52113 48.08866 0.94664 0.96464
Mean **0.49876** **0.94696** **1.00880** **19.78075** **51.01434** **0.52134** **48.12141** **0.94588** **0.96438**
 %RSD 0.16656 0.18354 0.19474 0.03421 0.06577 0.05771 0.09626 0.11437 0.03776

Na ppm **Ni** ppm **P** ppm **Pb I** ppm **Pb II** ppm **S** ppm **Sb** ppm **Se I** ppm **Se II** ppm
 #1 51.10811 0.99142 4.75623 0.94596 0.92588 4.99755 0.48406 0.97221 0.94510
 #2 50.90120 0.99427 4.71816 0.94632 0.95293 4.85596 0.48154 0.97689 0.96520
Mean **51.00466** **0.99285** **4.73720** **0.94614** **0.93941** **4.92675** **0.48280** **0.97455** **0.95515**
 %RSD 0.28685 0.20310 0.56826 0.02705 2.03583 2.03209 0.36848 0.33924 1.48811

Si ppm **Sn** ppm **Sr** ppm **Ti** ppm **Tl** ppm **U** ppm **V** ppm **Zn** ppm **Zr** ppm
 #1 4.65595 0.97459 0.50221 0.45863 0.50674 4.93812 0.48384 0.96445 0.97260
 #2 4.64933 0.97270 0.50048 0.46015 0.48285 4.91848 0.48406 0.96297 0.97250
Mean **4.65264** **0.97365** **0.50135** **0.45939** **0.49480** **4.92830** **0.48395** **0.96371** **0.97255**
 %RSD 0.10065 0.13718 0.24427 0.23444 3.41425 0.28183 0.03243 0.10865 0.00737

Pb calc **se** calc
 #1 0.93257 0.95412
 #2 0.95073 0.96909
Mean **0.94165** **0.96161**
 %RSD 1.36372 1.10039

Method : Paragon2 File : 130925A Printed : 9/25/2013 15:20:27
SampleId1 : CCB **SampleId2** : [CB]
Analysis commenced : 9/25/2013 12:53:30
 Dilution ratio : 1.00000 to 1.00000 Tray : Position : STD2

Final concentrations

Al ppm **As** ppm **Ba** ppm **Be** ppm **Bi** ppm **Cd** ppm
 #1 -0.00046 -0.05222 -0.00435 -0.00828 -0.00138 0.00001 0.10062 0.00021
 #2 -0.00070 -0.06053 0.00145 -0.01031 -0.00151 -0.00006 -0.00553 0.10103 0.00026
Mean **-0.00058** **-0.05638** **-0.00145** **-0.00930** **-0.00145** **-0.00003** **0.10082** **0.00024**
 %RSD 28.90908 10.43218 282.97245 15.41124 6.30501 204.54273 281.64225 14.65548

Co ppm **Cr** ppm **Cu** ppm **Fe** ppm **K** ppm **Li** ppm **Mg** ppm **Mn** ppm **Mo** ppm
 #1 -0.00033 0.00010 0.00115 -0.01164 0.00297 -0.00260 0.01359 -0.00020 -0.00292

#2	-0.00054	0.00138	-0.00127	-0.00609	0.01005	-0.00259	0.01589	-0.00033	-0.00172
Mean	-0.00043	0.00074	-0.00121	-0.00886	0.00651	-0.00260	0.01474	-0.00027	-0.00232
%RSD	34.57730	123.23930	7.46798	44.21324	76.93639	0.19618	11.00669	35.18659	36.42020
	Na	Ni	P	Pb I	Pb II	S	Sb	Se I	Se II
#1	0.03925	0.00060	-0.00633	0.00104	-0.00166	-0.00933	-0.00243	-0.00039	ppm
#2	0.03953	-0.00091	-0.00216	-0.00246	-0.00292	0.01180	0.00006	-0.00620	ppm
Mean	0.03939	-0.00076	-0.00424	-0.00071	-0.00229	0.00124	-0.00118	-0.00329	ppm
%RSD	0.50228	29.37804	69.59500	348.71893	38.93276	1207.38072	149.03086	124.60964	62.43549
	Si	Sn	Sr	Ti	Tl	U	V	Zn	Zr
#1	-0.01934	-0.00070	-0.00011	-0.00170	-0.00183	-0.01704	0.00007	0.00012	ppm
#2	-0.01742	0.00775	-0.00009	-0.00169	-0.00402	-0.01231	-0.00046	0.00164	ppm
Mean	-0.01838	0.00352	-0.00010	-0.00169	-0.00292	-0.01467	-0.00019	0.00088	ppm
%RSD	7.41220	169.49834	17.27421	0.53816	53.02918	22.79066	194.27252	122.10425	0.78170
	Pb	Se							
	calc	calc							
#1	-0.00076	-0.00096							
#2	-0.00277	-0.00239							
Mean	-0.00177	-0.00167							
%RSD	80.34757	60.11439							

Method : Paragon2 File : 130925A

sampleId1 : EX130923-2MB sampleId2 :

Analysis commenced : 9/25/2013 12:55:05

Dilution ratio : 1.00000 to 1.00000 Tray :

Printed : 9/25/2013 15:20:27

[SAMPLE]

Position : TUBE11

Final concentrations

#1	-0.00047	-0.08118	-0.00303	-0.01042	-0.00009	0.00007	-0.00527	0.05538	-0.00027
#2	-0.00007	-0.08806	-0.00409	-0.01155	-0.00009	0.00003	-0.00223	0.05334	0.00036
Mean	-0.00027	-0.08462	-0.00356	-0.01098	-0.00009	0.00005	-0.00375	0.05436	0.00004
%RSD	104.97543	5.75228	20.95400	7.24575	0.00000	57.06533	57.35897	2.65104	1027.11368
	Ag	Al	As	B	Ba	Be	Bi	Ca	Cd
#1	-0.00047	-0.08118	-0.00303	-0.01042	-0.00009	0.00007	-0.00527	0.05538	ppm
#2	-0.00007	-0.08806	-0.00409	-0.01155	-0.00009	0.00003	-0.00223	0.05334	ppm
Mean	-0.00027	-0.08462	-0.00356	-0.01098	-0.00009	0.00005	-0.00375	0.05436	ppm
%RSD	104.97543	5.75228	20.95400	7.24575	0.00000	57.06533	57.35897	2.65104	1027.11368
	Co	Cr	Cu	Fe	K	Li	Mg	Mn	Mo
#1	-0.00106	0.00018	-0.00077	0.00792	0.04655	-0.00263	0.01072	-0.00033	ppm
#2	-0.00138	0.00019	-0.00077	0.00838	0.04873	-0.00263	0.00958	-0.00047	ppm
Mean	-0.00122	0.00019	-0.00077	0.00815	0.04764	-0.00263	0.01015	-0.00040	ppm
%RSD	18.35541	3.11547	0.31518	4.00816	3.23455	0.00000	7.99106	23.49507	4.88547
	Na	Ni	P	Pb I	Pb II	S	Sb	Se I	Se II
#1	148.18975	0.00103	-0.00999	-0.00030	0.00224	-0.02342	-0.00168	0.00774	ppm
#2	147.87405	-0.00013	0.00098	-0.00121	-0.00140	-0.00933	-0.00392	-0.00713	ppm

Mean	148.03190	0.00045	-0.00076	0.00042	-0.01637	-0.00280	0.00031	0.00349
%RSD	0.15080	181.76477	172.10287	613.83846	60.84398	56.67216	3428.50160	0.00511
	Si	Sn	Sr	Tl	U	V	Zn	Zr
	ppm	ppm	ppm	ppm	ppm	ppm	ppm	ppm
#1	-0.00107	0.00399	-0.00116	-0.00813	-0.00894	-0.00014	0.00393	0.00146
#2	-0.00379	0.00493	-0.00117	0.00590	-0.02111	-0.00035	0.00012	0.00152
Mean	-0.00243	0.00446	-0.00116	-0.00112	-0.01503	-0.00025	0.00203	0.00149
%RSD	79.19644	14.86816	0.73897	888.72741	57.28792	62.04976	133.00482	3.27876

Method : Paragon2
 File : 130925A
 SampleId1 : EX130923-2LCS
 SampleId2 :
 Analysis commenced : 9/25/2013 12:56:37
 Dilution ratio : 1.00000 to 1.00000 Tray :

Printed : 9/25/2013 15:20:27

[SAMPLE]

Position : TUBE12

Final concentrations

#1	0.09683	1.88903	0.97357	1.03975	0.04698	-0.00582	37.20248	0.05115
#2	0.09661	1.90298	0.97761	1.03971	0.04701	0.00128	36.99724	0.05088
Mean	0.09672	1.89601	0.97559	1.03973	0.04699	-0.00227	37.09986	0.05102
%RSD	0.16439	0.52053	0.29296	0.00296	0.03390	221.05810	0.39119	0.36608
	Ag	Al	As	Ba	Be	Bi	Ca	Cd
	ppm	ppm	ppm	ppm	ppm	ppm	ppm	ppm
#1	0.49786	0.20215	0.26121	48.15521	0.56295	36.74677	0.50134	1.00785
#2	0.49775	0.20196	0.25982	48.30876	0.56466	36.74440	0.50000	1.01106
Mean	0.49780	0.20205	0.26052	48.23199	0.56380	36.74559	0.50067	1.00945
%RSD	0.01523	0.06373	0.37738	0.22512	0.21401	0.00458	0.18858	0.22487
	Co	Cr	Cu	K	Li	Mg	Mn	Mo
	ppm	ppm	ppm	ppm	ppm	ppm	ppm	ppm
#1	185.48673	0.49375	0.00411	0.48263	-0.00933	0.47144	1.84657	1.83596
#2	184.35161	0.48996	0.00411	0.49511	-0.00933	0.46970	1.82083	1.91195
Mean	184.91917	0.49186	0.00411	0.48887	-0.00933	0.47057	1.83370	1.87395
%RSD	0.43405	0.54476	0.00000	1.80488	0.00000	0.26122	0.99268	2.86737
	Na	Ni	P	Pb I	S	Sb	Se I	Se II
	ppm	ppm	ppm	ppm	ppm	ppm	ppm	ppm
#1	1.06295	0.50061	0.49720	2.18286	-0.03197	0.49312	0.49828	0.00569
#2	1.06136	0.49779	0.49624	2.15087	-0.03602	0.49247	0.49215	0.00423
Mean	1.06215	0.49920	0.49672	2.16686	-0.03399	0.49280	0.49522	0.00496
	Si	Sn	Sr	Tl	U	V	Zn	Zr
	ppm	ppm	ppm	ppm	ppm	ppm	ppm	ppm

%RSD	0.10599	0.39998	0.13637	0.06625	1.04393	8.43923	0.09312	0.87515	20.77973
	Pb	Se							
	calc	calc							
#1	0.47838	1.83949							
#2	0.48520	1.88161							
Mean	0.48179	1.86055							
%RSD	1.00017	1.60052							

Method : Paragon2
 File : 130925A
SampleId1 : 1309247-3
SampleId2 :
Analysis commenced : 9/25/2013 12:58:08
 Dilution ratio : 1.00000 to 1.00000 Tray :

Printed : 9/25/2013 15:20:27
 [SAMPLE]
 Position : TUBE13

Final concentrations

#1	-0.00037	-0.07365	0.00066	-0.01020	0.04637	0.00014	0.00412	79.45134	0.00018
#2	-0.00091	-0.07758	-0.00356	-0.01076	0.04659	0.00015	0.00158	79.14838	0.00009
Mean	-0.00064	-0.07561	-0.00145	-0.01048	0.04648	0.00015	0.00285	79.29986	0.00013
%RSD	59.52029	3.67493	205.79187	3.79801	0.32734	4.88325	62.98687	0.27014	47.74511
	Ag	Al	As	B	Ba	Be	Bi	Ca	Cd
	ppm	ppm	ppm	ppm	ppm	ppm	ppm	ppm	ppm
#1	-0.00100	0.00061	0.00215	0.01100	0.22584	-0.00200	1.08048	0.08826	-0.00066
#2	-0.00174	0.00043	0.00151	0.01131	0.21766	-0.00205	1.07990	0.08800	0.00093
Mean	-0.00137	0.00052	0.00183	0.01115	0.22175	-0.00203	1.08019	0.08813	0.00014
%RSD	38.16100	25.09477	24.43450	1.95271	2.60690	1.75878	0.03759	0.21297	826.66492
	Co	Cr	Cu	Fe	K	Li	Mg	Mn	Mo
	ppm	ppm	ppm	ppm	ppm	ppm	ppm	ppm	ppm
#1	148.01569	0.00108	0.00046	-0.00118	0.00444	0.03294	0.00157	0.00587	0.01738
#2	148.11202	0.00139	0.01612	-0.00139	0.00126	0.03998	0.00133	-0.00481	0.00715
Mean	148.06386	0.00124	0.00829	-0.00128	0.00285	0.03646	0.00145	0.00053	0.01227
%RSD	0.04601	18.00904	133.65353	11.51180	78.92472	13.66233	11.70646	1424.63624	58.96220
	Na	Ni	P	Pb I	Pb II	S	Sb	Se I	Se II
	ppm	ppm	ppm	ppm	ppm	ppm	ppm	ppm	ppm
#1	0.09880	0.00399	0.08958	-0.00169	0.00272	-0.02923	-0.00030	0.17019	0.00132
#2	0.10121	0.00869	0.08981	-0.00189	0.00272	-0.02991	-0.00030	0.17248	0.00106
Mean	0.10001	0.00634	0.08970	-0.00179	0.00272	-0.02957	-0.00030	0.17134	0.00119
%RSD	1.70502	52.34544	0.18223	8.14555	0.01126	1.61786	0.04337	0.94514	15.33460
	Si	Sn	Sr	Ti	Tl	U	V	Zn	Zr
	ppm	ppm	ppm	ppm	ppm	ppm	ppm	ppm	ppm
#1	0.00257	0.01355	0.00317	0.00317	0.00317	0.00317	0.00317	0.00317	0.00317
#2	0.00038	0.00038	0.00038	0.00038	0.00038	0.00038	0.00038	0.00038	0.00038
Mean	0.00147	0.00836	0.00836	0.00836	0.00836	0.00836	0.00836	0.00836	0.00836
%RSD	105.11461	87.81484	87.81484	87.81484	87.81484	87.81484	87.81484	87.81484	87.81484

ted: 9/25/2013 15:20:42 **User: STEVE WORKMAN**
 Method : Paragon2 File : 130925A
sampleId1 : 1309247-3D **sampleId2 :**
Analysis commenced : 9/25/2013 12:59:40
 Dilution ratio : 1.00000 to 1.00000 Tray :

Printed : 9/25/2013 15:20:28
 [SAMPLE]

Position : TUBE14

Final concentrations

	Ag	Al	As	B	Ba	Be	Bi	Ca	Cd
	ppm	ppm	ppm	ppm	ppm	ppm	ppm	ppm	ppm
#1	0.00001	-0.06627	0.00778	-0.00986	0.04693	0.00024	-0.00425	79.29636	0.00033
#2	-0.00006	-0.06971	-0.00778	-0.01098	0.04719	0.00022	-0.00553	78.89888	0.00038
Mean	-0.00003	-0.06799	0.00000	-0.01042	0.04706	0.00023	-0.00489	79.09762	0.00036
%RSD	203.44373	3.58593867070.72996	7.63705	7.63705	0.38796	5.14236	18.37772	0.35534	9.40567

	Co	Cr	Cu	Fe	K	Li	Mg	Mn	Mo
	ppm	ppm	ppm	ppm	ppm	ppm	ppm	ppm	ppm
#1	-0.00110	0.00024	0.00189	0.63458	0.18523	-0.00217	1.07818	0.09012	-0.00066
#2	-0.00121	0.00075	0.00189	0.63365	0.17624	-0.00217	1.08162	0.08959	-0.00212
Mean	-0.00116	0.00049	0.00189	0.63412	0.18074	-0.00217	1.07990	0.08986	-0.00139
%RSD	6.45774	73.50924	0.07103	0.10372	3.51801	0.00000	0.22559	0.41776	74.26451

	Na	Ni	P	Pb I	Pb II	S	Sb	Se I	Se II
	ppm	ppm	ppm	ppm	ppm	ppm	ppm	ppm	ppm
#1	148.95187	0.00171	0.00829	0.00058	0.00325	0.01180	-0.00117	0.00448	0.00526
#2	148.62983	0.00134	-0.00529	-0.00024	0.00001	0.03294	0.00156	-0.00272	0.00129
Mean	148.79085	0.00152	0.00150	0.00017	0.00163	0.02237	0.00019	0.00088	0.00328
%RSD	0.15304	17.03382	640.12360	338.31679	140.44134	66.79935	1000.13207	577.99363	85.69554

	Si	Sn	Sr	Ti	Tl	U	V	Zn	Zr
	ppm	ppm	ppm	ppm	ppm	ppm	ppm	ppm	ppm
#1	0.10329	0.00681	0.09091	-0.00234	-0.00516	-0.02159	-0.00042	0.17630	0.00102
#2	0.10601	0.01244	0.09094	-0.00221	0.00584	-0.02835	-0.00047	0.17325	0.00101
Mean	0.10465	0.00962	0.09092	-0.00228	0.00034	-0.02497	-0.00044	0.17477	0.00102
%RSD	1.83877	41.37018	0.02839	3.99733	2283.15852	19.14763	8.53450	1.23547	1.22909

	Pb	Se
	calc	calc
#1	0.00236	0.00500
#2	-0.00007	-0.00005
Mean	0.00115	0.00248
%RSD	150.21300	144.00144

Method : Paragon2 File : 130925A
sampleId1 : 1309247-3L 5X **sampleId2 :**
Analysis commenced : 9/25/2013 13:01:11
 Dilution ratio : 1.00000 to 1.00000 Tray :

Printed : 9/25/2013 15:20:28
 [SAMPLE]

Position : TUBE15

Final concentrations

	Ag	Al	As	B	Ba	Be	Bi	Ca	Cd
#1	-0.00053	-0.06294	0.00356	-0.00626	0.00903	0.00019	-0.00451	16.09057	0.00004
#2	-0.00061	-0.06004	-0.00673	-0.00648	0.00903	0.00016	0.00209	16.08763	-0.00024
Mean	-0.00057	-0.06149	-0.00158	-0.00637	0.00903	0.00018	-0.00121	16.08910	-0.00010
%RSD	10.16785	3.33217	459.86976	2.49915	0.00000	13.63752	385.11994	0.01291	194.34229

	Co	Cr	Cu	Fe	K	Li	Mg	Mn	Mo
#1	-0.00084	-0.00008	-0.00039	-0.00425	0.02939	-0.00247	0.23273	0.01809	0.00146
#2	-0.00116	-0.00014	-0.00001	-0.00409	0.03430	-0.00246	0.23445	0.01809	-0.00292
Mean	-0.00100	-0.00011	-0.00020	-0.00417	0.03184	-0.00247	0.23359	0.01809	-0.00219
%RSD	22.44112	32.50268	135.71719	2.61183	10.88854	0.20650	0.52102	0.00000	47.21574

	Na	Ni	P	Pb I	Pb II	S	Sb	Se I	Se II
#1	27.95704	-0.00128	-0.00163	-0.00058	-0.00166	-0.00228	0.00131	0.00820	-0.00399
#2	27.87315	0.00013	0.00724	-0.00016	0.00013	-0.00228	-0.00118	-0.00597	0.00120
Mean	27.91510	-0.00057	0.00281	-0.00037	-0.00077	-0.00228	0.00007	0.00112	-0.00140
%RSD	0.21251	174.49069	223.77249	79.95507	164.49609	0.00000	2677.41825	897.09133	262.37330

	Si	Sr	Ti	Tl	U	V	Zn	Zr
#1	0.01320	-0.00164	0.01807	-0.00510	-0.02381	-0.00030	0.03670	0.00111
#2	0.01255	0.01056	0.01803	0.00509	-0.01705	-0.00019	0.03670	0.00109
Mean	0.01288	0.00446	0.01805	-0.00001	-0.02043	-0.00025	0.03670	0.00110
%RSD	3.56501	193.33135	0.14275	0.51094117652.15019	23.41045	30.60618	0.00000	1.09318

	Pb	Se
	calc	calc
#1	-0.00130	0.00007
#2	0.00003	-0.00119
Mean	-0.00063	-0.00056
%RSD	148.05599	158.09695

Method : Paragon2
 File : 130925A
 Printed : 9/25/2013 15:20:28
 sampleId1 : 1309247-3MS
 sampleId2 : [SAMPLE]
 Analysis commenced : 9/25/2013 13:02:43
 Dilution ratio : 1.00000 to 1.00000 Tray :

Position : TUBE16

Final concentrations

	Ag	Al	As	B	Ba	Be	Bi	Ca	Cd
#1	0.09677	1.89043	0.95418	0.95955	1.08338	0.04554	-0.00253	115.95015	0.04960
#2	0.09785	1.88264	0.94879	0.95559	1.07837	0.04545	-0.00177	116.20190	0.04925
Mean	0.09731	1.88654	0.95148	0.95757	1.08087	0.04550	-0.00215	116.07602	0.04942
%RSD	0.78841	0.29189	0.40031	0.29211	0.32728	0.13942	25.02559	0.15336	0.49685

	Co	Cr	Cu	Fe	K	Li	Mg	Mn	Mo
#1	0.09677	1.89043	0.95418	0.95955	1.08338	0.04554	-0.00253	115.95015	0.04960
#2	0.09785	1.88264	0.94879	0.95559	1.07837	0.04545	-0.00177	116.20190	0.04925
Mean	0.09731	1.88654	0.95148	0.95757	1.08087	0.04550	-0.00215	116.07602	0.04942
%RSD	0.78841	0.29189	0.40031	0.29211	0.32728	0.13942	25.02559	0.15336	0.49685

#1	0.48371	0.19475	0.91125	49.80192	0.58256	37.62599	0.56920	0.98123
#2	0.48349	0.19498	0.90891	49.71134	0.58091	37.59564	0.57081	0.98177
Mean	0.48360	0.19487	0.91008	49.75663	0.58173	37.61081	0.57000	0.98150
%RSD	0.03220	0.08235	0.18121	0.12872	0.20042	0.05706	0.19897	0.03854

	Na	Ni	P	Pb I	Pb II	S	Sb	Se I	Se II
	ppm	ppm	ppm	ppm	ppm	ppm	ppm	ppm	ppm
#1	183.56138	0.48191	0.00986	0.46575	0.47837	0.04702	0.46881	1.83335	1.83348
#2	183.12471	0.48159	-0.00059	0.46544	0.48288	0.03294	0.47232	1.82202	1.91210
Mean	183.34305	0.48175	0.00463	0.46559	0.48063	0.03998	0.47056	1.82768	1.87279
%RSD	0.16841	0.04635	159.40443	0.04843	0.66308	24.91753	0.52838	0.43838	2.96845

	Sn	Sr	Ti	Tl	U	V	Zn	Zr
	ppm	ppm	ppm	ppm	ppm	ppm	ppm	ppm
#1	1.15713	0.48745	0.44231	2.17286	-0.03195	0.47759	0.63246	0.00207
#2	1.15858	0.48839	0.44270	2.15490	-0.02586	0.47949	0.62939	0.00202
Mean	1.15785	0.48792	0.44251	2.16388	-0.02890	0.47854	0.63092	0.00204
%RSD	0.08828	0.13631	0.06187	0.58685	14.89531	0.27946	0.34397	1.78975

	Pb	Se
	calc	calc
#1	0.47417	1.83343
#2	0.47707	1.88210
Mean	0.47562	1.85777
%RSD	0.43114	1.85235

Method : Paragon2
File : 130925A
SampleId1 : 1309247-3MSD **SampleId2 :**
Analysis commenced : 9/25/2013 13:04:14 **[SAMPLE]**
Dilution ratio : 1.00000 to 1.00000 Tray :

Printed : 9/25/2013 15:20:28
Position : TUBE17

Final concentrations

	Ag	Al	As	B	Ba	Be	Bi	Ca	Cd
	ppm	ppm	ppm	ppm	ppm	ppm	ppm	ppm	ppm
#1	0.09553	1.87800	0.98300	0.96611	1.07676	0.04603	0.00178	117.76062	0.05011
#2	0.09490	1.88087	0.97330	0.96509	1.07498	0.04606	-0.00432	117.73764	0.04973
Mean	0.09522	1.87943	0.97815	0.96560	1.07587	0.04604	-0.00127	117.74913	0.04992
%RSD	0.46424	0.10795	0.70130	0.07449	0.11722	0.04520	339.12413	0.01380	0.53377

	Co	Cr	Cu	Fe	K	Li	Mg	Mn	Mo
	ppm	ppm	ppm	ppm	ppm	ppm	ppm	ppm	ppm
#1	0.48710	0.19660	0.26222	0.91715	49.36042	0.57829	37.84620	0.57401	0.98471
#2	0.48603	0.19604	0.26222	0.91513	49.36544	0.57904	37.86763	0.57388	0.98832
Mean	0.48656	0.19632	0.26222	0.91614	49.36293	0.57866	37.85692	0.57395	0.98651
%RSD	0.15485	0.20087	0.00036	0.15602	0.00720	0.09150	0.04003	0.01647	0.25882

	Na	Ni	P	Pb I	Pb II	S	Sb	Se I	Se II
	ppm	ppm	ppm	ppm	ppm	ppm	ppm	ppm	ppm
#1	183.56138	0.48191	0.00986	0.46575	0.47837	0.04702	0.46881	1.83335	1.83348
#2	183.12471	0.48159	-0.00059	0.46544	0.48288	0.03294	0.47232	1.82202	1.91210
Mean	183.34305	0.48175	0.00463	0.46559	0.48063	0.03998	0.47056	1.82768	1.87279
%RSD	0.16841	0.04635	159.40443	0.04843	0.66308	24.91753	0.52838	0.43838	2.96845

#1	182.69403	0.49023	0.00933	0.46877	0.48760	0.04702	0.47409	1.83760	1.87650
#2	183.05617	0.48381	0.01769	0.46750	0.49151	0.02589	0.47512	1.82107	1.91117
Mean	182.87510	0.48702	0.01351	0.46814	0.48956	0.03646	0.47460	1.82933	1.89384
%RSD	0.14003	0.93221	43.73137	0.19203	0.56515	40.98694	0.15288	0.63883	1.29457

	Si	Sn	Sr	Ti	Tl	U	V	Zn	Zr
	ppm	ppm	ppm	ppm	ppm	ppm	ppm	ppm	ppm
#1	1.15458	0.49121	0.58143	0.44384	2.16024	-0.03466	0.48149	0.64090	0.00161
#2	1.15668	0.48556	0.58103	0.44424	2.17764	-0.02992	0.48079	0.64320	0.00149
Mean	1.15563	0.48839	0.58123	0.44404	2.16894	-0.03229	0.48114	0.64205	0.00155
%RSD	0.12855	0.81754	0.04791	0.06371	0.56724	10.37065	0.10344	0.25354	5.50650

	Pb	Se
	calc	calc
#1	0.48133	1.86354
#2	0.48352	1.88117
Mean	0.48242	1.87236
%RSD	0.32047	0.66554

Method : Paragon2
File : 130925A
SampleId1 : 1309247-4
SampleId2 :
Analysis commenced : 9/25/2013 13:06:16
Dilution ratio : 1.00000 to 1.00000 Tray :

Printed : 9/25/2013 15:20:28
[SAMPLE]
Position : TUBE18

Final concentrations

	Ag	Al	As	B	Ba	Be	Bi	Ca	Cd
	ppm	ppm	ppm	ppm	ppm	ppm	ppm	ppm	ppm
#1	0.00000	-0.06726	-0.00198	-0.00997	0.04925	0.00033	-0.00398	77.90083	0.00058
#2	-0.00037	-0.06864	-0.00277	-0.00896	0.04900	0.00030	0.00134	77.74296	0.00020
Mean	-0.00018	-0.06795	-0.00237	-0.00946	0.04912	0.00031	-0.00132	77.82190	0.00039
%RSD	143.86081	1.43833	23.57553	7.56816	0.37165	6.37480	284.83900	0.14344	68.72343

	Co	Cr	Cu	Fe	K	Li	Mg	Mn	Mo
	ppm	ppm	ppm	ppm	ppm	ppm	ppm	ppm	ppm
#1	-0.00068	0.00166	0.00720	0.01670	0.18278	-0.00203	1.17465	0.12411	0.00093
#2	-0.00089	0.00094	0.00632	0.01700	0.17951	-0.00204	1.15685	0.12397	-0.00172
Mean	-0.00078	0.00130	0.00676	0.01685	0.18115	-0.00204	1.16575	0.12404	-0.00039
%RSD	19.12220	39.52537	9.20525	1.29249	1.27639	0.49984	1.07982	0.07570	475.60175

	Na	Ni	P	Pb I	Pb II	S	Sb	Se I	Se II
	ppm	ppm	ppm	ppm	ppm	ppm	ppm	ppm	ppm
#1	148.88367	0.00171	0.01038	0.00447	-0.00200	0.02589	0.00107	0.00774	0.00212
#2	148.42404	-0.00008	0.01038	0.00101	-0.00020	0.03998	-0.00068	0.01075	0.00639
Mean	148.65385	0.00082	0.01038	0.00274	-0.00110	0.03294	0.00020	0.00925	0.00425
%RSD	0.21864	154.52403	0.00000	89.23707	115.90244	30.24659	633.75770	23.01087	71.07917

	Si	Sn	Sr	Ti	Tl	U	V	Zn	Zr
	ppm	ppm	ppm	ppm	ppm	ppm	ppm	ppm	ppm
#1	0.10826	0.00024	0.09495	-0.00223	-0.00465	-0.01233	-0.00008	0.22976	0.00140

#2 0.10553 -0.00351 0.09479 -0.00214 0.00277 -0.03126 -0.00024 0.22517 0.00114
Mean **0.10690** **-0.00164** **0.09487** **-0.00218** **-0.00094** **-0.02180** **-0.00016** **0.22747** **0.00127**
 %RSD 1.80591 162.10804 0.11790 2.92202 557.52361 61.43495 71.42470 1.42475 14.26412

Pb **se**
 calc
 #1 0.00016 0.00399
 #2 0.00020 0.00784
Mean **0.00018** **0.00592**
 %RSD 19.19944 46.06167

Method : Paragon2 File : 130925A Printed : 9/25/2013 15:20:29
SampleId1 : F130923-1MB **SampleId2 :** **[SAMPLE]**
Analysis commenced : 9/25/2013 13:07:47
 Dilution ratio : 1.00000 to 1.00000 Tray : Position : TUBE19

Final concentrations

#1 -0.00022 -0.08083 0.00092 -0.01346 -0.00160 0.00023 0.00082 0.02399 -0.00018
 #2 0.00001 -0.08029 -0.00066 -0.01301 -0.00151 0.00018 -0.00198 0.05864 -0.00011
Mean **-0.00010** **-0.08056** **0.00013** **-0.01323** **-0.00155** **0.00021** **-0.00058** **0.04131** **-0.00014**
 %RSD 158.15172 0.46764 844.67545 2.40532 3.91261 18.05153 340.07699 59.29313 34.20010

Ag **Al** **As** **B** **Ba** **Be** **Bi** **Ca** **Cd**
 ppm ppm ppm ppm ppm ppm ppm ppm ppm
 #1 -0.00033 0.00033 -0.00076 -0.00825 0.00651 -0.00266 0.00728 -0.00047 -0.00358
 #2 -0.00043 -0.00008 -0.00114 -0.00794 -0.00406 -0.00266 0.01015 -0.00047 -0.00132
Mean **-0.00038** **0.00012** **-0.00095** **-0.00809** **0.00528** **-0.00266** **0.00872** **-0.00047** **-0.00245**
 %RSD 19.65332 237.91907 28.08291 2.68990 32.81054 0.00000 23.26395 0.00000 65.06987

Co **Cr** **Cu** **Fe** **K** **Li** **Mg** **Mn** **Mo**
 ppm ppm ppm ppm ppm ppm ppm ppm ppm
 #1 -0.00033 0.00033 -0.00076 -0.00825 0.00651 -0.00266 0.00728 -0.00047 -0.00358
 #2 -0.00043 -0.00008 -0.00114 -0.00794 -0.00406 -0.00266 0.01015 -0.00047 -0.00132
Mean **-0.00038** **0.00012** **-0.00095** **-0.00809** **0.00528** **-0.00266** **0.00872** **-0.00047** **-0.00245**
 %RSD 19.65332 237.91907 28.08291 2.68990 32.81054 0.00000 23.26395 0.00000 65.06987

Na **Ni** **P** **Pb I** **Pb II** **S** **Sb** **Se I** **Se II**
 ppm ppm ppm ppm ppm ppm ppm ppm ppm
 #1 0.10134 -0.00128 -0.00163 0.00076 -0.00279 -0.02342 0.00268 0.00611 -0.00232
 #2 0.13985 -0.00181 0.00411 -0.00104 -0.00093 -0.01637 0.00156 0.00216 -0.00186
Mean **0.12060** **-0.00154** **0.00124** **-0.00014** **-0.00186** **-0.01989** **-0.00056** **0.00413** **-0.00209**
 %RSD 22.57613 24.01722 327.93519 923.65117 70.64727 25.03618 537.45526 67.56403 15.52415

Si **Sr** **Ti** **Tl** **U** **V** **Zn** **Zr**
 ppm ppm ppm ppm ppm ppm ppm ppm ppm
 #1 -0.01437 0.00305 -0.00181 0.00093 -0.02381 0.00046 0.00088 0.00106
 #2 -0.01116 0.00118 -0.00119 -0.00183 -0.02516 -0.00052 -0.00140 0.00135
Mean **-0.01277** **0.00212** **-0.00182** **-0.00045** **-0.02448** **-0.00049** **-0.00026** **0.00121**
 %RSD 17.80677 62.72207 3.51137 432.25359 3.90737 7.81671 620.65428 17.01403

Mean -0.00129 -0.00002ser: STEVE WORKMAN
 %RSD 35.18751 4712.39863

Method : Paragon2 File : 130925A
 SampleId1 : F130923-11CS SampleId2 :
 Analysis commenced : 9/25/2013 13:10:58
 Dilution ratio : 1.00000 to 1.00000 Tray :

Printed : 9/25/2013 15:20:29
 [SAMPLE]

Position : TUBE20

Final concentrations

	Ag	Al	As	B	Ba	Be	Bi	Ca	Cd	Co	Cr	Cu	Fe	K	Li	Mg	Mn	Mo	Na	Ni	P	Pb I	Pb II	S	Sb	Se I	Se II	Si	Sn	Sr	Ti	Tl	U	V	Zn	Zr
#1	0.09981	1.97341	1.04503	1.05032	1.08642	0.04848	0.00031	40.00275	0.05279	0.51946	0.21148	0.26754	0.97486	42.30467	0.50495	40.36466	0.52591	1.03901	41.32044	0.52270	10.43195	0.49519	0.51868	10.39990	0.51050	2.08252	2.12513	1.06427	0.52035	0.51918	0.47026	2.23200	0.51147	0.51360	0.00089	
#2	0.09973	1.98009	1.04503	1.05519	1.08764	0.04856	-0.00299	40.00188	0.05255	0.51839	0.21065	0.26716	0.97719	42.41791	0.50638	40.47206	0.52591	1.03099	41.40180	0.52165	10.45902	0.49440	0.51835	10.47108	0.50494	2.10145	2.15413	1.06484	0.51188	0.51912	0.47130	2.29435	0.51077	0.51514	0.00094	
Mean	0.09977	1.97675	1.04503	1.05276	1.08703	0.04852	-0.00134	40.00232	0.05267	0.51892	0.21106	0.26735	0.97603	42.36129	0.50567	40.41836	0.52591	1.03500	41.36112	0.52217	10.44549	0.49479	0.51851	10.43549	0.50772	2.09199	2.13963	1.06455	0.51612	0.47078	2.26317	0.51112	0.51437	0.00091		
%RSD	0.05226	0.23884	0.00000	0.32656	0.07924	0.11860	174.53132	0.00154	0.31744	0.14484	0.27731	0.09992	0.16908	0.18902	0.19935	0.18790	0.00000	0.54840	0.13908	0.14257	0.18328	0.11319	0.04484	0.48235	0.77545	0.63989	0.95828	0.03792	1.16066	0.00837	0.15704	13.31438	0.09730	3.98202		

	Pb	Se
	calc	calc
#1	0.51086	2.11094
#2	0.51037	2.13659
Mean	0.51062	2.12376
%RSD	0.06690	0.85384

Method : Paragon2 File : 130925A
 SampleId1 : CCV SampleId2 :
 Analysis commenced : 9/25/2013 13:12:47
 Dilution ratio : 1.00000 to 1.00000 Tray :

Printed : 9/25/2013 15:20:29
 [CV]

Position : STD1

	Ag	Al	As	B	Ba	Be	Bi	Ca	Cd
	ppm	ppm	ppm	ppm	ppm	ppm	ppm	ppm	ppm
#1	0.19887	48.45244	0.50814	1.00002	1.01753	0.48539	0.51465	48.87903	0.50308
#2	0.19708	48.44711	0.49720	0.99459	1.01675	0.48477	0.51084	48.69781	0.50280
Mean	0.19798	48.44978	0.50267	0.99730	1.01714	0.48508	0.51274	48.78842	0.50294
%RSD	0.64139	0.00777	1.53836	0.38471	0.05440	0.09030	0.52472	0.26266	0.04002

	Co	Cr	Cu	Fe	K	Li	Mg	Mn	Mo
	ppm	ppm	ppm	ppm	ppm	ppm	ppm	ppm	ppm
#1	0.50027	0.98949	1.01450	19.74376	50.80915	0.50372	48.10849	0.99502	1.00744
#2	0.49984	0.98689	1.01501	19.70660	50.88535	0.50442	48.05560	0.99435	1.01386
Mean	0.50006	0.98819	1.01475	19.72518	50.84725	0.50407	48.08205	0.99469	1.01065
%RSD	0.06048	0.18626	0.03522	0.13322	0.10596	0.09747	0.07777	0.04780	0.44921

	Na	Ni	P	Pb I	Pb II	s	sb	se I	se II
	ppm	ppm	ppm	ppm	ppm	ppm	ppm	ppm	ppm
#1	50.81998	1.00436	4.85332	0.94225	0.97058	4.89136	0.48064	0.98321	0.97503
#2	50.74033	0.99887	4.84474	0.94517	0.99317	4.91967	0.48797	0.96001	1.00486
Mean	50.78015	1.00162	4.84903	0.94371	0.98188	4.90551	0.48430	0.97161	0.98995
%RSD	0.11091	0.38775	0.12518	0.21903	1.62736	0.40817	1.06959	1.68830	2.13062

	Sn	Sr	Ti	Tl	U	V	Zn	Zr
	ppm	ppm	ppm	ppm	ppm	ppm	ppm	ppm
#1	4.62590	0.97837	0.50280	0.45475	4.91106	0.48352	1.00689	0.97086
#2	4.61978	0.97365	0.50194	0.45554	4.91380	0.48210	0.98840	0.97110
Mean	4.62284	0.97601	0.50237	0.45515	4.91243	0.48281	0.99764	0.97098
%RSD	0.09361	0.34187	0.12103	0.12232	0.03939	0.20765	1.31042	0.01750

	Pb	Se
	calc	calc
#1	0.96114	0.97776
#2	0.97719	0.98993
Mean	0.96917	0.98384
%RSD	1.17070	0.87473

Method : Paragon2 File : 130925A

SampleId1 : CCB SampleId2 :

Analysis commenced : 9/25/2013 13:14:24

Dilution ratio : 1.00000 to 1.00000 Tray :

Printed : 9/25/2013 15:20:29

[CB]

Position : STD2

Final concentrations

	Ag	Al	As	B	Ba	Be	Bi	Ca	Cd
	ppm	ppm	ppm	ppm	ppm	ppm	ppm	ppm	ppm
#1	0.00032	-0.04671	-0.00040	-0.00637	-0.00138	0.00017	-0.00655	0.11040	-0.00005
#2	-0.00077	-0.05060	0.00040	-0.00761	-0.00143	0.00010	-0.00248	0.10836	0.00036
Mean	-0.00023	-0.04865	0.00000	-0.00699	-0.00140	0.00013	-0.00452	0.10938	0.00015
%RSD	341.15539	5.65440	93802.11105	12.52770	2.16605	34.59864	63.60938	1.31754	190.23189

	Co	Cr	Cu	Fe	K	Li	Mg	Mn	Mo
#1	-0.00001	0.00028	-0.00152	-0.00363	0.02067	-0.00245	0.02162	0.00006	0.00000
#2	-0.00086	0.00079	-0.00140	-0.00686	0.01359	-0.00247	0.01761	-0.00020	-0.00093
Mean	-0.00043	0.00054	-0.00146	-0.00525	0.01713	-0.00246	0.01962	-0.00007	-0.00046
%RSD	137.90324	66.76280	6.10254	43.57998	29.23079	0.51737	14.47413	277.52153	142.49743

	Na	Ni	P	Pb I	Pb II	S	Sb	se I	se II
#1	0.05632	0.00003	0.00516	-0.00171	-0.00007	-0.00933	-0.00241	-0.00202	0.00593
#2	0.05347	-0.00181	-0.00424	-0.00472	0.00245	0.00476	0.00455	0.00565	0.00639
Mean	0.05489	-0.00089	0.00046	-0.00321	0.00119	-0.00228	0.00107	0.00181	0.00616
%RSD	3.67739	146.08352	1459.71384	66.10701	149.45067	436.07020	460.45827	299.09022	5.25354

	Si	Sn	Sr	Ti	Tl	U	V	Zn	Zr
#1	-0.01725	-0.00352	-0.00006	-0.00125	0.00121	-0.02246	-0.00025	0.00164	0.00213
#2	-0.01709	0.00962	-0.00004	-0.00145	0.00478	-0.02110	-0.00036	0.00088	0.00170
Mean	-0.01717	0.00305	-0.00005	-0.00135	0.00300	-0.02178	-0.00030	0.00126	0.00191
%RSD	0.64357	304.20844	33.77756	10.78585	84.42302	4.39958	25.23954	42.64322	15.84748

	Pb	se
#1	-0.00061	calc
#2	0.00006	0.00328
Mean	-0.00028	0.00471
%RSD	173.51846	42.89719

Method : Paragon2 File : 130925A
 SampleId1 : F130923-1LCSD SampleId2 :
 Analysis commenced : 9/25/2013 13:16:12
 Dilution ratio : 1.00000 to 1.00000 Tray :

Printed : 9/25/2013 15:20:29

[SAMPLE]

Position : TUBE21

Final concentrations

	Ag	Al	As	B	Ba	Be	Bi	Ca	Cd
#1	0.10088	1.95449	1.05286	1.04546	1.07985	0.04819	0.00209	40.07004	0.05288
#2	0.09863	1.94154	1.04233	1.03936	1.07576	0.04804	0.00030	39.77866	0.05236
Mean	0.09975	1.94802	1.04760	1.04241	1.07781	0.04811	0.00120	39.92435	0.05262
%RSD	1.59314	0.46988	0.71043	0.41415	0.26827	0.22958	105.43973	0.51606	0.69742

	Co	Cr	Cu	Fe	K	Li	Mg	Mn	Mo
#1	0.51435	0.21069	0.26652	0.97315	42.40621	0.50662	40.44103	0.52431	1.02938
#2	0.51392	0.20852	0.26614	0.96910	42.27278	0.50428	40.31275	0.52124	1.02243
Mean	0.51414	0.20960	0.26633	0.97113	42.33949	0.50545	40.37689	0.52277	1.02590
%RSD	0.05862	0.73105	0.10020	0.29454	0.22283	0.32635	0.22465	0.41553	0.47946

	Na ppm	Ni ppm	P ppm	Pb I ppm	Pb II ppm	S ppm	Sb ppm	Se I ppm	Se II ppm
#1	41.67795	0.51781	10.42256	0.49755	0.51210	10.24331	0.49764	2.07235	2.09924
#2	41.41636	0.51423	10.29718	0.48978	0.51608	10.19349	0.49786	2.04892	2.13676
Mean	41.54716	0.51602	10.35987	0.49367	0.51409	10.21840	0.49775	2.06063	2.11800
%RSD	0.44520	0.49049	0.85573	1.11223	0.54778	0.34474	0.03115	0.80399	1.25256

	Si ppm	Sn ppm	Sr ppm	Ti ppm	Tl ppm	U ppm	V ppm	Zn ppm	Zr ppm
#1	1.06498	0.50624	0.51637	0.46955	2.25363	-0.02253	0.51001	0.51054	0.00433
#2	1.06089	0.51377	0.51465	0.46742	2.19018	-0.02996	0.50698	0.50671	0.00347
Mean	1.06293	0.51000	0.51551	0.46848	2.22190	-0.02624	0.50849	0.50862	0.00390
%RSD	0.27214	1.04423	0.23596	0.32147	2.01918	20.03539	0.42152	0.53263	15.51533

	Pb calc	Se calc
#1	0.50725	2.09029
#2	0.50733	2.10751
Mean	0.50729	2.09890
%RSD	0.00985	0.58021

Method : Paragon2
 File : 130925A
sampleId1 : 1309158-1
sampleId2 :
Analysis commenced : 9/25/2013 13:17:58
 Dilution ratio : 1.00000 to 1.00000 Tray :

Printed : 9/25/2013 15:20:29
 [SAMPLE]
 Position : TUBE22

Final concentrations

	Ag ppm	Al ppm	As ppm	B ppm	Ba ppm	Be ppm	Bi ppm	Ca ppm	Cd ppm
#1	-0.00199	-0.06601	0.00092	0.00005	0.37148	0.00035	-0.00248	10.14612	-0.00042
#2	-0.00152	-0.07101	-0.00251	-0.00029	0.36949	0.00025	-0.00959	10.08550	-0.00013
Mean	-0.00176	-0.06851	-0.00079	-0.00012	0.37049	0.00030	-0.00604	10.11581	-0.00027
%RSD	18.68680	5.15797	306.65342	195.17050	0.37910	23.54524	83.22579	0.42369	75.45270

	Co ppm	Cr ppm	Cu ppm	Fe ppm	K ppm	Li ppm	Mg ppm	Mn ppm	Mo ppm
#1	-0.00086	-0.00095	0.00051	-0.00040	1.29758	0.00667	0.60457	0.01319	0.00107
#2	-0.00118	-0.00072	0.00063	-0.00086	1.28229	0.00659	0.59711	0.01306	0.00319
Mean	-0.00102	-0.00083	0.00057	-0.00063	1.28993	0.00663	0.60084	0.01312	0.00213
%RSD	22.10298	19.39593	15.64908	52.08662	0.83816	0.92124	0.87808	0.71439	70.59448

	Na ppm	Ni ppm	P ppm	Pb I ppm	Pb II ppm	S ppm	Sb ppm	Se I ppm	Se II ppm
#1	101.59661	-0.00097	0.00777	-0.00181	0.00147	1.59096	-0.00116	0.00958	0.00532
#2	100.89018	-0.00212	-0.00372	-0.00583	0.00352	1.61918	-0.00164	-0.00923	0.00501
Mean	101.24340	-0.00154	0.00202	-0.00382	0.00249	1.60507	-0.00140	0.00018	0.00517
%RSD	0.49339	52.83792	401.76679	74.50858	58.15315	1.24332	24.56346	7590.52074	4.18039

#1	ppm	4.10196	ppm	0.00305	ppm	0.42795	ppm	0.00920	ppm	-0.04275	ppm	0.00850	ppm	-0.00004
#2		4.07826		-0.00258		0.42577		0.00067		-0.04004		0.00850		-0.00011
Mean		4.09011		0.00024		0.42686		0.00494		-0.04139		0.00850		-0.00008
%RSD		0.40976		1669.71272		0.36156		2.11300		4.62158		0.00000		59.94249

	Pb	se
	calc	calc
#1	0.00038	0.00674
#2	0.00041	0.00027
Mean	0.00039	0.00350
%RSD	5.13267	130.51156

Method : Paragon2
 File : 130925A
SampleId1 : 1309217-2
SampleId2 :
Analysis commenced : 9/25/2013 13:19:30
 Dilution ratio : 1.00000 to 1.00000 Tray :

Printed : 9/25/2013 15:20:30
 [SAMPLE]

Position : TUBE23

Final concentrations

#1	Ag	ppm	Al	ppm	As	ppm	Ba	ppm	Be	ppm	Bi	ppm	Ca	ppm	Cd	ppm
#2		-0.00084		-0.05981		0.00224		0.11064		0.00041		0.00005		3.70987		-0.00075
Mean	-0.00092		-0.06061		0.00264		0.11040		0.00037		-0.00299		3.70413		0.00019	
%RSD	12.21925		1.86932		21.20903		0.30338		16.17795		143.93495		0.21933		-0.00028	237.39170

#1	Co	ppm	Cr	ppm	Cu	ppm	Fe	ppm	K	ppm	Li	ppm	Mg	ppm	Mn	ppm	Mo	ppm
#2		-0.00017		-0.00022		-0.00064		-0.00301		0.50578		0.01091		0.11053		0.00470		0.03121
Mean	-0.00044		-0.00015		-0.00076		-0.00286		0.50455		0.01084		0.10967		0.00477		0.03147	
%RSD	85.97618		63.32223		23.57167		7.61437		0.34390		0.89236		1.10955		1.96478		1.19344	

#1	Na	ppm	Ni	ppm	P	ppm	Pb I	ppm	Pb II	ppm	S	ppm	Sb	ppm	Se I	ppm	Se II	ppm
#2		111.36063		-0.00065		0.00516		-0.00169		-0.00019		0.15270		0.00025		-0.00040		0.00028
Mean	111.03253		-0.00084		0.00176		-0.00273		0.00042		0.14917		-0.00049		0.00727		0.00562	
%RSD	0.41789		31.04936		272.61967		53.92766		78.84385		3.33949		214.30225		157.90563		127.97245	

#1	Si	ppm	Sn	ppm	Sr	ppm	Ti	ppm	Tl	ppm	U	ppm	V	ppm	Zn	ppm	Zr	ppm
#2		3.39729		0.00493		0.12759		-0.00149		0.00203		-0.03192		-0.00025		0.00088		0.00154
Mean	3.39411		0.00540		0.12727		-0.00148		0.00286		-0.02922		-0.00019		0.00164		0.00147	
%RSD	0.13267		12.28811		0.35179		1.23088		40.89053		13.09225		39.22359		65.52783		7.37585	

	Pb	se
	calc	calc

#1 -0.000069 0.00005ser: STEVE WORKMAN
 #2 -0.00169 0.00617
Mean -0.00119 0.00311
 %RSD 59.78346 138.96862

Method : Paragon2 File : 130925A
sampleId1 : 1309218-2 sampleId2 :
Analysis commenced : 9/25/2013 13:21:01
 Dilution ratio : 1.0000 to 1.0000 Tray :

Printed : 9/25/2013 15:20:30
 [SAMPLE]
 Position : TUBE24

Final concentrations

#1	-0.00091	Ag	ppm	Al	ppm	As	ppm	B	ppm	Ba	ppm	Be	ppm	Bi	ppm	Ca	ppm	Cd	ppm
#2	-0.00007			-0.05298		0.00303		0.02155		0.00653		0.00038		-0.00042		27.51852		-0.00046	
Mean	-0.00049			-0.05372		0.00158		0.02194		0.00670		0.00037		-0.00042		27.49734		-0.00010	
%RSD	121.24224			1.96434		129.58791		2.53958		3.62969		3.38598		0.59499		0.10895		539.83715	
#1	-0.00011	Co	ppm	Cr	ppm	Cu	ppm	Fe	ppm	K	ppm	Li	ppm	Mg	ppm	Mn	ppm	Mo	ppm
#2	-0.00053			0.00094		0.01037		1.21040		4.19719		0.00014		4.12792		0.07964		-0.00053	
Mean	-0.00032			0.00077		0.01043		1.20900		4.18882		0.00015		4.12447		0.07970		0.00040	
%RSD	93.78555			30.54297		0.83182		0.16420		0.28262		1.74005		0.11850		0.11773		327.09925	

#1	3.19494	Na	ppm	Ni	ppm	P	ppm	Pb I	ppm	Pb II	ppm	S	ppm	Sb	ppm	Se I	ppm	Se II	ppm
#2	3.25083			0.00108		0.21889		-0.00039		-0.00183		0.99848		0.00008		-0.00203		0.00244	
Mean	3.22288			-0.00013		0.22778		-0.00258		0.00062		1.01610		0.00070		0.00216		0.00298	
%RSD	1.22623			1332.30161		5.51934		120.13561		556.41029		2.45351		124.58686		274.07042		25.35691	
#1	1.40513	Sn	ppm	Sr	ppm	Ti	ppm	Tl	ppm	U	ppm	V	ppm	Zn	ppm	Zr	ppm		
#2	1.40546			0.06389		-0.00042		0.00588		-0.03082		-0.00038		0.00850		0.00070			
Mean	1.40529			0.06389		-0.00053		0.00271		-0.02406		-0.00019		0.00850		0.00094			
%RSD	0.01655			43.46733		0.01346		27.66618		39.75960		137.21264		0.00000		36.22305			

#1 0.00047 calc Se
 #2 -0.00135 0.00096
Mean -0.00044 0.00271
 %RSD 290.53627 91.45823

Method : Paragon2 File : 130925A
sampleId1 : 1309218-2L 5X sampleId2 :
Analysis commenced : 9/25/2013 13:22:33

Printed : 9/25/2013 15:20:30
 [SAMPLE]

Dilution ratio : 1.00000 to 1.00000 Tray :

Position : TUBE25

Final concentrations

	Ag	Al	As	B	Ba	Be	Bi	Ca	Cd
#1	-0.00053	-0.05057	0.00435	-0.00029	0.00077	0.00031	-0.00095	5.47765	0.00006
#2	-0.00007	-0.06057	-0.00646	-0.00040	0.00077	0.00025	0.00260	5.49000	0.00049
Mean	-0.00030	-0.05557	-0.00105	-0.00035	0.00077	0.00028	0.00082	5.48382	0.00028
%RSD	107.82967	12.72611	725.40877	22.90663	0.00000	15.29517	305.09709	0.15925	109.38827

	Co	Cr	Cu	Fe	K	Li	Mg	Mn	Mo
#1	-0.00032	0.00005	0.00151	0.23949	0.67676	-0.00209	0.83073	0.01597	-0.00093
#2	-0.00043	0.00023	0.00176	0.24026	0.68003	-0.00208	0.83073	0.01597	-0.00292
Mean	-0.00038	0.00014	0.00164	0.23988	0.67839	-0.00209	0.83073	0.01597	-0.00192
%RSD	19.84249	90.96918	10.88171	0.22752	0.34114	0.36552	0.00000	0.00000	73.28217

	Na	Ni	P	Pb I	Pb II	S	Sb	Se I	Se II
#1	0.60777	-0.00175	0.05112	-0.00179	-0.00142	0.19497	-0.00167	-0.00109	0.00459
#2	0.60494	-0.00055	0.04381	0.00199	-0.00288	0.18792	0.00205	0.00077	-0.00411
Mean	0.60636	-0.00115	0.04746	0.00010	-0.00215	0.19145	0.00019	-0.00016	0.00024
%RSD	0.32980	74.12168	10.89538	2648.62088	48.13208	2.60224	1377.31578	825.60892	2562.64878

	Si	Sn	Sr	Ti	Tl	U	V	Zn	Zr
#1	0.27182	0.00587	0.01218	-0.00187	0.00451	-0.01926	-0.00046	0.00241	0.00098
#2	0.27197	0.00305	0.01220	-0.00190	0.00644	-0.01520	-0.00040	0.00545	0.00127
Mean	0.27190	0.00446	0.01219	-0.00188	0.00548	-0.01723	-0.00043	0.00393	0.00112
%RSD	0.03979	44.61405	0.14090	1.44905	24.91629	16.64851	8.90456	54.83459	18.37149

	Pb	Se
	calc	calc
#1	-0.00154	0.00270
#2	-0.00126	-0.00249
Mean	-0.00140	0.00011
%RSD	14.30018	3423.37832

Method : Paragon2 File : 130925A

SampleId1 : 1309218-2A SampleId2 :

Analysis commenced : 9/25/2013 13:24:05

Dilution ratio : 1.00000 to 1.00000 Tray :

Printed : 9/25/2013 15:20:30

[SAMPLE]

Position : TUBE26

Final concentrations

	Ag	Al	As	B	Ba	Be	Bi	Ca	Cd
#1	-0.00099	1.86556	1.00268	1.03755	1.08572	0.04694	-0.00198	26.78461	0.04944
#2	-0.00068	1.84918	0.99729	1.03280	1.07811	0.04697	-0.00071	26.85001	0.04930

Mean	-0.00083	1.85737	0.99999	1.03517	1.08192	0.04696	-0.00134	26.81731	0.04937
%RSD	26.87244	0.62349	0.38128	0.32436	0.49757	0.05317	66.56246	0.17244	0.20104
	Co	Cr	Cu	Fe	K	Li	Mg	Mn	Mo
	ppm	ppm	ppm	ppm	ppm	ppm	ppm	ppm	ppm
#1	0.49866	0.20427	0.27437	2.14458	4.17825	0.00034	4.06169	0.58618	0.99353
#2	0.50035	0.20451	0.27336	2.14805	4.14038	0.00031	4.04095	0.58805	0.99608
Mean	0.49951	0.20439	0.27386	2.14632	4.15931	0.00032	4.05132	0.58712	0.99480
%RSD	0.23879	0.08214	0.26062	0.11416	0.64388	7.09969	0.36188	0.22543	0.18062
	Na	Ni	P	Pb I	Pb II	S	Sb	Se I	Se II
	ppm	ppm	ppm	ppm	ppm	ppm	ppm	ppm	ppm
#1	3.18392	0.50902	0.22778	0.47021	0.48650	1.03373	0.49546	1.96401	1.94185
#2	3.15242	0.50949	0.22307	0.46746	0.49440	1.03373	0.47990	1.95432	2.03758
Mean	3.16817	0.50925	0.22542	0.46883	0.49045	1.03373	0.48768	1.95916	1.98972
%RSD	0.70308	0.06578	1.47623	0.41543	1.13923	0.00000	2.25514	0.35004	3.40188
	Si	Sn	Sr	Ti	Tl	U	V	Zn	Zr
	ppm	ppm	ppm	ppm	ppm	ppm	ppm	ppm	ppm
#1	2.53826	0.49214	0.57804	0.45557	2.09390	-0.02680	0.49650	0.49062	0.00077
#2	2.53077	0.48555	0.57460	0.45661	2.07428	-0.03627	0.49418	0.49905	0.00073
Mean	2.53452	0.48884	0.57632	0.45609	2.08409	-0.03154	0.49534	0.49483	0.00075
%RSD	0.20889	0.95300	0.42270	0.16209	0.66569	21.23413	0.33161	1.20426	3.10462

	Pb	Se
	calc	calc
#1	0.48108	1.94923
#2	0.48543	2.00985
Mean	0.48325	1.97954
%RSD	0.63697	2.16536

Method : Paragon2
 File : 130925A
 SampleId1 : 1309218-8
 SampleId2 :
 Analysis commenced : 9/25/2013 13:25:39
 Dilution ratio : 1.00000 to 1.00000 Tray :

Printed : 9/25/2013 15:20:30
 [SAMPLE]

Position : TUBE27

Final concentrations

	Ag	Al	As	B	Ba	Be	Bi	Ca	Cd
	ppm	ppm	ppm	ppm	ppm	ppm	ppm	ppm	ppm
#1	-0.00053	-0.06183	-0.00198	0.01209	0.00993	0.00046	-0.00298	33.30298	-0.00007
#2	-0.00014	-0.06255	-0.00488	0.01153	0.00993	0.00040	-0.00248	33.38163	-0.00023
Mean	-0.00033	-0.06219	-0.00343	0.01181	0.00993	0.00043	-0.00273	33.34231	-0.00015
%RSD	84.05335	0.81481	59.84062	3.37005	0.00000	10.33544	13.03848	0.16680	74.31187
	Co	Cr	Cu	Fe	K	Li	Mg	Mn	Mo
	ppm	ppm	ppm	ppm	ppm	ppm	ppm	ppm	ppm
#1	-0.00032	0.00028	0.00012	0.24258	0.24818	0.00064	10.83590	0.03334	0.00332
#2	-0.00010	0.00038	-0.00013	0.24119	0.24519	0.00064	10.85097	0.03321	0.00266
Mean	-0.00021	0.00033	0.00000	0.24188	0.24669	0.00064	10.84343	0.03327	0.00299

%RSD	71.12269	21.10137	3799.78610	0.40616	0.85928	0.00000	0.09832	0.28180	15.69522
	Na	Ni	P	Pb I	Pb II	S	Sb	Se I	Se II
	ppm	ppm	ppm	ppm	ppm	ppm	ppm	ppm	ppm
#1	2.34722	0.00003	0.02500	-0.00196	-0.00294	6.34362	0.00034	0.00053	0.01620
#2	2.34103	-0.00097	0.01821	-0.00146	-0.00061	6.38616	-0.00190	0.00424	0.00780
Mean	2.34412	-0.00047	0.02161	-0.00171	-0.00177	6.36489	-0.00078	0.00239	0.01200
%RSD	0.18665	150.25475	22.22030	20.57858	92.77986	0.47257	204.05807	109.81608	49.49712

#1	0.79081	0.00305	0.04618	0.00080	0.00261	-0.02332	0.00035	0.00774	0.00093
#2	0.78643	-0.00258	0.04629	0.00065	0.00535	-0.03414	-0.00013	0.00545	0.00093
Mean	0.78862	0.00024	0.04624	0.00072	0.00398	-0.02873	-0.00024	0.00660	0.00093
%RSD	0.39335	1686.24626	0.16729	15.12358	48.73578	26.62900	62.90474	24.50157	0.06212
	Pb	se		Tl	V	Zn		Zr	
	calc	calc		ppm	ppm	ppm		ppm	
#1	-0.00261	0.01098		0.00080	0.00080	-0.00080		0.00080	
#2	-0.00089	0.00662		0.00065	0.00065	-0.00065		0.00065	
Mean	-0.00175	0.00880		0.00072	0.00072	-0.00072		0.00072	
%RSD	69.33248	35.09049		15.12358	48.73578	26.62900	62.90474	24.50157	0.06212

Method : Paragon2
 File : 130925A
 SampleId1 : 1309218-12
 SampleId2 :
 Analysis commenced : 9/25/2013 13:27:11
 Dilution ratio : 1.00000 to 1.00000 Tray :

Printed : 9/25/2013 15:20:31
 [SAMPLE]
 Position : TUBE28

Final concentrations

#1	-0.00030	-0.08220	0.00831	1.97635	0.01397	0.00075	-0.00085	22.91469	0.00319
#2	0.00001	-0.08324	0.00646	1.97760	0.01397	0.00073	-0.00313	22.94398	0.00344
Mean	-0.00014	-0.08272	0.00739	1.97698	0.01397	0.00074	-0.00199	22.92933	0.00332
%RSD	149.66847	0.88951	17.67768	0.04466	0.00000	1.69045	80.99384	0.09035	5.30189
	Ag	Al	As	B	Ba	Be	Bi	Ca	Cd
	ppm	ppm	ppm	ppm	ppm	ppm	ppm	ppm	ppm
#1	-0.00031	0.00404	0.03502	67.49240	30.95367	0.00545	22.08371	0.63928	18.78075
#2	0.00043	0.00473	0.03514	67.52841	30.94102	0.00546	22.10188	0.63994	18.79081
Mean	0.00006	0.00438	0.03508	67.51040	30.94735	0.00546	22.09280	0.63961	18.78578
%RSD	831.95117	11.08961	0.25076	0.03772	0.02888	0.04665	0.05817	0.07396	0.03788

#1	72.39250	0.00276	2.37213	0.00875	-0.01328	26.53657	0.01856	0.01613	0.00459
#2	72.28163	0.00171	2.40971	0.00505	-0.01514	26.39917	0.01364	0.00196	0.00703
Mean	72.33706	0.00223	2.39092	0.00690	-0.01421	26.46787	0.01610	0.00904	0.00581
%RSD	0.10837	33.23012	1.11148	37.87616	9.25600	0.36706	21.58421	110.79599	29.79221
	Co	Cr	Cu	Fe	K	Li	Mg	Mn	Mo
	ppm	ppm	ppm	ppm	ppm	ppm	ppm	ppm	ppm
#1	-0.00031	0.00404	0.03502	67.49240	30.95367	0.00545	22.08371	0.63928	18.78075
#2	0.00043	0.00473	0.03514	67.52841	30.94102	0.00546	22.10188	0.63994	18.79081
Mean	0.00006	0.00438	0.03508	67.51040	30.94735	0.00546	22.09280	0.63961	18.78578
%RSD	831.95117	11.08961	0.25076	0.03772	0.02888	0.04665	0.05817	0.07396	0.03788

#1	72.39250	0.00276	2.37213	0.00875	-0.01328	26.53657	0.01856	0.01613	0.00459
#2	72.28163	0.00171	2.40971	0.00505	-0.01514	26.39917	0.01364	0.00196	0.00703
Mean	72.33706	0.00223	2.39092	0.00690	-0.01421	26.46787	0.01610	0.00904	0.00581
%RSD	0.10837	33.23012	1.11148	37.87616	9.25600	0.36706	21.58421	110.79599	29.79221
	Na	Ni	P	Pb I	Pb II	S	Sb	Se I	Se II
	ppm	ppm	ppm	ppm	ppm	ppm	ppm	ppm	ppm
#1	72.39250	0.00276	2.37213	0.00875	-0.01328	26.53657	0.01856	0.01613	0.00459
#2	72.28163	0.00171	2.40971	0.00505	-0.01514	26.39917	0.01364	0.00196	0.00703
Mean	72.33706	0.00223	2.39092	0.00690	-0.01421	26.46787	0.01610	0.00904	0.00581
%RSD	0.10837	33.23012	1.11148	37.87616	9.25600	0.36706	21.58421	110.79599	29.79221

	Si	Sr	Ti	U	V	Zn	Zr
	ppm	ppm	ppm	ppm	ppm	ppm	ppm
#1	2.76012	0.00868	-0.00093	0.02066	-0.00212	0.11677	-0.00715
#2	2.76946	0.01150	-0.00094	0.02807	-0.00244	0.11830	-0.00718
Mean	2.76479	0.01009	-0.00093	0.02436	-0.00228	0.11754	-0.00717
%RSD	0.23874	19.72722	0.97675	21.51070	9.70493	0.91798	0.35537

	Pb	Se
	calc	calc
#1	-0.00595	0.00843
#2	-0.00842	0.00534
Mean	-0.00718	0.00689
%RSD	24.33381	31.67551

Method : Paragon2 File : 130925A

sampleId1 : 1309258-1 sampleId2 :

Analysis commenced : 9/25/2013 13:28:42

Dilution ratio : 1.00000 to 1.00000 Tray :

Printed : 9/25/2013 15:20:31

[SAMPLE]

Position : TUBE29

Final concentrations

	Ag	Al	As	B	Ba	Be	Bi	Ca	Cd
	ppm	ppm	ppm	ppm	ppm	ppm	ppm	ppm	ppm
#1	0.00039	0.59961	0.00409	0.01074	0.16241	0.00057	-0.00218	41.70290	-0.00032
#2	-0.00146	0.60508	-0.01279	0.01108	0.16379	0.00055	-0.00168	41.72787	-0.00035
Mean	-0.00053	0.60235	-0.00435	0.01091	0.16310	0.00056	-0.00193	41.71539	-0.00033
%RSD	245.99054	0.64282	274.34594	2.18894	0.59773	2.56665	18.57195	0.04233	6.72485

	Co	Cr	Cu	Fe	K	Li	Mg	Mn	Mo
	ppm	ppm	ppm	ppm	ppm	ppm	ppm	ppm	ppm
#1	-0.00013	0.00083	0.00581	0.46746	0.59112	0.00625	6.88148	0.00484	0.04236
#2	-0.00076	-0.00014	0.00632	0.46174	0.58131	0.00631	6.90054	0.00470	0.03625
Mean	-0.00044	0.00034	0.00606	0.46460	0.58622	0.00628	6.89101	0.00477	0.03931
%RSD	100.79318	197.55603	5.93305	0.87140	1.18413	0.68862	0.19558	1.96478	10.98944

	Na	Ni	P	Pb I	Pb II	s	sb	se I	se II
	ppm	ppm	ppm	ppm	ppm	ppm	ppm	ppm	ppm
#1	13.24221	-0.00081	0.01560	-0.00037	-0.00071	3.92200	0.00131	0.00728	-0.00194
#2	13.32724	-0.00091	0.00307	-0.00172	0.00148	3.95736	-0.00345	-0.00062	-0.00118
Mean	13.28472	-0.00086	0.00933	-0.00105	0.00039	3.93968	-0.00107	0.00333	-0.00156
%RSD	0.45261	8.60146	94.95846	91.26711	401.41994	0.63467	314.03431	167.88129	34.59197

	Si	Sr	Ti	U	V	Zn	Zr
	ppm	ppm	ppm	ppm	ppm	ppm	ppm
#1	9.82249	0.00398	0.01244	-0.00591	-0.00024	0.02070	-0.00061
#2	9.88229	-0.00822	0.01263	-0.01537	0.00013	0.02146	-0.00052
Mean	9.85239	-0.00212	0.01254	-0.01064	-0.00005	0.02108	-0.00056
%RSD	0.42915	406.21588	667.29361	62.88985	500.27595	2.55689	11.52937

Seser: STEVE WORKMAN

Pb
 calc
 #1 -0.00060 0.00113
 #2 0.00042 -0.00099
 Mean -0.00009 0.00007
 %RSD 788.13865 2185.46707

Method : Paragon2 File : 130925A
 SampleId1 : 1309258-1D SampleId2 :
 Analysis commenced : 9/25/2013 13:30:14
 Dilution ratio : 1.00000 to 1.00000 Tray :

Printed : 9/25/2013 15:20:31
 [SAMPLE]
 Position : TUBE30

Final concentrations

#1	Ag	ppm	Al	ppm	As	ppm	B	ppm	Ba	ppm	Be	ppm	Bi	ppm	Ca	ppm	Cd	ppm
#2	-0.00038	0.69699	0.69084	-0.00198	0.00973	0.16207	0.00916	0.16147	0.00055	-0.00015	0.00047	-0.00046	41.60521	0.00046	41.76029	-0.00040	0.00003	0.00003
Mean	-0.00034	0.69391	0.69391	-0.00171	0.00945	0.16177	0.00945	0.16177	0.00051	-0.00231	0.00051	-0.00231	41.68275	0.00003	41.68275	0.00003	0.00003	0.00003
%RSD	16.08127	0.62701	0.62701	21.76428	4.21341	0.26366	4.21341	0.26366	11.67653	132.25737	11.67653	132.25737	0.26309	1991.83587	0.26309	1991.83587	1991.83587	1991.83587

#1	Co	ppm	Cr	ppm	Cu	ppm	Fe	ppm	K	ppm	Li	ppm	Mg	ppm	Mn	ppm	Mo	ppm
#2	-0.00098	0.00046	0.00018	0.00606	0.00606	0.46715	0.46963	0.59058	6.88321	6.88321	0.00626	0.00626	6.86473	6.86473	0.00457	0.01620	0.01620	
Mean	-0.00066	0.00032	0.00032	0.00625	0.00625	0.46839	0.46839	0.59181	6.87397	6.87397	0.00625	0.00625	6.87397	6.87397	0.00457	0.01633	0.01633	
%RSD	67.63370	60.78020	60.78020	4.28970	4.28970	0.37379	0.37379	0.29324	0.19012	0.19012	0.16282	0.16282	0.19012	0.19012	0.00000	1.14959	1.14959	

#1	Na	ppm	Ni	ppm	P	ppm	Pb I	ppm	Pb II	ppm	S	ppm	Sb	ppm	Se I	ppm	Se II	ppm
#2	13.24962	-0.00023	-0.00039	0.02500	0.00078	-0.00064	0.00066	0.00064	0.00064	0.00066	3.96444	3.96444	0.00066	0.00066	-0.00318	-0.00057	-0.00057	
Mean	13.22227	-0.00031	-0.00031	0.02892	0.00028	0.00036	0.00028	0.00036	0.00036	0.00028	3.90079	3.90079	0.00028	0.00028	0.01494	0.00118	0.00118	
%RSD	0.29252	35.70340	35.70340	19.15679	66.01120	498.63560	66.01120	498.63560	498.63560	228.80713	1.14446	1.14446	228.80713	228.80713	217.77145	49.52824	49.52824	

#1	Si	ppm	Sn	ppm	Sr	ppm	Ti	ppm	Tl	ppm	U	ppm	V	ppm	Zn	ppm	Zr	ppm
#2	10.01591	0.00116	0.00210	0.12897	0.12857	0.01494	0.01494	0.01494	-0.00022	0.00046	-0.01267	0.00046	0.00046	0.00046	0.02222	-0.00037	-0.00037	
Mean	10.01401	0.00163	0.00163	0.12877	0.12877	0.01494	0.01494	0.01494	0.00074	0.00062	-0.01233	0.00062	0.00062	0.00062	0.02184	-0.00037	-0.00037	
%RSD	0.02684	40.78021	40.78021	0.22067	0.22067	183.34650	183.34650	183.34650	36.80711	36.80711	3.86626	3.86626	36.80711	36.80711	2.46768	0.13485	0.13485	

#1	Pb	calc	Se	calc
#2	-0.00017	-0.00144	-0.00144	-0.00144
Mean	0.00008	0.00138	0.00138	0.00138
%RSD	428.07648	288.73163	288.73163	288.73163

Method : Paragon2 File : 130925A Printed : 9/25/2013 15:20:31

SampleId1 : CCV SampleId2 :
 Analysis commenced : 9/25/2013 13:33:57
 Dilution ratio : 1.00000 to 1.00000 Tray :

[CV]
 Position : STD1

Final concentrations

	Ag	Al	As	B	Ba	Be	Bi	Ca	Cd
	ppm	ppm	ppm	ppm	ppm	ppm	ppm	ppm	ppm
#1	0.19903	47.98366	0.51107	0.99685	1.01871	0.48185	0.52302	48.60611	0.50621
#2	0.19738	48.35910	0.49427	0.99809	1.01718	0.48438	0.51592	48.92246	0.50618
Mean	0.19821	48.17138	0.50267	0.99747	1.01795	0.48312	0.51947	48.76429	0.50619
%RSD	0.58856	0.55111	2.36381	0.08815	0.10570	0.37044	0.96661	0.45873	0.00485

	Co	Cr	Cu	Fe	K	Li	Mg	Mn	Mo
	ppm	ppm	ppm	ppm	ppm	ppm	ppm	ppm	ppm
#1	0.49784	0.98280	1.01539	19.63230	50.67367	0.50227	47.90658	0.98843	1.01025
#2	0.50091	0.98879	1.01640	19.73382	50.85481	0.50440	48.08745	0.99301	1.01146
Mean	0.49937	0.98579	1.01589	19.68306	50.76424	0.50333	47.99702	0.99072	1.01085
%RSD	0.43510	0.42973	0.07043	0.36470	0.25230	0.29940	0.26647	0.32634	0.08421

	Na	Ni	P	Pb I	Pb II	S	Sb	Se I	Se II
	ppm	ppm	ppm	ppm	ppm	ppm	ppm	ppm	ppm
#1	50.93530	1.01017	4.83401	0.94267	0.95287	4.84888	0.48344	0.98462	0.95749
#2	51.14697	1.00605	4.88283	0.94355	0.98698	4.91967	0.48619	0.98275	1.00456
Mean	51.04113	1.00811	4.85842	0.94311	0.96992	4.88428	0.48481	0.98368	0.98102
%RSD	0.29324	0.28895	0.71062	0.06536	2.48689	1.02484	0.40092	0.13472	3.39273

	Si	Sr	Ti	Tl	U	V	Zn	Zr
	ppm	ppm	ppm	ppm	ppm	ppm	ppm	ppm
#1	4.65049	0.98970	0.44991	0.51159	4.91724	0.48170	0.98532	0.96980
#2	4.68274	0.97743	0.45264	0.51750	4.91852	0.48287	0.99148	0.97283
Mean	4.66661	0.98356	0.45128	0.51455	4.91788	0.48228	0.98840	0.97132
%RSD	0.48864	0.88212	0.00691	0.81307	0.01836	0.17125	0.44085	0.22100

	Pb	Se
	calc	calc
#1	0.94947	0.96652
#2	0.97252	0.99729
Mean	0.96099	0.98191
%RSD	1.69553	2.21597

Method : Paragon2 File : 130925A
 SampleId1 : CCB SampleId2 :
 Analysis commenced : 9/25/2013 13:39:58
 Dilution ratio : 1.00000 to 1.00000 Tray :

Printed : 9/25/2013 15:20:31
 [CB]

Position : STD2

Final concentrations

	Ag	Al	As	B	Ba	Be	Bi	Ca	Cd
	ppm	ppm	ppm	ppm	ppm	ppm	ppm	ppm	ppm
#1	0.19903	47.98366	0.51107	0.99685	1.01871	0.48185	0.52302	48.60611	0.50621
#2	0.19738	48.35910	0.49427	0.99809	1.01718	0.48438	0.51592	48.92246	0.50618
Mean	0.19821	48.17138	0.50267	0.99747	1.01795	0.48312	0.51947	48.76429	0.50619
%RSD	0.58856	0.55111	2.36381	0.08815	0.10570	0.37044	0.96661	0.45873	0.00485

#1	0.00047	-0.04771	0.00356	-0.00682	-0.00130	0.00004	-0.00629	0.11040	-0.00023
#2	-0.00084	-0.04619	-0.00963	-0.00716	-0.00143	0.00005	-0.00376	0.10918	-0.00014
Mean	-0.00019	-0.04695	-0.00303	-0.00699	-0.00136	0.00005	-0.00502	0.10979	-0.00018
%RSD	497.42375	2.27996	307.53675	3.41664	6.70350	20.03852	35.67090	0.78759	35.15655

	Co	Cr	Cu	Fe	K	Li	Mg	Mn	Mo
	ppm	ppm	ppm	ppm	ppm	ppm	ppm	ppm	ppm
#1	-0.00033	0.00000	-0.00153	-0.00994	0.02885	-0.00248	0.02220	-0.00007	-0.00039
#2	-0.00117	0.00005	-0.00178	-0.00979	0.01250	-0.00249	0.01646	-0.00020	-0.00132
Mean	-0.00075	0.00003	-0.00165	-0.00986	0.02067	-0.00248	0.01933	-0.00013	-0.00086
%RSD	79.72457	138.80735	10.68484	1.10354	55.90147	0.41000	20.98413	70.03911	76.46069

	Na	Ni	P	Pb I	Pb II	S	Sb	Se I	Se II
	ppm	ppm	ppm	ppm	ppm	ppm	ppm	ppm	ppm
#1	0.04854	-0.00097	-0.00633	0.00270	-0.00279	-0.02342	0.00182	0.00333	-0.00018
#2	0.04809	-0.00165	-0.00581	-0.00083	0.00265	-0.02342	0.00057	-0.00342	-0.00125
Mean	0.04832	-0.00131	-0.00607	0.00094	-0.00007	-0.02342	0.00119	-0.00004	-0.00071
%RSD	0.65528	36.85564	6.08087	266.59004	5537.15794	0.00000	74.08506	10679.83960	105.99958

	Si	Sn	Sr	Ti	Tl	U	V	Zn	Zr
	ppm	ppm	ppm	ppm	ppm	ppm	ppm	ppm	ppm
#1	-0.01758	0.00681	-0.00001	-0.00157	0.01029	-0.01366	0.00029	-0.00064	0.00165
#2	-0.01693	0.00869	-0.00004	-0.00179	0.00808	-0.02583	-0.00047	-0.00064	0.00144
Mean	-0.01725	0.00775	-0.00003	-0.00168	0.00919	-0.01975	-0.00009	-0.00064	0.00154
%RSD	2.66113	17.13523	64.66923	9.21883	16.99450	43.59250	602.99809	0.00000	9.42746

	Pb	Se
	calc	calc
#1	-0.00096	0.00099
#2	0.00149	-0.00197
Mean	0.00027	-0.00049
%RSD	653.17040	426.64394

Method : Paragon2
 File : 130925A
 SampleId1 : 1309258-1L 5X
 SampleId2 :
 Analysis commenced : 9/25/2013 13:41:35
 Dilution ratio : 1.00000 to 1.00000 Tray :

Printed : 9/25/2013 15:20:32
 [SAMPLE]
 Position : TUBE31

Final concentrations

	Al	Ag	As	B	Ba	Be	Bi	Ca	Cd
	ppm	ppm	ppm	ppm	ppm	ppm	ppm	ppm	ppm
#1	0.09193	-0.00099	0.00145	-0.00333	0.03196	0.00018	0.00311	8.28590	-0.00033
#2	0.08297	-0.00076	0.00198	-0.00333	0.03183	0.00008	-0.00248	8.30618	-0.00016
Mean	0.08745	-0.00088	0.00172	-0.00333	0.03189	0.00013	0.00032	8.29604	-0.00024
%RSD	18.70697	18.70697	21.74999	0.00000	0.28619	52.49057	1250.86748	0.17282	50.29884
#1	-0.00166	-0.00050	0.00025	0.08248	0.07925	-0.00110	1.37452	0.00046	0.00226

	Na	Ni	P	Pb I	Pb II	S	Sb	Se I	Se II
	ppm	ppm	ppm	ppm	ppm	ppm	ppm	ppm	ppm
#2	-0.00071	-0.00004	0.00088	0.08309	0.08660	-0.00110	1.36762	0.00060	0.00000
Mean	-0.00119	-0.00027	0.00056	0.08278	0.08292	-0.00110	1.37107	0.00053	0.00113
%RSD	56.77398	122.33879	79.28336	0.52653	6.27252	0.00000	0.35547	17.72021	140.98298
	Na	Ni	P	Pb I	Pb II	S	Sb	Se I	Se II
	ppm	ppm	ppm	ppm	ppm	ppm	ppm	ppm	ppm
#1	2.30182	0.00013	-0.00947	-0.00530	-0.00092	0.75172	0.00034	-0.00040	-0.00184
#2	2.27616	-0.00065	-0.00059	-0.00134	-0.00052	0.77286	-0.00365	-0.00411	-0.00352
Mean	2.28899	-0.00026	-0.00503	-0.00332	-0.00072	0.76229	-0.00166	-0.00226	-0.00268
%RSD	0.79266	214.64351	124.85003	84.26961	38.87583	1.96176	170.52587	116.50056	44.24541
	Si	Sn	Sr	Ti	Tl	U	V	Zn	Zr
	ppm	ppm	ppm	ppm	ppm	ppm	ppm	ppm	ppm
#1	1.93482	0.00774	0.02544	0.00093	0.00901	-0.02726	-0.00082	0.00241	0.00096
#2	1.92586	0.00774	0.02533	0.00099	0.00377	-0.02793	-0.00050	0.00164	0.00125
Mean	1.93034	0.00774	0.02538	0.00096	0.00639	-0.02759	-0.00066	0.00203	0.00111
%RSD	0.32844	0.00068	0.30454	4.73893	57.89833	1.73420	34.77852	26.60122	18.75336

Method : Paragon2
File : 130925A
sampleId1 : 1309258-1MS
sampleId2 :
Analysis commenced : 9/25/2013 13:43:07
Dilution ratio : 1.00000 to 1.00000 Tray :

Printed : 9/25/2013 15:20:32
[SAMPLE]

Position : TUBE32

Final concentrations

	Ag	Al	As	B	Ba	Be	Bi	Ca	Cd
	ppm	ppm	ppm	ppm	ppm	ppm	ppm	ppm	ppm
#1	0.09940	2.94790	1.06096	1.06593	1.23402	0.04787	0.00492	80.33312	0.05212
#2	0.09917	2.93162	1.06177	1.06706	1.22962	0.04807	0.00035	80.86347	0.05252
Mean	0.09928	2.93976	1.06136	1.06649	1.23182	0.04797	0.00263	80.59830	0.05232
%RSD	0.16604	0.39143	0.05396	0.07497	0.25262	0.29138	122.88098	0.46529	0.55171
	Co	Cr	Cu	Fe	K	Li	Mg	Mn	Mo
	ppm	ppm	ppm	ppm	ppm	ppm	ppm	ppm	ppm
#1	0.50733	0.20560	0.27677	1.46405	44.79883	0.54250	46.75054	0.51482	1.02858
#2	0.50902	0.20597	0.27411	1.47046	44.46349	0.53803	46.68872	0.51669	1.03554
Mean	0.50817	0.20579	0.27544	1.46725	44.63116	0.54027	46.71963	0.51576	1.03206
%RSD	0.23530	0.12609	0.68228	0.30903	0.53131	0.58473	0.09357	0.25635	0.47662
	Na	Ni	P	Pb I	Pb II	S	Sb	Se I	Se II
	ppm	ppm	ppm	ppm	ppm	ppm	ppm	ppm	ppm
#1	57.55089	0.51407	10.65418	0.48514	0.51320	14.22967	0.50519	2.07046	2.07885
#2	57.13270	0.51591	10.61104	0.48834	0.51380	14.18680	0.49443	2.07945	2.13280

Mean	57.34180	0.51499	10.63261	0.48674	0.51350	14.20824	0.49981	2.07495	2.10583
%RSD	0.51568	0.25296	0.28690	0.46487	0.08194	0.21336	1.52239	0.30654	1.81151
	Si	Sn	Sr	Ti	Tl	U	V	Zn	Zr
#1	11.12005	0.50529	0.63856	0.47532	2.25499	-0.02020	0.50169	0.51744	0.00325
#2	11.12156	0.50811	0.63675	0.47654	2.21990	-0.01614	0.50364	0.52127	0.00246
Mean	11.12081	0.50670	0.63766	0.47593	2.23745	-0.01817	0.50266	0.51935	0.00286
%RSD	0.00964	0.39380	0.20086	0.18220	1.10890	15.77252	0.27403	0.52169	19.51455

	Pb	Se
	calc	calc
#1	0.50386	2.07606
#2	0.50532	2.11504
Mean	0.50459	2.09555
%RSD	0.20494	1.31528

Method : Paragon2
 File : 130925A
 SampleId1 : 1309258-1MSD
 SampleId2 :
 Analysis commenced : 9/25/2013 13:44:38
 Dilution ratio : 1.00000 to 1.00000 Tray :

Printed : 9/25/2013 15:20:32
 [SAMPLE]

Position : TUBE33

Final concentrations

#1	Ag	Al	As	B	Ba	Be	Bi	Ca	Cd
#2	0.09887	2.92926	1.05502	1.06842	1.23850	0.04783	0.00212	79.09133	0.05177
Mean	0.09871	2.91782	1.04733	1.06508	1.23454	0.04775	0.00162	79.24697	0.05168
%RSD	0.22813	0.55459	1.03859	0.44291	0.45422	0.23067	44.56613	0.27775	0.26020
#1	Co	Cr	Cu	Fe	K	Li	Mg	Mn	Mo
#2	0.50606	0.20357	0.27778	1.44700	44.95512	0.54529	46.69292	0.51296	1.03580
Mean	0.50611	0.20410	0.27683	1.44833	44.75261	0.54290	46.60410	0.51322	1.03420
%RSD	0.01334	0.36602	0.48537	0.12978	0.63995	0.62222	0.26953	0.07360	0.21953
#1	Na	Ni	P	Pb I	Pb II	S	Sb	Se I	Se II
#2	57.17874	0.51644	10.48058	0.48587	0.50565	13.77962	0.50248	2.08158	2.06010
Mean	57.00843	0.51452	10.47118	0.48679	0.50617	13.75462	0.50096	2.08501	2.09893
%RSD	0.42250	0.52808	0.12688	0.26688	0.14692	0.25701	0.42841	0.23296	2.61636
#1	Si	Sn	Sr	Ti	Tl	U	V	Zn	Zr
#2	10.93164	0.51094	0.63928	0.47412	2.26873	-0.02695	0.50038	0.51284	0.00022
Mean	10.91408	0.50764	0.63766	0.47403	2.24781	-0.02221	0.50079	0.51437	0.00031
%RSD	0.51094	0.50435	0.63605	0.47395	2.22690	-0.01748	0.50120	0.51590	0.00040

%RSD	0.22750	0.91761	0.35798	0.02503	1.31586	30.13347	0.11478	0.42137	40.80813
		Pb	Se						
		calc	calc						
#1	0.49906	2.06725							
#2	0.50037	2.12134							
Mean	0.49972	2.09429							
%RSD	0.18583	1.82621							

Method : Paragon2
 File : 130925A
SampleId1 : 1309279-1
SampleId2 :
Analysis commenced : 9/25/2013 13:47:27
 Dilution ratio : 1.00000 to 1.00000 Tray :

Printed : 9/25/2013 15:20:32
 [SAMPLE]
 Position : TUBE34

Final concentrations

#1	-0.00068	0.31171	0.00303	0.02121	0.04129	0.00052	-0.00398	74.42315	0.00317
#2	-0.00053	0.31121	-0.00251	0.01884	0.04103	0.00049	-0.00195	74.75907	0.00356
Mean	-0.00060	0.31146	0.00026	0.02003	0.04116	0.00051	-0.00297	74.59111	0.00337
%RSD	17.79511	0.11226	1481.10917	8.34671	0.44349	4.62199	48.33315	0.31844	8.23614
		Ag	Al	As	B	Ba	Bi	Ca	Cd
		ppm	ppm	ppm	ppm	ppm	ppm	ppm	ppm
#1	0.00110	0.00066	0.00493	0.14815	3.15025	0.00643	7.40317	0.13951	0.01448
#2	0.00046	0.00065	0.00417	0.14815	3.14669	0.00639	7.40549	0.14017	0.01301
Mean	0.00078	0.00066	0.00455	0.14815	3.14847	0.00641	7.40433	0.13984	0.01375
%RSD	57.59558	0.29479	11.81643	0.00000	0.07998	0.51624	0.02207	0.33579	7.51361
		Co	Cr	Cu	Fe	K	Mg	Mn	Mo
		ppm	ppm	ppm	ppm	ppm	ppm	ppm	ppm
#1	8.19782	0.00674	0.05530	-0.00149	-0.00097	50.20334	0.00240	0.01075	0.00290
#2	8.19455	0.00790	0.06105	0.00204	0.00035	50.40303	0.00065	0.00309	0.00519
Mean	8.19618	0.00732	0.05817	0.00027	-0.00031	50.30319	0.00152	0.00692	0.00404
%RSD	0.02820	11.14711	6.98513	914.25070	304.70905	0.28071	81.34353	78.30701	40.04759
		Na	Ni	P	Pb I	Pb II	Sb	Se I	Se II
		ppm	ppm	ppm	ppm	ppm	ppm	ppm	ppm
#1	6.81938	0.01337	0.29100	0.00395	0.00926	-0.02866	0.00081	0.61634	0.00000
#2	6.83038	0.00493	0.29099	0.00358	0.00651	-0.02460	0.00070	0.62709	0.00019
Mean	6.82488	0.00915	0.29099	0.00377	0.00788	-0.02663	0.00076	0.62171	0.00009
%RSD	0.11400	65.28410	0.00297	7.00816	24.66239	10.77459	10.03652	1.22159	140.75147
		Si	Sn	Sr	Ti	Tl	V	Zn	Zr
		ppm	ppm	ppm	ppm	ppm	ppm	ppm	ppm
#1	-0.00114	0.00551	0.00449	0.00500	14.48375				
#2	0.00091	0.00500	0.00500	0.00500	0.00500				
Mean	-0.00011	0.00500	0.00500	0.00500	0.00500				
%RSD	1280.15383								

ted: 9/25/2013 15:20:43 **User: STEVE WORKMAN**
 Method : Paragon2 File : 130925A
sampleId1 : 1309279-2 **sampleId2 :**
Analysis commenced : 9/25/2013 13:48:58
 Dilution ratio : 1.00000 to 1.00000 Tray :

Printed : 9/25/2013 15:20:32
 [SAMPLE]

Position : TUBE35

Final concentrations

	Ag	Al	As	B	Ba	Be	Bi	Ca	Cd
	ppm	ppm	ppm	ppm	ppm	ppm	ppm	ppm	ppm
#1	-0.00116	7.77106	0.00989	0.01434	1.46776	0.00136	-0.00123	58.97712	0.00563
#2	-0.00139	7.84899	0.00119	0.01581	1.47933	0.00135	-0.00807	58.79618	0.00560
Mean	-0.00128	7.81002	0.00554	0.01507	1.47355	0.00136	-0.00465	58.88665	0.00562
%RSD	12.66726	0.70556	111.10747	6.86467	0.55546	0.81147	104.07651	0.21727	0.36355

	Co	Cr	Cu	Fe	K	Li	Mg	Mn	Mo
	ppm	ppm	ppm	ppm	ppm	ppm	ppm	ppm	ppm
#1	0.00753	0.02487	0.06855	24.31582	5.47025	0.01098	9.57374	0.50107	0.01394
#2	0.00700	0.02455	0.06829	24.34551	5.53050	0.01112	9.64730	0.50120	0.01448
Mean	0.00727	0.02471	0.06842	24.33067	5.50037	0.01105	9.61052	0.50114	0.01421
%RSD	5.14950	0.91416	0.25988	0.08627	0.77453	0.92127	0.54118	0.01884	2.64288

	Na	Ni	P	Pb I	Pb II	S	Sb	Se I	Se II
	ppm	ppm	ppm	ppm	ppm	ppm	ppm	ppm	ppm
#1	6.18188	0.01718	3.29276	0.15849	0.16080	24.57138	0.01476	0.00635	0.00036
#2	6.27137	0.01708	3.26404	0.15406	0.16187	24.62912	0.01153	0.00194	-0.00147
Mean	6.22663	0.01713	3.27840	0.15627	0.16134	24.60025	0.01314	0.00415	-0.00056
%RSD	1.01621	0.43309	0.61955	2.00562	0.47004	0.16599	17.38852	75.33105	231.53510

	Si	Sn	Sr	Ti	Tl	U	V	Zn	Zr
	ppm	ppm	ppm	ppm	ppm	ppm	ppm	ppm	ppm
#1	20.48217	0.01836	0.29750	1.36265	-0.00179	-0.00113	0.02106	1.58963	-0.00068
#2	20.64653	0.00990	0.29939	1.37050	-0.00286	-0.00657	0.02047	1.57335	-0.00085
Mean	20.56435	0.01413	0.29845	1.36658	-0.00233	-0.00385	0.02077	1.58149	-0.00077
%RSD	0.56518	42.30836	0.44608	0.40608	32.56847	99.74914	1.99288	0.72790	15.44144

	Pb	Se
	calc	calc
#1	0.16003	0.00235
#2	0.15927	-0.00034
Mean	0.15965	0.00101
%RSD	0.33691	188.62954

Method : Paragon2 File : 130925A
sampleId1 : 1309304-1 **sampleId2 :**
Analysis commenced : 9/25/2013 13:50:30
 Dilution ratio : 1.00000 to 1.00000 Tray :

Printed : 9/25/2013 15:20:32
 [SAMPLE]

Position : TUBE36

Final concentrations

	Ag	Al	As	B	Ba	Be	Bi	Ca	Cd
#1	-0.00038	-0.00703	0.00092	-0.00389	0.04534	0.00033	-0.00501	5.16033	-0.00012
#2	-0.00038	-0.01199	-0.00752	-0.00401	0.04573	0.00027	-0.00069	5.16404	0.00006
Mean	-0.00038	-0.00951	-0.00330	-0.00395	0.04553	0.00030	-0.00285	5.16218	-0.00003
%RSD	0.57015	36.84736	181.05624	2.01528	0.60145	13.65095	107.07768	0.05072	383.56578

	Co	Cr	Cu	Fe	K	Li	Mg	Mn	Mo
#1	-0.00006	0.00379	0.00202	0.32520	0.56876	-0.00225	0.47142	0.12570	-0.00013
#2	-0.00037	0.00356	0.00202	0.32242	0.55922	-0.00225	0.47659	0.12610	-0.00146
Mean	-0.00022	0.00368	0.00202	0.32381	0.56399	-0.00225	0.47401	0.12590	-0.00079
%RSD	103.31525	4.50090	0.04665	0.60732	1.19655	0.00000	0.77046	0.22374	118.37246

	Na	Ni	P	Pb I	Pb II	S	Sb	Se I	Se II
#1	0.24002	0.00176	0.02135	0.00015	0.00044	0.80811	-0.00043	0.00983	0.00354
#2	0.23991	0.00066	0.01560	-0.00166	-0.00023	0.82926	0.00304	-0.00202	0.00002
Mean	0.23997	0.00121	0.01847	-0.00075	0.00011	0.81869	0.00131	0.00390	0.00178
%RSD	0.03311	64.39835	21.99088	169.40692	438.39760	1.82672	188.33910	214.59012	139.57265

	Si	Sn	Sr	Ti	Tl	U	V	Zn	Zr
#1	0.80283	0.00023	0.07435	0.00216	-0.00681	-0.02474	-0.00022	1.26226	0.00115
#2	0.80347	0.00399	0.07472	0.00195	0.00090	-0.02000	-0.00049	1.26689	0.00108
Mean	0.80315	0.00211	0.07453	0.00205	-0.00296	-0.02237	-0.00035	1.26457	0.00112
%RSD	0.05664	125.72104	0.34614	7.53158	184.19251	14.97205	54.31347	0.25920	4.34742

	Pb	Se
#1	0.00034	calc
#2	-0.00070	0.00563
Mean	-0.00018	0.00249
%RSD	412.70194	178.78419

Method : Paragon2
 File : 130925A
 SampleId1 : IP130924-4MB
 SampleId2 :
 Analysis commenced : 9/25/2013 13:54:00
 Dilution ratio : 1.00000 to 1.00000 Tray :

Printed : 9/25/2013 15:20:33
 [SAMPLE]

Position : TUBE37

Final concentrations

	Ag	Al	As	B	Ba	Be	Bi	Ca	Cd
#1	-0.00068	-0.04068	-0.00119	-0.00828	-0.00151	0.00013	-0.00528	0.10755	-0.00025
#2	-0.00138	-0.04009	-0.00198	-0.00941	-0.00147	0.00013	-0.00604	0.10551	-0.00045
Mean	-0.00103	-0.04038	-0.00158	-0.00885	-0.00149	0.00013	-0.00566	0.10653	-0.00035
%RSD	48.11534	1.04069	35.36805	8.99760	2.04101	0.09602	9.50640	1.35282	40.17530

	Co	Cr	Cu	Fe	K	Li	Mg	Mn	Mo
#1	-0.00068	-0.04068	-0.00119	-0.00828	-0.00151	0.00013	-0.00528	0.10755	-0.00025
#2	-0.00138	-0.04009	-0.00198	-0.00941	-0.00147	0.00013	-0.00604	0.10551	-0.00045
Mean	-0.00103	-0.04038	-0.00158	-0.00885	-0.00149	0.00013	-0.00566	0.10653	-0.00035
%RSD	48.11534	1.04069	35.36805	8.99760	2.04101	0.09602	9.50640	1.35282	40.17530

#1	ppm	-0.00149	ppm	-0.00177	ppm	-0.01025	ppm	-0.00384	ppm	-0.00257	ppm	-0.01359	ppm	-0.00033
#2	ppm	-0.00117	ppm	-0.00190	ppm	-0.01040	ppm	-0.01038	ppm	-0.00257	ppm	0.01417	ppm	-0.00033
Mean	ppm	-0.00133	ppm	-0.00184	ppm	-0.01033	ppm	-0.00711	ppm	-0.00257	ppm	0.01388	ppm	-0.00033
%RSD		16.83676		4.89487		1.05418		65.01145		0.00000		2.92225		0.00000

#1	ppm	0.04401	ppm	-0.00223	ppm	-0.00477	ppm	0.00047	ppm	-0.02342	ppm	0.00006	ppm	0.00165
#2	ppm	0.04412	ppm	-0.00139	ppm	0.00986	ppm	-0.00477	ppm	-0.01637	ppm	-0.00241	ppm	-0.00216
Mean	ppm	0.04406	ppm	-0.00181	ppm	0.00254	ppm	-0.00215	ppm	-0.01989	ppm	-0.00118	ppm	-0.00025
%RSD		0.17962		32.84886		406.37622		172.32027		25.03618		149.06645		58.48571

#1	ppm	-0.01823	ppm	0.00118	ppm	-0.00152	ppm	0.00450	ppm	-0.03192	ppm	-0.00068	ppm	0.00012
#2	ppm	-0.01952	ppm	0.00305	ppm	-0.00008	ppm	-0.00073	ppm	-0.02921	ppm	-0.00084	ppm	0.00088
Mean	ppm	-0.01888	ppm	0.00212	ppm	-0.00150	ppm	0.00188	ppm	-0.03057	ppm	-0.00076	ppm	0.00050
%RSD		4.83756		62.73217		10.57459		196.18013		6.25822		15.03416		107.42999

#1	calc	-0.00019	calc	0.00275										
#2	calc	-0.00534	calc	0.00252										
Mean	calc	-0.00276	calc	0.00264										
%RSD		131.84802		6.02417										

Method : Paragon2
File : 130925A
SampleId1 : IP130924-4LCS
SampleId2 :
Analysis commenced : 9/25/2013 13:55:32
Dilution ratio : 1.00000 to 1.00000 Tray :

Printed : 9/25/2013 15:20:33
[SAMPLE]

Position : TUBE38

Final concentrations

#1	ppm	0.09645	ppm	1.85283	ppm	0.99729	ppm	1.00872	ppm	0.04904	ppm	0.00025	ppm	38.56048	ppm	0.05235
#2	ppm	0.09546	ppm	1.84593	ppm	0.98974	ppm	1.00273	ppm	0.04881	ppm	-0.00433	ppm	38.48115	ppm	0.05116
Mean	ppm	0.09595	ppm	1.84938	ppm	0.99352	ppm	1.00572	ppm	0.04892	ppm	-0.00204	ppm	38.52082	ppm	0.05175
%RSD		0.73489		0.26365		0.53720		0.42124		0.33730		158.50569		0.14561		1.62540

#1	ppm	0.49322	ppm	0.20024	ppm	0.25969	ppm	0.94375	ppm	0.50607	ppm	38.77577	ppm	0.49706	ppm	0.99380
#2	ppm	0.49151	ppm	0.19882	ppm	0.25805	ppm	0.94110	ppm	0.50299	ppm	38.61850	ppm	0.49653	ppm	0.98885
Mean	ppm	0.49236	ppm	0.19953	ppm	0.25887	ppm	0.94243	ppm	0.50453	ppm	38.69714	ppm	0.49680	ppm	0.99133
%RSD		0.24516		0.50395		0.44801		0.19839		0.43139		0.28737		0.07602		0.35296

	Si	Sr	Ti	Tl	U	V	Zn	Zr
	ppm	ppm	ppm	ppm	ppm	ppm	ppm	ppm
#1	40.25021	0.50365	0.47219	0.47558	9.93732	0.48417	1.99665	1.94291
#2	39.99327	0.50075	0.47052	0.48342	10.00847	0.48164	1.96141	2.01865
Mean	40.12174	0.50220	0.47135	0.47950	9.97289	0.48290	1.97903	1.98078
%RSD	0.45284	0.40759	0.25011	1.15585	0.50449	0.37099	1.25914	2.70373
#1	1.09907	0.48933	0.44284	2.17306	-0.02318	0.48712	0.57033	0.00187
#2	1.09077	0.48086	0.44271	2.17642	-0.03873	0.48377	0.56726	0.00107
Mean	1.09492	0.48510	0.44278	2.17474	-0.03096	0.48544	0.56879	0.00147
%RSD	0.53653	1.23448	0.02061	0.10937	35.52554	0.48848	0.38128	38.63832

Method : Paragon2
 File : 130925A
SampleId1 : 1309329-1
SampleId2 :
Analysis commenced : 9/25/2013 13:57:04
 Dilution ratio : 1.00000 to 1.00000 Tray :

Printed : 9/25/2013 15:20:33
 [SAMPLE]
 Position : TUBE39

	Pb	Se	Ag	Al	As	B	Ba	Be	Bi	Ca	Cd	Co	Cr	Cu	Fe	K	Li	Mg	Mn	Mo	Ni	P	Pb I	Pb II	S	Sb	Se I	Se II	Si	Sr	Ti	Tl	U	V	Zn	Zr	
	calc	calc	ppm	ppm	ppm	ppm	ppm	ppm	ppm	ppm	ppm	ppm	ppm	ppm	ppm	ppm	ppm	ppm	ppm	ppm	ppm	ppm	ppm	ppm	ppm	ppm	ppm	ppm	ppm	ppm	ppm	ppm	ppm	ppm	ppm	ppm	ppm
#1	0.47445	1.96081	0.20984	0.20984	0.00989	2.00507	0.03346	0.00040	-0.00292	304.96420	-0.00039	-0.00060	0.00163	0.00500	0.11716	12.38078	0.28924	126.77288	0.00166	0.01886	411.46077	-0.02357	0.00225	0.00094	518.98869	0.00142	0.05781	0.07040	8.33890	10.51871	0.00098	0.00694	0.16411	0.00237	0.02451	-0.00023	
#2	0.47912	1.99959	0.20856	0.20856	0.00040	2.01188	0.03359	0.00034	-0.00343	303.38546	-0.00029	-0.00039	0.00137	0.00538	0.11716	12.45040	0.29034	126.82369	0.00166	0.02125	404.21840	-0.03975	0.00173	-0.00170	519.52418	-0.00379	0.05455	0.06184	0.00000	10.51871	0.00098	0.00694	0.16411	0.00237	0.02451	-0.00023	
Mean	0.47679	1.98020	0.20920	0.20920	0.00515	2.00848	0.03353	0.00037	-0.00318	304.17483	-0.00034	-0.00039	0.00150	0.00519	0.11716	12.41559	0.28979	126.79828	0.00166	0.02005	407.83959	-0.03166	0.00199	-0.00038	519.25644	-0.00118	0.05618	0.06612	0.00000	10.51871	0.00098	0.00694	0.16411	0.00237	0.02451	-0.00023	
%RSD	0.69300	1.38487	20.01386	0.43562	130.52880	0.23981	0.27224	10.66988	11.35050	0.36701	19.60945	30.27280	12.68885	5.21196	0.00000	0.39650	0.26792	0.02834	0.00000	8.42824	1.25567	36.15226	18.54080	493.50180	311.41252	4.10434	9.14839										

#2 8.33545 0.00774 10.49700 0.00446 0.15261 0.00199 0.02451 0.00003
Mean **8.33718** **-0.00117** **10.50785** **0.00570** **0.15836** **0.00218** **0.02451** **-0.00010**
 %RSD 0.02924 1076.17323 0.14606 30.80285 5.13371 12.24219 0.00000 180.12892

Pb **se**
 calc
 #1 0.00138 0.06620
 #2 -0.00056 0.05941
Mean **0.00041** **0.06281**
 %RSD 332.95038 7.64609

Method : Paragon2 File : 130925A
sampleId1 : 1309329-1D **sampleId2** :
Analysis commenced : 9/25/2013 13:58:37
 Dilution ratio : 1.00000 to 1.00000 Tray :

Printed : 9/25/2013 15:20:33
 [SAMPLE]
 Position : TUBE40

Final concentrations

#1 -0.00026 0.22318 0.00699 0.03514 0.00040 -0.00292 306.07735
 #2 -0.00089 0.22164 -0.00673 0.03523 0.00037 0.00013 307.10024
Mean **-0.00058** **0.22241** **0.00013** **0.03518** **0.00038** **-0.00140** **306.58880**
 %RSD 76.82212 0.49045 7292.07227 0.17295 5.30711 154.05643 0.23591 11.92087

Ag **Al** **As** **B** **Ba** **Bi** **Ca** **Cd**
 ppm ppm ppm ppm ppm ppm ppm ppm
 #1 0.00004 0.00224 0.00500 0.15601 12.58910 127.85466 0.00179 0.01819
 #2 0.00004 0.00251 0.00513 0.15771 12.58687 128.12444 0.00192 0.01886
Mean **0.00004** **0.00237** **0.00506** **0.15686** **12.58799** **127.98955** **0.00185** **0.01853**
 %RSD 1.60582 8.05676 1.72889 0.76477 0.01252 0.14905 5.05429 2.53413

Co **Cr** **Cu** **Fe** **K** **Li** **Mg** **Mo**
 ppm ppm ppm ppm ppm ppm ppm ppm
 #1 399.03928 0.00040 0.00040 0.00163 -0.00111 523.02350 0.00107 0.05131
 #2 397.52896 -0.00175 -0.00128 -0.00128 0.00014 524.77542 -0.00356 0.05940
Mean **398.28412** **-0.00068** **-0.00146** **-0.00048** **523.89946** **-0.00231** **0.05478** **0.05536**
 %RSD 0.26814 224.01944 18.27175 17.04380 183.16134 75.93310 14.39237 10.34134

Na **Ni** **P** **Pb I** **Pb II** **S** **Sb** **se I** **se II**
 ppm ppm ppm ppm ppm ppm ppm ppm
 #1 8.40021 0.00024 10.59496 0.00040 0.00753 0.15732 0.00200 0.01231
 #2 8.42048 0.00211 10.58242 0.00085 0.00644 0.16679 0.00195 0.01003
Mean **8.41034** **0.00117** **10.58869** **0.00063** **0.00699** **0.16205** **0.00197** **0.01117**
 %RSD 0.17043 112.95283 50.91669 11.07270 11.07270 4.13095 1.89963 14.47279 1052.21803

Si **Sr** **Tl** **Ti** **Tl** **U** **V** **Zn** **Zr**
 ppm ppm ppm ppm ppm ppm ppm ppm
 #1 8.40021 0.00024 10.59496 0.00040 0.00753 0.15732 0.00200 0.01231
 #2 8.42048 0.00211 10.58242 0.00085 0.00644 0.16679 0.00195 0.01003
Mean **8.41034** **0.00117** **10.58869** **0.00063** **0.00699** **0.16205** **0.00197** **0.01117**
 %RSD 0.17043 112.95283 50.91669 11.07270 11.07270 4.13095 1.89963 14.47279 1052.21803

Mean -0.00081 0.05516ser: STEVE WORKMAN
 %RSD 83.32304 2.16200

Method : Paragon2 File : 130925A
 SampleId1 : CCV SampleId2 :
 Analysis commenced : 9/25/2013 14:00:14
 Dilution ratio : 1.00000 to 1.00000 Tray :

Position : STD1

Final concentrations

	Ag	Al	As	B	Ba	Be	Bi	Ca	Cd
#1	0.19877	48.15594	0.48947	1.00782	1.02088	0.48623	0.52329	49.49798	0.51469
#2	0.19886	48.21409	0.49534	1.00646	1.02101	0.48586	0.51593	49.30815	0.51060
Mean	0.19881	48.18501	0.49240	1.00714	1.02095	0.48605	0.51961	49.40307	0.51265
%RSD	0.03183	0.08532	0.84248	0.09524	0.00903	0.05321	1.00250	0.27170	0.56362

	Co	Cr	Cu	Fe	K	Li	Mg	Mn	Mo
#1	0.50570	0.99451	1.02197	19.80670	50.86429	0.50511	48.30202	0.99637	1.02925
#2	0.50166	0.99089	1.02185	19.79492	50.94435	0.50579	48.25574	0.99610	1.02162
Mean	0.50368	0.99270	1.02191	19.80081	50.90432	0.50545	48.27888	0.99623	1.02544
%RSD	0.56674	0.25736	0.00847	0.04207	0.11121	0.09569	0.06779	0.01909	0.52580

	Na	Ni	P	Pb I	Pb II	S	Sb	Se I	Se II
#1	48.70420	1.02316	4.82167	0.95177	0.97075	4.98339	0.49280	0.97149	0.97643
#2	48.99622	1.02105	4.88552	0.94806	0.98838	5.04003	0.48548	0.97265	1.00380
Mean	48.85021	1.02211	4.85359	0.94992	0.97956	5.01171	0.48914	0.97207	0.99011
%RSD	0.42270	0.14617	0.93018	0.27615	1.27223	0.79913	1.05711	0.08460	1.95483

	Si	Sn	Sr	Ti	Tl	U	V	Zn	Zr
#1	4.69198	0.98120	0.50763	0.45166	0.53195	4.91034	0.48792	0.98532	0.97820
#2	4.69621	0.99441	0.50693	0.45180	0.51562	4.89545	0.48607	0.98301	0.97791
Mean	4.69409	0.98781	0.50728	0.45173	0.52378	4.90290	0.48700	0.98416	0.97805
%RSD	0.06371	0.94565	0.09761	0.02222	2.20496	0.21470	0.26795	0.16602	0.02106

	Pb	Se
#1	calc	calc
#2	0.96443	0.97478
Mean	0.96969	0.98411
%RSD	0.76713	1.33966

Method : Paragon2 File : 130925A
 SampleId1 : CCB SampleId2 :
 Analysis commenced : 9/25/2013 14:01:52
 Dilution ratio : 1.00000 to 1.00000 Tray :

Position : STD2

	Ag	Al	As	B	Ba	Be	Bi	Ca	Cd
	ppm	ppm	ppm	ppm	ppm	ppm	ppm	ppm	ppm
#1	0.00031	-0.02809	0.00145	-0.00457	-0.00104	0.00025	0.00336	0.14790	0.00017
#2	0.00024	-0.03099	0.00092	-0.00569	-0.00117	0.00019	0.00056	0.14220	0.00071
Mean	0.00027	-0.02954	0.00119	-0.00513	-0.00110	0.00022	0.00196	0.14505	0.00044
%RSD	18.38907	6.94282	31.41162	15.51101	8.27191	17.90940	100.80884	2.78214	86.23605

	Co	Cr	Cu	Fe	K	Li	Mg	Mn	Mo
	ppm	ppm	ppm	ppm	ppm	ppm	ppm	ppm	ppm
#1	-0.00022	0.00092	-0.00115	0.00161	0.03593	-0.00218	0.03998	0.00020	0.00053
#2	-0.00043	-0.00018	-0.00127	-0.00147	0.03130	-0.00220	0.03367	0.00020	0.00093
Mean	-0.00033	0.00037	-0.00121	0.00007	0.03361	-0.00219	0.03682	0.00020	0.00073
%RSD	45.62885	210.48864	7.26825	3308.74050	9.74194	0.69681	12.11623	0.00000	38.38510

	Na	Ni	P	Pb I	Pb II	S	Sb	Se I	Se II
	ppm	ppm	ppm	ppm	ppm	ppm	ppm	ppm	ppm
#1	0.13099	-0.00039	-0.01469	0.00033	-0.00365	0.01885	0.00182	0.01239	0.00196
#2	0.12180	-0.00175	0.00411	0.00242	-0.00179	0.01885	0.00058	0.00240	-0.00201
Mean	0.12639	-0.00107	-0.00529	0.00138	-0.00272	0.01885	0.00120	0.00739	-0.00002
%RSD	5.14271	89.93828	251.34517	107.24935	48.33037	0.00000	72.94060	95.59739	11527.70090

	Sn	Sr	Ti	Tl	U	V	Zn	Zr
	ppm	ppm	ppm	ppm	ppm	ppm	ppm	ppm
#1	-0.01530	0.00493	-0.00121	0.00425	-0.01096	0.00008	0.00164	0.00214
#2	-0.01952	0.00118	-0.00135	0.00782	-0.01840	-0.00030	0.00164	0.00185
Mean	-0.01741	0.00305	-0.00128	0.00603	-0.01468	-0.00011	0.00164	0.00200
%RSD	17.11619	86.91678	12.23100	41.87001	35.81797	238.55374	0.00000	10.28539

Method : Paragon2
 File : 130925A
 SampleId1 : 1309329-1L 5X
 SampleId2 :
 Analysis commenced : 9/25/2013 14:03:26
 Dilution ratio : 1.00000 to 1.00000 Tray :

Printed : 9/25/2013 15:20:34

[SAMPLE]

Position : TUBE41

Final concentrations

	Ag	Al	As	B	Ba	Be	Bi	Ca	Cd
	ppm	ppm	ppm	ppm	ppm	ppm	ppm	ppm	ppm
#1	-0.00071	0.00246	0.00356	0.41339	0.00670	0.00034	-0.00070	60.72022	-0.00026
#2	-0.00125	0.00573	-0.00013	0.41226	0.00679	0.00035	-0.00527	60.70623	-0.00026
Mean	-0.00098	0.00410	0.00172	0.41282	0.00675	0.00035	-0.00298	60.71323	-0.00026
%RSD	38.70622	56.32206	152.24664	0.19314	0.90164	1.10586	108.43082	0.01630	1.14865

	Co	Cr	Cu	Fe	K	Li	Mg	Mn	Mo
#1	0.00011	-0.00002	-0.00040	0.02085	1.78435	0.04720	27.03705	-0.00007	0.00186
#2	-0.00042	0.00012	-0.00027	0.02085	1.79200	0.04746	27.07004	-0.00020	0.00359
Mean	-0.00016	0.00005	-0.00033	0.02085	1.78818	0.04733	27.05355	-0.00013	0.00273
%RSD	236.44964	189.50261	27.34956	0.00000	0.30258	0.38725	0.08623	70.03911	44.78359

	Na	Ni	P	Pb I	Pb II	S	Sb	se I	se II
#1	192.24672	-0.00202	-0.01051	-0.00325	-0.00055	111.98126	0.00083	0.01821	0.00715
#2	191.50168	-0.00170	-0.02774	-0.00151	0.00283	112.74649	-0.00289	0.00752	0.00761
Mean	191.87420	-0.00186	-0.01913	-0.00238	0.00114	112.36387	-0.00103	0.01287	0.00738
%RSD	0.27457	11.97075	63.70371	51.60827	210.44838	0.48156	256.40021	58.75393	4.38780

	Si	Sn	Sr	Ti	Tl	U	V	Zn	Zr
#1	1.75716	-0.00164	2.33564	-0.00129	0.00979	0.01404	0.00024	0.00545	0.00139
#2	1.77166	-0.01102	2.33941	-0.00096	0.00593	0.00728	-0.00057	0.00698	0.00121
Mean	1.76441	-0.00633	2.33753	-0.00113	0.00786	0.01066	-0.00016	0.00622	0.00130
%RSD	0.58106	104.81987	0.11415	20.22759	34.69821	44.84567	353.28547	17.33546	9.47986

	Pb	se
#1	calc	calc
#2	-0.00145	0.01084
Mean	-0.00003	0.00921
%RSD	6009.23685	24.98819

Method : Paragon2 File : 130925A
 SampleId1 : 1309329-1MS SampleId2 :
 Analysis commenced : 9/25/2013 14:04:58
 Dilution ratio : 1.00000 to 1.00000 Tray :

Printed : 9/25/2013 15:20:34

[SAMPLE]

Position : TUBE42

Final concentrations

	Ag	Al	As	B	Ba	Be	Bi	Ca	Cd
#1	0.09569	2.29055	0.98004	3.00485	0.96542	0.04269	-0.00132	343.13570	0.04886
#2	0.09633	2.30491	0.97115	3.01831	0.96764	0.04262	-0.00462	341.76089	0.04862
Mean	0.09601	2.29773	0.97559	3.01158	0.96653	0.04265	-0.00297	342.44830	0.04874
%RSD	0.47003	0.44185	0.64451	0.31587	0.16212	0.10897	78.55061	0.28388	0.34034

	Co	Cr	Cu	Fe	K	Li	Mg	Mn	Mo
#1	0.43778	0.17410	0.25711	0.96070	76.70930	0.97525	163.18696	0.43221	0.93564
#2	0.43629	0.17365	0.25812	0.96008	77.24330	0.98357	163.58616	0.43087	0.93858
Mean	0.43703	0.17388	0.25762	0.96039	76.97630	0.97941	163.38656	0.43154	0.93711
%RSD	0.24033	0.18363	0.27898	0.04581	0.49054	0.60065	0.17276	0.21857	0.22193

	Na	Ni	P	Pb I	Pb II	S	Sb	Se I	Se II
	ppm	ppm	ppm	ppm	ppm	ppm	ppm	ppm	ppm
#1	381.28252	0.43456	0.00672	0.43556	0.43935	525.40365	0.45933	2.10299	2.06932
#2	378.92394	0.43171	-0.04236	0.43319	0.45130	525.09964	0.45458	2.09233	2.14420
Mean	380.10323	0.43314	-0.01782	0.43437	0.44532	525.25165	0.45696	2.09766	2.10676
%RSD	0.43877	0.46377	194.76892	0.38513	1.89818	0.04093	0.73500	0.35936	2.51312

	Si	Sn	Sr	Ti	Tl	U	V	Zn	Zr
	ppm	ppm	ppm	ppm	ppm	ppm	ppm	ppm	ppm
#1	9.83465	0.47904	10.93766	0.39211	2.07199	0.16482	0.43230	0.43012	0.00373
#2	9.88109	0.47527	10.93786	0.39308	2.06132	0.14927	0.43181	0.43165	0.00244
Mean	9.85787	0.47716	10.93776	0.39260	2.06666	0.15704	0.43205	0.43088	0.00309
%RSD	0.33318	0.55794	0.00126	0.17429	0.36485	7.00380	0.07970	0.25127	29.65341

	Pb	Se
	calc	calc
#1	0.43808	2.08053
#2	0.44527	2.12693
Mean	0.44168	2.10373
%RSD	1.15041	1.55935

Method : Paragon2
 File : 130925A
SampleId1 : 1309329-1MSD
sampleId2 :
Analysis commenced : 9/25/2013 14:06:30
 Dilution ratio : 1.00000 to 1.00000 Tray :

Printed : 9/25/2013 15:20:34
 [SAMPLE]

Position : TUBE43

Final concentrations

	Ag	Al	As	B	Ba	Be	Bi	Ca	Cd
	ppm	ppm	ppm	ppm	ppm	ppm	ppm	ppm	ppm
#1	0.09788	2.26415	0.96684	2.99630	0.97337	0.04271	-0.00030	338.77489	0.04821
#2	0.09726	2.27694	0.96872	3.00291	0.97020	0.04282	0.00047	340.46010	0.04861
Mean	0.09757	2.27054	0.96778	2.99961	0.97179	0.04277	0.00008	339.61750	0.04841
%RSD	0.44814	0.39837	0.13780	0.15587	0.23081	0.17666	648.08826	0.35087	0.58542

	Co	Cr	Cu	Fe	K	Li	Mg	Mn	Mo
	ppm	ppm	ppm	ppm	ppm	ppm	ppm	ppm	ppm
#1	0.43704	0.17429	0.25938	0.94841	77.76136	0.98604	162.62380	0.43194	0.94085
#2	0.43990	0.17443	0.26052	0.95246	77.67252	0.98590	163.03870	0.43314	0.95021
Mean	0.43847	0.17436	0.25995	0.95044	77.71694	0.98597	162.83125	0.43254	0.94553
%RSD	0.46064	0.05769	0.31010	0.30088	0.08083	0.01007	0.18018	0.19626	0.69988

	Na	Ni	P	Pb I	Pb II	S	Sb	Se I	Se II
	ppm	ppm	ppm	ppm	ppm	ppm	ppm	ppm	ppm
#1	370.86509	0.43855	-0.02200	0.43702	0.44160	520.25186	0.45485	2.10441	2.10776
#2	373.69452	0.43866	-0.03296	0.43742	0.44499	522.25434	0.46293	2.11127	2.16932
Mean	372.27981	0.43861	-0.02748	0.43722	0.44330	521.25310	0.45889	2.10784	2.13854
%RSD	0.53742	0.01696	28.21326	0.06521	0.54105	0.27165	1.24541	0.23018	2.03543

	Si	Sn	Sr	Ti	Tl	U	V	Zn	Zr
	ppm	ppm	ppm	ppm	ppm	ppm	ppm	ppm	ppm
#1	9.83465	0.47904	10.93766	0.39211	2.07199	0.16482	0.43230	0.43012	0.00373
#2	9.88109	0.47527	10.93786	0.39308	2.06132	0.14927	0.43181	0.43165	0.00244
Mean	9.85787	0.47716	10.93776	0.39260	2.06666	0.15704	0.43205	0.43088	0.00309
%RSD	0.33318	0.55794	0.00126	0.17429	0.36485	7.00380	0.07970	0.25127	29.65341

#1	9.68366	ppm	0.48468	ppm	10.87998	ppm	2.07281	ppm	0.16483	ppm	0.42629	ppm	0.00074
#2	9.72847		0.48374		10.86172		2.09945		0.15942		0.43088		0.00070
Mean	9.70606		0.48421		10.87085		2.08613		0.16212		0.43421		0.00072
%RSD	0.32642		0.13789		0.11878		0.90297		2.36119		0.02659		4.17230

	Pb	se
	calc	
#1	0.44008	2.10665
#2	0.44247	2.14999
Mean	0.44127	2.12832
%RSD	0.38405	1.44007

Method : Paragon2
 File : 130925A
SampleId1 : 1309329-2
SampleId2 :
Analysis commenced : 9/25/2013 14:08:02
 Dilution ratio : 1.00000 to 1.00000 Tray :

Printed : 9/25/2013 15:20:34
 [SAMPLE]

Position : TUBE44

Final concentrations

#1	-0.00105	Ag	ppm	0.07345	Al	ppm	0.00726	As	ppm	2.05912	B	ppm	0.03316	Ba	ppm	0.00067	Be	ppm	0.00089	Bi	ppm	300.83229	Ca	ppm	-0.00025
#2	-0.00112			0.07333			-0.00462			2.06468			0.03312			0.00059			0.00241		302.80120			0.00004	
Mean	-0.00109			0.07339			0.00132			2.06190			0.03314			0.00063			0.00165		301.81675			-0.00011	
%RSD	4.54342			0.12103			635.92951			0.19082			0.09181			8.45182			65.34443		0.46128			187.94381	

#1	0.00014	Co	ppm	0.00131	Cr	ppm	0.00538	Cu	ppm	0.05366	Fe	ppm	12.95803	K	ppm	0.30405	Li	ppm	128.32022	Mg	ppm	0.00126	Mn	ppm	0.02058
#2	-0.00039			0.00150			0.00513			0.05412			12.92375			0.30313			128.65260		0.00152			0.02032	
Mean	-0.00012			0.00140			0.00525			0.05389			12.94089			0.30359			128.48641		0.00139			0.02045	
%RSD	304.45457			9.63258			3.36957			0.60639			0.18733			0.21214			0.18292		13.48115			0.91823	

#1	370.45614	Na	ppm	-0.00107	Ni	ppm	-0.02827	P	ppm	0.00026	Pb I	ppm	-0.00357	Pb II	ppm	520.78769	S	ppm	0.00268	Sb	ppm	0.06548	Se I	ppm	0.06397
#2	370.02648			-0.00223			-0.04967			-0.00119			-0.00184			522.80082			-0.00131		0.06245			0.06244	
Mean	370.24131			-0.00165			-0.03897			-0.00046			-0.00271			521.79425			0.00069		0.06397			0.06321	
%RSD	0.08206			49.47687			38.84376			220.97279			45.14232			410.89663			410.89663		3.34641			1.70866	

#1	8.08140	Si	ppm	-0.00539	Sn	ppm	10.72032	Ti	ppm	-0.00072	Tl	ppm	0.01266	Tl	ppm	0.17160	U	ppm	0.00257	V	ppm	0.00088	Zn	ppm	0.00002
#2	8.10380			0.00681			10.71874			0.00037			0.01679			0.16213			0.00171		0.00545			-0.00029	
Mean	8.09260			0.00071			10.71953			-0.00017			0.01473			0.16687			0.00214		0.00317			-0.00013	
%RSD	0.19574			1220.98290			0.01042			448.75446			19.82011			4.01250			28.49765		102.03149			166.38630	

Pb	se
calc	

#1 -0.00230 0.06447ser: STEVE WORKMAN
 #2 -0.00163 0.06245
Mean -0.00196 0.06346
 %RSD 24.22434 2.25839

Method : Paragon2 File : 130925A
sampleId1 : 1309329-3 **sampleId2 :**
Analysis commenced : 9/25/2013 14:09:34
 Dilution ratio : 1.00000 to 1.00000 Tray :

Printed : 9/25/2013 15:20:34
 [SAMPLE]

Position : TUBE45

Final concentrations

	Ag	Al	As	B	Ba	Be	Bi	Ca	Cd
	ppm	ppm	ppm	ppm	ppm	ppm	ppm	ppm	ppm
#1	0.00074	-0.05074	0.00277	2.04311	0.03135	0.00061	-0.00267	299.76992	0.00007
#2	-0.00096	-0.05876	-0.00435	2.03652	0.03135	0.00056	0.00291	299.12704	0.00000
Mean	-0.00011	-0.05475	-0.00079	2.03981	0.03135	0.00059	0.00012	299.44848	0.00004
%RSD	1060.68008	10.35379	636.98296	0.22829	0.00000	6.35065	3342.91916	0.15181	125.73890

	Co	Cr	Cu	Fe	K	Li	Mg	Mn	Mo
	ppm	ppm	ppm	ppm	ppm	ppm	ppm	ppm	ppm
#1	0.00057	0.00163	0.00513	-0.00840	12.49607	0.29498	126.76130	0.00073	0.01872
#2	-0.00039	-0.00002	0.00500	-0.00917	12.51640	0.29542	126.87001	0.00073	0.01846
Mean	0.00009	0.00081	0.00506	-0.00879	12.50624	0.29520	126.81565	0.00073	0.01859
%RSD	743.73437	145.11471	1.71298	6.19450	0.11496	0.10607	0.06062	0.00000	1.01003

	Na	Ni	P	Pb I	Pb II	S	Sb	Se I	Se II
	ppm	ppm	ppm	ppm	ppm	ppm	ppm	ppm	ppm
#1	375.07081	-0.00065	-0.03662	-0.00128	-0.00424	516.02082	-0.00007	0.05734	0.05449
#2	372.29832	-0.00055	-0.06116	-0.00187	-0.00357	516.58580	0.00068	0.06384	0.05877
Mean	373.68456	-0.00060	-0.04889	-0.00158	-0.00390	516.30331	0.00030	0.06059	0.05663
%RSD	0.52462	12.36036	35.49110	26.73585	12.15626	0.07738	174.68767	7.58537	5.34055

	Sn	Sr	Ti	Tl	U	V	Zn	Zr
	ppm	ppm	ppm	ppm	ppm	ppm	ppm	ppm
#1	7.54914	10.59463	-0.00234	0.00489	0.16894	0.00239	0.00164	0.00012
#2	7.56840	10.57765	-0.00256	0.00433	0.15542	0.00174	0.00469	-0.00014
Mean	7.55877	10.58614	-0.00245	0.00461	0.16218	0.00207	0.00317	-0.00001
%RSD	0.18014	94.50328	6.31362	8.55640	5.89730	22.19231	68.02134	2287.92615

	Pb	Se
	calc	calc
#1	-0.00325	0.05544
#2	-0.00300	0.06046
Mean	-0.00313	0.05795
%RSD	5.63481	6.12218

Method : Paragon2 File : 130925A
sampleId1 : 1309329-4 **sampleId2 :**
Analysis commenced : 9/25/2013 14:11:05

Printed : 9/25/2013 15:20:35
 [SAMPLE]

Dilution ratio : 1.00000 to 1.00000 Tray :

Position : TUBE46

Final concentrations

	Ag	Al	As	B	Ba	Be	Bi	Ca	Cd
#1	-0.001112	-0.06029	0.00857	2.03050	0.03122	0.00057	0.00393	297.47289	-0.00032
#2	-0.000065	-0.05987	0.00119	2.03505	0.03140	0.00055	-0.00115	298.71090	-0.00012
Mean	-0.000089	-0.06008	0.00488	2.03277	0.03131	0.00056	0.00139	298.09189	-0.00022
%RSD	37.65059	0.48553	107.01101	0.15798	0.38866	2.48419	258.18504	0.29367	63.33218

	Co	Cr	Cu	Fe	K	Li	Mg	Mn	Mo
#1	-0.00017	0.00025	0.00652	-0.00563	12.62643	0.29623	126.50595	-0.00007	0.01926
#2	-0.000038	0.00053	0.00690	-0.00609	12.62699	0.29655	126.89574	-0.00007	0.01833
Mean	-0.00028	0.00039	0.00671	-0.00586	12.62671	0.29639	126.70085	-0.00007	0.01879
%RSD	53.50819	51.38314	4.02942	5.57159	0.00312	0.07644	0.21754	0.00000	3.49765

	Na	Ni	P	Pb I	Pb II	S	Sb	Se I	Se II
#1	370.53198	-0.00112	-0.03610	0.00130	-0.00384	514.63933	0.00267	0.05781	0.05021
#2	371.02799	-0.00050	-0.05698	0.00116	-0.00099	516.68670	0.00217	0.05896	0.04960
Mean	370.77999	-0.00081	-0.04654	0.00123	-0.00241	515.66301	0.00242	0.05839	0.04991
%RSD	0.09459	54.95101	31.73037	8.00950	83.62104	0.28075	14.71320	1.40024	0.86548

	Si	Sn	Sr	Ti	Tl	U	V	Zn	Zr
#1	7.58304	0.00587	10.58011	-0.00274	0.01700	0.16623	0.00217	0.00164	-0.00030
#2	7.61135	-0.00258	10.57493	-0.00277	0.00874	0.15609	0.00239	0.00164	-0.00025
Mean	7.59719	0.00165	10.57752	-0.00275	0.01287	0.16116	0.00228	0.00164	-0.00027
%RSD	0.26345	362.42661	0.03458	0.66117	45.42587	4.45092	6.68189	0.00000	11.98974

	Pb	Se
	calc	calc
#1	-0.00213	0.05274
#2	-0.00027	0.05272
Mean	-0.00120	0.05273
%RSD	109.53392	0.03011

Method : Paragon2 File : 130925A

SampleId1 : 1309329-5 SampleId2 :

Analysis commenced : 9/25/2013 14:12:37

Dilution ratio : 1.00000 to 1.00000 Tray :

Printed : 9/25/2013 15:20:35

[SAMPLE]

Position : TUBE47

Final concentrations

	Ag	Al	As	B	Ba	Be	Bi	Ca	Cd
#1	-0.00084	0.54736	0.00620	0.01873	0.12171	0.00040	0.00158	130.33354	-0.00024
#2	-0.00130	0.55291	-0.00989	0.01727	0.12214	0.00037	-0.00553	130.10004	-0.00052

Mean	-0.00107	0.55014	-0.00185	0.01800	0.12192	0.00039	-0.00198	130.21679	-0.00038
%RSD	30.47959	0.71220	616.61976	5.74859	0.24977	5.51112	254.35023	0.12679	50.63590
	Co	Cr	Cu	Fe	K	Li	Mg	Mn	Mo
	ppm	ppm	ppm	ppm	ppm	ppm	ppm	ppm	ppm
#1	-0.00100	0.02802	-0.00064	0.01762	4.08110	0.03602	0.06464	0.00006	0.00346
#2	-0.00026	0.02743	-0.00089	0.01793	4.10360	0.03627	0.05317	-0.00007	-0.00093
Mean	-0.00063	0.02773	-0.00076	0.01777	4.09235	0.03614	0.05891	0.00000	0.00126
%RSD	83.02116	1.52228	23.28751	1.22532	0.38881	0.47891	13.77107	7375.32585	244.94279

	Na	Ni	P	Pb I	Pb II	S	Sb	Se I	Se II
	ppm	ppm	ppm	ppm	ppm	ppm	ppm	ppm	ppm
#1	46.30944	-0.00060	-0.03558	0.00433	-0.00174	5.30203	0.00200	0.00077	-0.00918
#2	46.97358	-0.00207	-0.01782	-0.00034	-0.00479	5.28786	-0.00251	0.00285	0.00227
Mean	46.64151	-0.00133	-0.02670	0.00199	-0.00326	5.29494	-0.00026	0.00181	-0.00346
%RSD	1.00686	77.82137	47.01908	165.76528	65.97831	0.18915	1246.47276	81.59049	234.23906

	Si	Sn	Sr	Ti	Tl	U	V	Zn	Zr
	ppm	ppm	ppm	ppm	ppm	ppm	ppm	ppm	ppm
#1	4.38623	-0.00352	0.24494	-0.00145	0.00535	-0.02450	0.00367	-0.00217	0.00056
#2	4.40322	-0.00352	0.24657	-0.00141	-0.00319	-0.02924	0.00383	-0.00217	0.00017
Mean	4.39473	-0.00352	0.24575	-0.00143	0.00108	-0.02687	0.00375	-0.00217	0.00036
%RSD	0.27350	0.00090	0.46727	1.90434	559.60180	12.45937	3.02903	0.00000	73.69318

	Pb	Se
	calc	calc
#1	0.00028	-0.00587
#2	-0.00331	0.00246
Mean	-0.00151	-0.00170
%RSD	167.58963	345.98326

Method : Paragon2
 File : 130925A
 SampleId1 : 1309329-6
 SampleId2 :
 Analysis commenced : 9/25/2013 14:14:10
 Dilution ratio : 1.00000 to 1.00000 Tray :

Printed : 9/25/2013 15:20:35
 [SAMPLE]

Position : TUBE48

Final concentrations

	Ag	Al	As	B	Ba	Be	Bi	Ca	Cd
	ppm	ppm	ppm	ppm	ppm	ppm	ppm	ppm	ppm
#1	-0.00044	0.08230	0.01148	0.09540	0.02727	0.00034	0.00514	12.77792	0.00010
#2	-0.00083	0.08337	0.01016	0.09473	0.02735	0.00031	-0.00324	12.73246	-0.00010
Mean	-0.00063	0.08284	0.01082	0.09506	0.02731	0.00033	0.00095	12.75519	0.00000
%RSD	42.84090	0.90851	8.62381	0.50254	0.22279	6.64806	626.98172	0.25205	3826.21772

	Co	Cr	Cu	Fe	K	Li	Mg	Mn	Mo
	ppm	ppm	ppm	ppm	ppm	ppm	ppm	ppm	ppm
#1	-0.00093	0.00702	-0.00127	0.06414	4.82855	0.00944	0.05891	0.00152	0.01129
#2	-0.00093	0.00661	-0.00178	0.06476	4.85328	0.00946	0.05030	0.00152	0.00903
Mean	-0.00093	0.00681	-0.00152	0.06445	4.84091	0.00945	0.05461	0.00152	0.01016

%RSD	0.00092	4.27847	23.39934	0.67620	0.36124	0.18859	11.14198	0.00000	15.70864
	Na	Ni	P	Pb I	Pb II	S	Sb	Se I	Se II
#1	43.68467	0.00019	-0.00424	0.00069	-0.00351	6.26564	0.00186	0.00472	0.00472
#2	43.83734	-0.00008	0.00359	-0.00355	0.00166	6.32944	-0.00139	0.00727	0.00212
Mean	43.76101	0.00006	-0.00033	-0.00143	-0.00092	6.29754	0.00024	0.00600	0.00342
%RSD	0.24670	334.01402	1688.70724	209.45570	396.48314	0.71638	969.64879	30.10824	53.65404
	Si	Sn	Sr	Ti	Tl	U	V	Zn	Zr
#1	22.48918	0.00774	0.19343	0.00004	0.00096	-0.01777	0.01689	0.00850	-0.00284
#2	22.52026	-0.00070	0.19403	0.00009	0.00371	-0.02251	0.01636	0.00850	-0.00295
Mean	22.50472	0.00352	0.19373	0.00007	0.00234	-0.02014	0.01662	0.00850	-0.00289
%RSD	0.09767	169.59823	0.21812	55.38976	83.23719	16.62173	2.29130	0.00000	2.65447
	Pb	Se							
	calc	calc							
#1	-0.00211	0.00472							
#2	-0.00007	0.00384							
Mean	-0.00109	0.00428							
%RSD	131.82879	14.56511							

Method : Paragon2
 File : 130925A
 SampleId1 : 1309313-9
 SampleId2 :
 Analysis commenced : 9/25/2013 14:15:42
 Dilution ratio : 1.00000 to 1.00000 Tray :

Printed : 9/25/2013 15:20:35

[SAMPLE]

Position : TUBE49

Final concentrations

#1	-0.00023	-0.06495	0.00092	0.14360	0.09212	0.00035	0.00083	80.11060	0.00015
#2	-0.00062	-0.06216	-0.00409	0.14552	0.09195	0.00035	0.00159	80.11431	-0.00032
Mean	-0.00043	-0.06356	-0.00158	0.14456	0.09204	0.00035	0.00121	80.11246	-0.00009
%RSD	64.26216	3.09985	224.00729	0.93656	0.13230	0.21628	44.31367	0.00328	373.65292
	Al	As	B	Ba	Be	Bi	Ca	Cd	
	ppm	ppm	ppm	ppm	ppm	ppm	ppm	ppm	
#1	0.00023	-0.00014	0.00366	0.01500	0.02036	34.45878	0.03082	0.00505	
#2	-0.00051	-0.00033	0.00315	0.01454	0.02035	34.46650	0.03069	0.00399	
Mean	-0.00014	-0.00024	0.00340	0.01477	0.02035	34.46264	0.03076	0.00452	
%RSD	367.60498	54.89764	10.50329	2.21156	0.00570	0.01583	0.30487	16.62516	
	Co	Cr	Cu	Fe	K	Li	Mg	Mo	
	ppm	ppm	ppm	ppm	ppm	ppm	ppm	ppm	
#1	52.64414	0.00270	0.23719	0.00119	-0.00002	68.31562	0.00333	0.00303	
#2	52.66639	0.00124	0.23823	-0.00362	0.00277	68.63142	0.00135	0.00166	
Mean	52.65527	0.00197	0.23771	-0.00121	0.00137	68.47352	0.00508	0.00234	
%RSD	0.02987	52.71538	0.31111	280.32053	143.17545	0.32612	48.53962	41.45113	
	Na	Ni	P	Pb I	Pb II	S	Sb	Se I	Se II
	ppm	ppm	ppm	ppm	ppm	ppm	ppm	ppm	ppm
#1	52.64414	0.00270	0.23719	0.00119	-0.00002	68.31562	0.00164	0.00333	0.00303
#2	52.66639	0.00124	0.23823	-0.00362	0.00277	68.63142	0.00135	0.00682	0.00166
Mean	52.65527	0.00197	0.23771	-0.00121	0.00137	68.47352	-0.00014	0.00508	0.00234
%RSD	0.02987	52.71538	0.31111	280.32053	143.17545	0.32612	1454.52033	48.53962	41.45113

	Si	Sr	Ti	U	V	Zn	Zr
	ppm	ppm	ppm	ppm	ppm	ppm	ppm
#1	6.12925	0.00775	-0.00219	-0.00353	0.00315	0.00469	0.00040
#2	6.13761	0.97878	-0.00216	-0.00489	0.00266	0.00317	0.00020
Mean	6.13343	0.00165	-0.00217	-0.00421	0.00290	0.00393	0.00030
%RSD	0.09646	523.70526	0.83733	22.71034	11.80227	27.41736	48.95968

	Pb	Se
	calc	calc
#1	0.00039	0.00313
#2	0.00064	0.00338
Mean	0.00051	0.00325
%RSD	35.24795	5.29248

Method : Paragon2 File : 130925A
sampleId1 : 1309313-10 **sampleId2 :**
Analysis commenced : 9/25/2013 14:17:15
 Dilution ratio : 1.0000 to 1.0000 Tray :

Printed : 9/25/2013 15:20:35
 [SAMPLE]

Position : TUBE50

Final concentrations

	Ag	Al	As	B	Ba	Be	Bi	Ca	Cd
	ppm	ppm	ppm	ppm	ppm	ppm	ppm	ppm	ppm
#1	-0.00094	-0.06476	0.00620	0.18066	0.15509	0.00034	-0.00399	107.87094	-0.00004
#2	-0.00070	-0.06438	-0.00092	0.17751	0.15487	0.00032	-0.00019	107.08607	0.00013
Mean	-0.00082	-0.06457	0.00264	0.17908	0.15498	0.00033	-0.00209	107.47850	0.00004
%RSD	20.91344	0.42192	190.87118	1.24538	0.09828	4.65534	128.85436	0.51637	262.51781

	Co	Cr	Cu	Fe	K	Li	Mg	Mn	Mo
	ppm	ppm	ppm	ppm	ppm	ppm	ppm	ppm	ppm
#1	-0.00064	0.00072	0.00239	0.02347	9.46551	0.02127	42.47112	0.11428	0.00531
#2	-0.00053	-0.00019	0.00252	0.02332	9.44501	0.02124	42.32526	0.11415	0.00465
Mean	-0.00058	0.00027	0.00245	0.02340	9.45526	0.02125	42.39819	0.11421	0.00498
%RSD	12.73731	242.81140	3.75028	0.46548	0.15331	0.07186	0.24326	0.08220	9.42162

	Na	Ni	P	Pb I	Pb II	S	Sb	Se I	Se II
	ppm	ppm	ppm	ppm	ppm	ppm	ppm	ppm	ppm
#1	64.46071	0.00181	0.20581	0.00257	0.00011	91.36551	-0.00164	0.01310	-0.00002
#2	64.12847	0.00176	0.17967	-0.00252	-0.00068	91.10472	-0.00114	0.00914	0.00624
Mean	64.29459	0.00179	0.19274	0.00002	-0.00029	91.23512	-0.00139	0.01112	0.00311
%RSD	0.36540	2.07617	9.58997	15856.77323	193.40712	0.20213	25.31447	25.16335	142.38923

	Si	Sr	Ti	U	V	Zn	Zr
	ppm	ppm	ppm	ppm	ppm	ppm	ppm
#1	8.22636	1.20407	-0.00217	0.00931	0.00304	0.00622	-0.00026
#2	8.18962	1.20348	-0.00199	-0.00354	0.00223	0.00622	-0.00015
Mean	8.20799	1.20377	-0.00208	0.00288	0.00264	0.00622	-0.00021
%RSD	0.31649	0.03446	6.11478	315.02497	21.67483	0.00000	37.69812

Seser: STEVE WORKMAN

Pb
calc
#1 0.00092
#2 -0.00129
Mean -0.00018
%RSD 851.85648

Method : Paragon2

File : 130925A

Printed : 9/25/2013 15:20:36

SampleId1 : CCV

SampleId2 :

[CV]

Analysis commenced : 9/25/2013 14:19:17

Dilution ratio : 1.00000 to 1.00000 Tray :

Position : STD1

Final concentrations

	Ag	Al	AS	B	Ba	Be	Bi	Ca	Cd	Co	Cr	Cu	Fe	K	Li	Mg	Mn	Mo	Na	Ni	P	Pb I	Pb II	S	Sb	Se I	Se II	Si	Sn	Sr	Ti	Tl	U	V	Zn	Zr
	ppm	ppm	ppm	ppm	ppm	ppm	ppm	ppm	ppm	ppm	ppm	ppm	ppm	ppm	ppm	ppm	ppm	ppm	ppm	ppm	ppm	ppm	ppm	ppm	ppm	ppm	ppm	ppm	ppm	ppm	ppm	ppm	ppm	ppm	ppm	ppm
#1	0.19807	47.97780	0.50520	1.01347	1.02297	0.47953	0.52330	48.72350	0.51111	0.49956	0.98042	1.02665	19.55787	51.11993	0.50773	48.13313	0.98453	1.00798	50.49981	1.01852	4.74229	0.94139	0.96250	5.00463	0.49524	0.97408	4.66816	0.94913	0.50789	0.44433	0.51621	4.92407	0.48303	0.96838		
#2	0.19808	48.00550	0.49827	1.00047	1.02597	0.48191	0.52178	48.84535	0.51076	0.49924	0.98359	1.02817	19.64977	51.11014	0.50786	48.18602	0.98695	1.01373	50.39266	1.02179	4.82328	0.94222	0.98915	4.99755	0.48948	0.97782	4.66377	0.99065	0.50858	0.44644	0.51298	4.90775	0.48295	0.97660		
Mean	0.19807	47.99165	0.50174	1.00697	1.02447	0.48072	0.52254	48.78443	0.51093	0.49940	0.98201	1.02741	19.60382	51.11503	0.50780	48.15957	0.98574	1.01085	50.44624	1.02015	4.78278	0.94181	0.97583	5.00109	0.49236	0.97595	4.66596	0.96989	0.44538	0.48299	4.91591	0.48299	0.96953	0.97523		
%RSD	0.00026	0.04082	0.97734	0.91289	0.20706	0.35046	0.20568	0.17662	0.04734	0.04516	0.22822	0.10482	0.33148	0.01354	0.01755	0.07765	0.17363	0.40233	0.15019	0.22699	1.19732	0.06193	1.93156	0.10010	0.82633	0.27098	0.06657	3.02653	0.09572	0.44367	0.01189	0.16850	0.19830			

Pb
calc
#1 0.95547
#2 0.97353
Mean 0.96450
%RSD 1.32362

Method : Paragon2

File : 130925A

Printed : 9/25/2013 15:20:36

SampleId1 : CCB SampleId2 :
 Analysis commenced : 9/25/2013 14:24:33
 Dilution ratio : 1.00000 to 1.00000 Tray :

[CB]

Position : STD2

Final concentrations

	Ag	Al	As	B	Ba	Be	Bi	Ca	Cd
#1	-0.00061	-0.03277	0.00303	-0.00637	-0.00112	0.00030	-0.00020	0.13608	-0.00011
#2	-0.00045	-0.02942	-0.00198	-0.00648	-0.00121	0.00026	-0.00553	0.13812	0.00011
Mean	-0.00053	-0.03109	0.00053	-0.00643	-0.00117	0.00028	-0.00287	0.13710	0.00000
%RSD	20.78291	7.62817	670.95877	1.23863	5.20987	10.30660	131.44608	1.05122	38762.26827

	Co	Cr	Cu	Fe	K	Li	Mg	Mn	Mo
#1	-0.00064	0.00065	-0.00178	-0.00455	0.02176	-0.00233	0.03080	0.00006	-0.00159
#2	-0.00107	-0.00004	-0.00165	-0.00548	0.01850	-0.00233	0.03137	-0.00007	-0.00186
Mean	-0.00086	0.00031	-0.00171	-0.00502	0.02013	-0.00233	0.03109	0.00000	-0.00172
%RSD	34.95851	158.57399	5.22111	13.02481	11.48292	0.21863	1.30470	7375.32585	10.90066

	Na	Ni	P	Pb I	Pb II	S	Sb	Se I	Se II
#1	0.10403	-0.00196	-0.00790	0.00023	0.00106	0.01885	0.00305	0.01215	-0.00094
#2	0.10476	-0.00039	-0.01051	-0.00387	0.00186	0.00476	0.00106	0.00216	0.00227
Mean	0.10440	-0.00118	-0.00921	-0.00182	0.00146	0.01180	0.00206	0.00715	0.00066
%RSD	0.49334	94.52645	20.05564	159.17080	38.53483	84.39632	68.37737	98.74626	342.39786

	Si	Sr	Ti	Tl	U	V	Zn	Zr
#1	-0.01904	0.00587	-0.00157	0.00423	-0.02584	-0.00019	0.00088	0.00154
#2	-0.02018	0.01338	-0.00159	0.01139	-0.02584	-0.00003	0.00317	0.00134
Mean	-0.01961	0.00962	-0.00158	0.00781	-0.02584	-0.00011	0.00203	0.00144
%RSD	4.09978	55.16638	3.02099	64.78810	0.00193	99.68969	79.80340	10.08135

	Pb	Se
#1	calc	calc
#2	0.00078	0.00342
Mean	-0.00005	0.00223
%RSD	0.00037	0.00282
	160.87815	29.74893

Method : Paragon2 File : 130925A
 SampleId1 : 1309313-11 SampleId2 :
 Analysis commenced : 9/25/2013 14:26:11
 Dilution ratio : 1.00000 to 1.00000 Tray :

Printed : 9/25/2013 15:20:36
 [SAMPLE]

Position : TUBE51

Final concentrations

Ag	Al	As	B	Ba	Be	Bi	Ca	Cd
ppm	ppm	ppm	ppm	ppm	ppm	ppm	ppm	ppm

#1	-0.00079	-0.06023	0.00409	0.14540	0.13368	0.00046	0.00261	97.59067	0.00024
#2	-0.00017	-0.06860	-0.00198	0.14540	0.13316	0.00038	-0.01186	97.81920	-0.00051
Mean	-0.00048	-0.06441	0.00106	0.14540	0.13342	0.00042	-0.00463	97.70494	-0.00014
%RSD	91.27178	9.19650	406.33743	0.00000	0.27393	14.13604	221.12717	0.16538	392.58103

	Co	Cr	Cu	Fe	K	Li	Mg	Mn	Mo
	ppm	ppm	ppm	ppm	ppm	ppm	ppm	ppm	ppm
#1	-0.00045	0.00012	0.00137	0.02455	12.49969	0.01937	41.15730	0.00192	0.00571
#2	-0.00067	-0.00025	0.00112	0.02517	12.42338	0.01929	41.10356	0.00192	0.00292
Mean	-0.00056	-0.00006	0.00125	0.02486	12.46154	0.01933	41.13043	0.00192	0.00432
%RSD	26.77486	409.92924	14.31696	1.75237	0.43300	0.30288	0.09238	0.00000	45.65351

	Na	Ni	P	Pb I	Pb II	S	Sb	Se I	Se II
	ppm	ppm	ppm	ppm	ppm	ppm	ppm	ppm	ppm
#1	49.97570	0.00270	0.35803	-0.00245	-0.00063	88.04090	0.00334	0.00938	-0.00078
#2	49.67912	0.00124	0.34442	-0.00443	-0.00003	88.19390	0.00159	0.01380	-0.00155
Mean	49.82741	0.00197	0.35123	-0.00344	-0.00033	88.11740	0.00247	0.01159	-0.00117
%RSD	0.42089	52.71538	2.73909	40.68891	128.29713	0.12278	50.35709	26.92796	46.28012

	Si	Sn	Sr	Ti	Tl	U	V	Zn	Zr
	ppm	ppm	ppm	ppm	ppm	ppm	ppm	ppm	ppm
#1	6.19178	0.00212	1.13794	-0.00214	-0.00067	0.01337	0.00261	0.00088	0.00221
#2	6.19029	-0.00258	1.13529	-0.00214	-0.01003	0.01269	0.00170	-0.00217	0.00181
Mean	6.19103	-0.00023	1.13662	-0.00214	-0.00535	0.01303	0.00215	-0.00064	0.00201
%RSD	0.01700	1443.88763	0.16513	0.00000	123.59847	3.67335	30.05413	336.00437	13.85056

	Pb	Se
	calc	calc
#1	-0.00123	0.00260
#2	-0.00150	0.00356
Mean	-0.00137	0.00308
%RSD	13.61592	22.04300

Method : Paragon2
 File : 130925A
SampleId1 : 1309313-12
SampleId2 :
Analysis commenced : 9/25/2013 14:27:43
 Dilution ratio : 1.00000 to 1.00000 Tray :

Printed : 9/25/2013 15:20:36
 [SAMPLE]

Position : TUBE52

Final concentrations

	Al	As	B	Ba	Be	Bi	Ca	Cd	
	ppm	ppm	ppm	ppm	ppm	ppm	ppm	ppm	
#1	-0.00029	0.00514	0.14202	0.14341	0.00048	-0.00220	125.16011	-0.00036	
#2	-0.00043	-0.00198	0.14180	0.14367	0.00051	-0.00373	125.05645	-0.00010	
Mean	-0.00036	-0.04865	0.14191	0.14354	0.00050	-0.00296	125.10828	-0.00023	
%RSD	28.87534	3.80912	0.11224	0.12732	3.27450	36.40986	0.05859	79.14283	
	Co	Cr	Cu	Fe	K	Li	Mg	Mn	Mo
	ppm	ppm	ppm	ppm	ppm	ppm	ppm	ppm	ppm
#1	0.00009	-0.00019	0.00161	0.12440	14.31624	0.01668	43.99847	0.03613	0.01315

	Na	Ni	P	Pb I	Pb II	S	Sb	Se I	Se II
	ppm	ppm	ppm	ppm	ppm	ppm	ppm	ppm	ppm
#2	-0.00023	-0.00042	0.00162	0.12425	14.34977	0.01669	44.04337	0.03613	0.01487
Mean	-0.00007	-0.00030	0.00161	0.12433	14.33301	0.01669	44.02092	0.03613	0.01401
%RSD	317.91723	51.80227	0.14982	0.08769	0.16541	0.04576	0.07213	0.00000	8.71143
	Na	Ni	P	Pb I	Pb II	S	Sb	Se I	Se II
	ppm	ppm	ppm	ppm	ppm	ppm	ppm	ppm	ppm
#1	46.57893	0.00396	0.21523	-0.00073	-0.00193	73.46977	0.00015	0.00756	-0.00031
#2	46.56951	0.00276	0.19483	-0.00337	0.00139	73.97591	0.00041	-0.00267	0.00060
Mean	46.57422	0.00336	0.20503	-0.00205	-0.00027	73.72284	0.00028	0.00244	0.00015
%RSD	0.01431	25.38873	7.03243	91.15302	877.50957	0.48546	65.06027	296.14883	445.29503
	Si	Sr	Ti	Tl	V	Zn	Zr		
	ppm	ppm	ppm	ppm	ppm	ppm	ppm		
#1	5.95498	0.00118	1.17870	-0.00187	0.00269	0.06491	0.00140		
#2	5.96090	-0.00258	1.18009	-0.00077	0.00215	0.06186	0.00131		
Mean	5.95794	-0.00070	1.17939	-0.00132	0.00242	0.06338	0.00135		
%RSD	0.07023	379.69806	0.08301	58.60902	15.73844	3.40246	4.54097		
	Pb	Se							
	calc	calc							
#1	-0.00153	0.00231							
#2	-0.00019	-0.00049							
Mean	-0.00086	0.00091							
%RSD	109.59348	217.10523							

Method : Paragon2
 File : 130925A
 sampleId1 : 1309315-4
 sampleId2 :
 Analysis commenced : 9/25/2013 14:29:15
 Dilution ratio : 1.00000 to 1.00000 Tray :

Printed : 9/25/2013 15:20:36
 [SAMPLE]
 Position : TUBE53

Final concentrations

	Ag	Al	As	B	Ba	Be	Bi	Ca	Cd
	ppm	ppm	ppm	ppm	ppm	ppm	ppm	ppm	ppm
#1	-0.00131	-0.04782	-0.00778	0.05262	0.04547	0.00048	-0.00349	39.60486	0.00009
#2	-0.00077	-0.04894	0.00066	0.05453	0.04534	0.00049	-0.00070	39.20723	0.00006
Mean	-0.00104	-0.04838	-0.00356	0.05357	0.04540	0.00049	-0.00209	39.40604	0.00007
%RSD	37.07223	1.64896	167.63938	2.52613	0.20105	1.79008	94.25067	0.71352	27.56946
	Co	Cr	Cu	Fe	K	Li	Mg	Mn	Mo
	ppm	ppm	ppm	ppm	ppm	ppm	ppm	ppm	ppm
#1	-0.00174	-0.00023	0.00252	0.02286	4.36052	0.00732	12.08919	0.00152	0.00000
#2	-0.00153	-0.00050	0.00214	0.02255	4.36492	0.00730	12.02764	0.00126	0.00253
Mean	-0.00164	-0.00036	0.00233	0.02270	4.36272	0.00731	12.05842	0.00139	0.00126
%RSD	9.14848	53.70600	11.50184	0.95938	0.07120	0.13932	0.36087	13.48115	141.02900
	Na	Ni	P	Pb I	Pb II	S	Sb	Se I	Se II
	ppm	ppm	ppm	ppm	ppm	ppm	ppm	ppm	ppm
#1	16.06692	0.00040	0.02082	-0.00129	-0.00140	28.22296	-0.00216	-0.00248	0.00441
#2	16.08540	0.00108	0.01978	-0.00623	0.00450	28.09259	-0.00040	0.00216	0.00059

Mean	16.07616	0.00074	0.02030	-0.00376	0.00155	28.15777	-0.00128	-0.00016	0.00250
%RSD	0.08129	65.38683	3.63836	92.95706	268.79317	0.32741	96.86667	2042.50546	108.03756
#1	6.32178	0.00587	0.30804	-0.00177	-0.00125	-0.01977	0.00196	0.00317	0.00066
#2	6.29273	-0.00633	0.30740	-0.00193	-0.00703	-0.01977	0.00207	-0.00064	0.00063
Mean	6.30726	-0.00023	0.30772	-0.00185	0.00414	-0.01977	0.00202	0.00126	0.00064
%RSD	0.32567	3749.96099	0.14893	6.35874	98.84847	0.00084	3.75546	213.21285	3.17097

Method : Paragon2
 File : 130925A
 SampleId1 : 1309315-5
 SampleId2 :
 Analysis commenced : 9/25/2013 14:30:47
 Dilution ratio : 1.00000 to 1.00000 Tray :

Printed : 9/25/2013 15:20:37
 [SAMPLE]

Position : TUBE54

Final concentrations

Ag	Al	As	B	Ba	Be	Bi	Ca	Cd	Co	Cr	Cu	Fe	K	Li	Mg	Mn	Mo	Na	Ni	P	Pb I	Pb II	S	Sb	Se I	Se II	Si	Sr	Sn	Ti	V	Zn	Zr
#1	-0.00041	-0.05053	0.04969	0.11770	0.00053	0.00261	56.59695	0.00032	-0.00048	-0.00053	-0.00119	0.02147	11.21967	0.00603	10.95072	0.04302	0.00970	9.36884	0.00249	0.03023	-0.00043	-0.00043	1.30878	0.00387	-0.00216	5.39151	0.39129	-0.00006	0.00094	0.00317	0.00037		
#2	-0.00010	-0.05164	0.05115	0.11731	0.00049	-0.00146	56.74408	0.00039	-0.00079	-0.00007	-0.00488	0.02162	11.12575	0.00601	10.92694	0.04329	0.01009	9.27667	0.00087	0.01508	-0.00305	-0.00004	1.30172	0.00362	-0.00033	5.38725	0.38975	0.00105	0.00088	0.00076			
Mean	-0.00025	-0.05108	0.05042	0.11751	0.00051	0.00057	56.67052	0.00036	-0.00064	-0.00030	-0.00185	0.02155	11.17271	0.00602	10.93883	0.04315	0.00989	9.32275	0.00168	0.02265	-0.00024	-0.00024	1.30525	0.00374	-0.00124	5.38938	0.39052	0.00100	0.00203	0.00057			
%RSD	85.96462	1.52476	2.05249	0.23323	6.06476	499.57529	0.18358	14.11873	35.37379	107.40282	45.57884	0.50540	0.59441	0.29610	0.15370	0.43463	2.84650	0.69911	68.37628	47.28248	6.26741	119.21202	0.38211	4.68833	334.24697	0.69911	68.37628	104.20477	104.20477	104.20477	104.20477		

%RSD 0.05590 759.65699 0.27952 0.42870 139.01894 3.64770 7.69609 79.80340 49.35481
 #1 calc **Pb** **Se**
 #2 calc
Mean calc
 %RSD calc

Method : Paragon2 File : 130925A
 SampleId1 : 1309327-1 SampleId2 :
 Analysis commenced : 9/25/2013 14:32:19
 Dilution ratio : 1.00000 to 1.00000 Tray :

Final concentrations
 #1 0.00100 6.07328 -0.00699 0.08290 0.09914 0.00093 0.00071 41.41601 0.00038
 #2 0.00077 6.11114 0.00462 0.08471 0.09927 0.00091 0.00012 41.26451 -0.00041
Mean 0.00088 6.09221 -0.00119 0.08380 0.09921 0.00092 0.00342 41.34026 -0.00002
 %RSD 18.27206 0.43944 691.92715 1.52009 0.09207 1.16110 136.53591 0.25913 3206.10928

#1 0.00155 0.00651 0.01049 7.02082 5.97692 0.01388 22.46899 0.21286 0.00160
 #2 0.00145 0.00702 0.01024 7.00876 5.99152 0.01395 22.53703 0.21233 0.00279
Mean 0.00150 0.00676 0.01036 7.01479 5.98422 0.01392 22.50301 0.21260 0.00219
 %RSD 4.72820 5.26878 1.73633 0.12161 0.17244 0.36579 0.21380 0.17689 38.50807

#1 35.28059 0.00386 0.26700 0.00472 0.01019 42.27522 0.00231 0.01238 -0.00036
 #2 35.42653 0.00517 0.27014 0.00443 0.01032 42.34129 -0.00192 0.00379 0.00559
Mean 35.35356 0.00451 0.26857 0.00458 0.01026 42.30825 0.00019 0.00809 0.00261
 %RSD 0.29189 20.54177 0.82626 4.41952 0.90824 0.11043 1554.06563 75.12735 161.05641

#1 17.08330 0.00754 0.55505 0.17806 0.00271 -0.02038 0.01342 0.02374 0.00018
 #2 17.09435 0.00003 0.55564 0.17557 0.00050 -0.01496 0.01321 0.02374 0.00051
Mean 17.08883 0.00379 0.55535 0.17682 0.00160 -0.01767 0.01331 0.02374 0.00034
 %RSD 0.04574 140.19911 0.07516 0.99927 97.58468 21.68292 1.15530 0.00000 66.51020

#1 0.00837 0.00388
 #2 0.00836 0.00499
Mean 0.00837 0.00444
 %RSD 0.06213 17.67984

Printed : 9/25/2013 15:20:37
 [SAMPLE]
 Position : TUBE55

ted: 9/25/2013 15:20:45 **User: STEVE WORKMAN**
 Method : Paragon2 File : 130925A
sampleId1 : 1309327-2 **sampleId2 :**
Analysis commenced : 9/25/2013 14:33:51
 Dilution ratio : 1.00000 to 1.00000 Tray :

Printed : 9/25/2013 15:20:37
 [SAMPLE]

Position : TUBE56

Final concentrations

	Ag	Al	As	B	Ba	Be	Bi	Ca	Cd
	ppm	ppm	ppm	ppm	ppm	ppm	ppm	ppm	ppm
#1	-0.00070	6.01157	0.01016	0.08403	0.10022	0.00089	0.00496	41.55484	-0.00001
#2	-0.00031	6.07518	0.00198	0.08583	0.10043	0.00084	0.00014	41.58856	0.00002
Mean	-0.00051	6.04338	0.00607	0.08493	0.10033	0.00086	0.00255	41.57170	0.00001
%RSD	55.19177	0.74428	95.30047	1.49994	0.15173	4.80868	133.66676	0.05737	280.71589

	Co	Cr	Cu	Fe	K	Li	Mg	Mn	Mo
	ppm	ppm	ppm	ppm	ppm	ppm	ppm	ppm	ppm
#1	0.00188	0.00733	0.01036	7.15941	5.95049	0.01384	22.51885	0.21446	0.00226
#2	0.00198	0.00715	0.01099	7.15875	5.98133	0.01395	22.57164	0.21499	0.00093
Mean	0.00193	0.00724	0.01068	7.15908	5.96591	0.01389	22.54524	0.21473	0.00160
%RSD	3.87765	1.75451	4.20269	0.00654	0.36550	0.58633	0.16558	0.17514	58.79635

	Na	Ni	P	Pb I	Pb II	S	Sb	Se I	Se II
	ppm	ppm	ppm	ppm	ppm	ppm	ppm	ppm	ppm
#1	35.09261	0.00743	0.29211	0.01175	0.00658	42.58358	0.00181	0.00450	0.00286
#2	35.43477	0.00758	0.29734	0.00817	0.00838	42.59827	0.00130	0.00264	0.00546
Mean	35.26369	0.00750	0.29472	0.00996	0.00748	42.59092	0.00156	0.00357	0.00416
%RSD	0.68610	1.48287	1.25508	25.38770	17.00478	0.02438	22.92929	36.93312	44.10568

	Si	Sr	Ti	Tl	U	V	Zn	Zr
	ppm	ppm	ppm	ppm	ppm	ppm	ppm	ppm
#1	16.80717	0.00285	0.17516	0.00645	0.00183	0.01335	0.02527	0.00068
#2	16.94254	0.00191	0.17532	-0.00182	-0.00561	0.01383	0.02603	0.00040
Mean	16.87486	0.00238	0.17524	0.00231	-0.00189	0.01359	0.02565	0.00054
%RSD	0.56722	27.89632	0.06162	252.45177	278.13269	2.51791	2.10114	37.08497

	Pb	Se
	calc	calc
#1	0.00830	0.00341
#2	0.00831	0.00452
Mean	0.00831	0.00396
%RSD	0.07387	19.82159

Method : Paragon2 File : 130925A
sampleId1 : 1309327-6 **sampleId2 :**
Analysis commenced : 9/25/2013 14:35:23
 Dilution ratio : 1.00000 to 1.00000 Tray :

Printed : 9/25/2013 15:20:37
 [SAMPLE]

Position : TUBE57

Final concentrations

	Ag	Al	As	B	Ba	Be	Bi	Ca	Cd
#1	0.00039	0.74069	0.00040	0.20961	0.18814	0.00063	0.00622	96.65021	0.00027
#2	-0.00139	0.73775	-0.00224	0.20939	0.18835	0.00066	0.00063	95.88855	0.00008
Mean	-0.00050	0.73922	-0.00092	0.20950	0.18825	0.00065	0.00342	96.26938	0.00017
%RSD	251.34292	0.28095	202.15451	0.07605	0.08094	3.22874	115.43820	0.55945	77.20697

	Co	Cr	Cu	Fe	K	Li	Mg	Mn	Mo
#1	0.00189	0.00069	0.00745	0.75186	10.05564	0.01912	23.37030	0.01332	0.01049
#2	0.00168	0.00037	0.00682	0.74580	10.08310	0.01913	23.32040	0.01319	0.01222
Mean	0.00179	0.00053	0.00714	0.74883	10.06937	0.01913	23.34535	0.01325	0.01136
%RSD	8.39911	42.07829	6.23709	0.57161	0.19281	0.02662	0.15114	0.70724	10.74846

	Na	Ni	P	Pb I	Pb II	S	Sb	Se I	Se II
#1	129.82703	0.00433	0.12375	0.00308	-0.00198	80.69793	0.00213	0.00937	0.00116
#2	129.00678	0.00207	0.11904	-0.00168	0.00094	80.77394	-0.00259	0.01285	0.00680
Mean	129.41690	0.00320	0.12139	0.00070	-0.00052	80.73593	-0.00023	0.01111	0.00398
%RSD	0.44817	49.79796	2.73965	481.11826	396.85268	0.06657	1428.49619	22.14231	100.36849

	Si	Sr	Ti	Tl	U	V	Zn	Zr
#1	7.66467	0.00866	0.02403	-0.00074	-0.00883	0.00370	0.00926	0.00151
#2	7.65826	-0.00542	0.02787	-0.00213	-0.01897	0.00252	0.01155	0.00103
Mean	7.66146	0.00162	0.02806	-0.00144	-0.01390	0.00311	0.01041	0.00127
%RSD	0.05915	615.79368	0.03382	68.15068	51.57796	26.95284	15.53236	26.73385

	Pb	Se
	calc	
#1	-0.00030	0.00389
#2	0.00007	0.00882
Mean	-0.00011	0.00635
%RSD	224.89498	54.82159

Method : Paragon2
 File : 130925A
 sampleId1 : 1309327-7
 sampleId2 :
 Analysis commenced : 9/25/2013 14:36:55
 Dilution ratio : 1.00000 to 1.00000 Tray :

Printed : 9/25/2013 15:20:37
 [SAMPLE]

Position : TUBE58

Final concentrations

	Ag	Al	As	B	Ba	Be	Bi	Ca	Cd
#1	-0.00039	2.37446	0.00251	0.20634	0.12756	0.00069	0.00099	86.85809	-0.00001
#2	-0.00031	2.40246	0.00277	0.20387	0.12739	0.00074	-0.00079	86.29180	-0.00016
Mean	-0.00035	2.38846	0.00264	0.20510	0.12748	0.00071	0.00010	86.57494	-0.00009
%RSD	16.33839	0.82908	7.06978	0.85446	0.09556	5.13917	1241.87873	0.46252	120.21657

	Co	Cr	Cu	Fe	K	Li	Mg	Mn	Mo
#1	-0.00039	2.37446	0.00251	0.20634	0.12756	0.00069	0.00099	86.85809	-0.00001
#2	-0.00031	2.40246	0.00277	0.20387	0.12739	0.00074	-0.00079	86.29180	-0.00016
Mean	-0.00035	2.38846	0.00264	0.20510	0.12748	0.00071	0.00010	86.57494	-0.00009
%RSD	16.33839	0.82908	7.06978	0.85446	0.09556	5.13917	1241.87873	0.46252	120.21657

#1	0.00253	0.00230	0.00859	2.43878	11.61887	0.01855	20.15186	0.09782	0.00996
#2	0.00169	0.00272	0.00897	2.42915	11.67949	0.01868	20.16590	0.09716	0.00863
Mean	0.00211	0.00251	0.00878	2.43396	11.64918	0.01862	20.15888	0.09749	0.00930
%RSD	28.26271	11.76252	3.06486	0.27996	0.36800	0.51962	0.04927	0.48138	10.09806

	Na	Ni	P	Pb I	Pb II	S	Sb	Se I	Se II
	ppm	ppm	ppm	ppm	ppm	ppm	ppm	ppm	ppm
#1	108.45342	0.00307	0.22882	0.00482	0.00407	67.84208	0.00037	0.00240	-0.00119
#2	108.48021	0.00318	0.21366	0.00496	0.00261	67.76694	0.00285	0.00797	0.00782
Mean	108.46681	0.00312	0.22124	0.00489	0.00334	67.80451	0.00161	0.00519	0.00331
%RSD	0.01746	2.37452	4.84658	1.99185	30.75962	0.07837	108.58796	75.96115	192.30167

	Sn	Sr	Ti	Tl	U	V	Zn	Zr
	ppm	ppm	ppm	ppm	ppm	ppm	ppm	ppm
#1	11.75608	0.00577	0.08361	-0.00136	-0.00809	0.00638	0.16867	0.00157
#2	11.79919	-0.00361	0.08183	-0.00495	-0.01214	0.00611	0.16638	0.00156
Mean	11.77764	0.00108	0.71407	-0.00316	-0.01012	0.00624	0.16752	0.00156
%RSD	0.25882	614.73855	0.22857	80.46211	28.31128	3.06789	0.96664	0.35974

	Pb	Se
	calc	calc
#1	0.00432	0.00000
#2	0.00339	0.00787
Mean	0.00385	0.00394
%RSD	16.93280	141.24678

Method : Paragon2
File : 130925A
SampleId1 : 1309327-10 **SampleId2 :**
Analysis commenced : 9/25/2013 14:38:27
Dilution ratio : 1.00000 to 1.00000 Tray :

Printed : 9/25/2013 15:20:37
[SAMPLE]

Position : TUBE59

Final concentrations

	Ag	Al	As	B	Ba	Be	Bi	Ca	Cd
	ppm	ppm	ppm	ppm	ppm	ppm	ppm	ppm	ppm
#1	-0.00069	-0.04994	-0.00277	0.08076	0.04620	0.00045	-0.00577	40.45336	0.00035
#2	-0.00045	-0.04838	0.00013	0.08178	0.04603	0.00045	0.00159	40.36068	-0.00029
Mean	-0.00057	-0.04916	-0.00132	0.08127	0.04611	0.00045	-0.00209	40.40702	0.00003
%RSD	29.46848	2.23995	155.62963	0.88170	0.26395	0.34706	249.01920	0.16219	1627.05366

	Co	Cr	Cu	Fe	K	Li	Mg	Mn	Mo
	ppm	ppm	ppm	ppm	ppm	ppm	ppm	ppm	ppm
#1	-0.00037	0.00051	0.00341	0.02517	4.41379	0.00775	21.12436	0.08203	0.00213
#2	-0.00089	-0.00009	0.00353	0.02470	4.41187	0.00774	21.13432	0.08176	0.00186
Mean	-0.00063	0.00021	0.00347	0.02494	4.41283	0.00775	21.12934	0.08189	0.00199
%RSD	59.30918	200.64813	2.62787	1.31022	0.03080	0.09859	0.03333	0.22917	9.41158

	Na	Ni	P	Pb I	Pb II	S	Sb	Se I	Se II
	ppm	ppm	ppm	ppm	ppm	ppm	ppm	ppm	ppm

	Si	Sr	Ti	Tl	U	V	Zn	Zr
	ppm	ppm	ppm	ppm	ppm	ppm	ppm	ppm
#1	34.70974	0.00139	0.00419	-0.00273	41.76147	0.00307	0.00612	0.00456
#2	34.67365	0.00055	-0.00238	0.00178	41.92291	-0.00663	0.01145	0.00120
Mean	34.69169	0.00097	0.00090	-0.00047	41.84219	-0.00178	0.00879	0.00288
%RSD	0.07357	60.96258	513.64288	675.02506	0.27282	385.97878	42.96378	82.46260
#1	5.33643	0.54562	-0.00181	-0.00058	-0.01098	0.00234	0.00241	0.00053
#2	5.33364	0.54500	-0.00193	-0.00719	-0.01977	0.00186	0.00164	0.00053
Mean	5.33503	0.54531	-0.00187	-0.00388	-0.01538	0.00210	0.00203	0.00053
%RSD	0.03690	0.07972	4.71604	120.38280	40.42745	16.34100	26.60122	0.06895

	Pb	Se
	calc	calc
#1	-0.00042	0.00508
#2	0.00040	0.00462
Mean	-0.00001	0.00485
%RSD	4144.24872	6.75279

Method : Paragon2
 File : 130925A
 SampleId1 : 1309327-11
 SampleId2 :
 Analysis commenced : 9/25/2013 14:39:59
 Dilution ratio : 1.00000 to 1.00000 Tray :

Printed : 9/25/2013 15:20:38
 [SAMPLE]
 Position : TUBE60

Final concentrations

	Ag	Al	As	B	Ba	Be	Bi	Ca	Cd	Co	Cr	Cu	Fe	K	Li	Mg	Mn	Mo	Ni	P	Pb	Pb II	S	Sb	Se I	Se II	Si	Sr	Ti	Tl	U	V	Zn	Zr													
	ppm	ppm	ppm	ppm	ppm	ppm	ppm	ppm	ppm	ppm	ppm	ppm	ppm	ppm	ppm	ppm	ppm	ppm	ppm	ppm	ppm	ppm	ppm	ppm	ppm	ppm	ppm	ppm	ppm	ppm	ppm	ppm	ppm	ppm													
#1	-0.00076	-0.05005	0.00224	0.07941	0.04581	0.00048	-0.00603	39.89310	-0.00031	-0.00100	-0.00018	0.00050	0.03518	4.35860	0.00755	20.80399	0.07738	0.00146	34.35582	0.06940	-0.00133	41.18931	0.00058	0.00425	0.00029	34.02151	0.00061	0.09030	0.00171	0.00084	0.00193	0.00032	-0.00032	34.18866	0.00168	0.00236	0.00071	0.00309	-0.00002	0.69143	18.50610	1124.35258	25.44955	53.09915	2254.28310	0.00027	0.00027
#2	-0.00030	-0.04947	-0.00013	0.07716	0.04547	0.00043	0.00158	39.88524	-0.00047	-0.00030	-0.00023	0.00062	0.03472	4.32813	0.00747	20.76300	0.07778	0.00279	34.02151	0.09030	0.00171	41.14531	0.00084	0.00193	0.00032	34.02151	0.00061	0.09030	0.00171	0.00084	0.00193	0.00032	-0.00032	34.18866	0.00168	0.00236	0.00071	0.00309	-0.00002	0.69143	18.50610	1124.35258	25.44955	53.09915	2254.28310	0.00027	0.00027
Mean	-0.00053	-0.04976	0.00106	0.07829	0.04564	0.00045	-0.00223	39.88917	-0.00039	-0.00053	-0.00020	0.00056	0.03495	4.34336	0.00751	20.78350	0.07758	0.00213	34.18866	0.07985	0.00019	41.16731	0.00071	0.00309	-0.00002	34.18866	0.00168	0.07985	0.00071	0.00309	-0.00002	0.69143	18.50610	1124.35258	25.44955	53.09915	2254.28310	-0.00002	-0.00002	0.00027	0.00027						
%RSD	61.89356	0.83125	159.01467	2.03397	0.53336	8.27390	242.04873	0.01394	29.38919	16.49235	16.49235	15.85013	0.93498	0.49612	0.71164	0.13946	0.36283	44.12161	0.69143	18.50610	1124.35258	0.07558	25.44955	53.09915	2254.28310	0.69143	18.50610	1124.35258	25.44955	53.09915	2254.28310	-0.00002	-0.00002	0.00027	0.00027												

#2	5.22647	-0.00445	0.53181	-0.00162	0.00025	-0.01775	0.00127	0.01079	0.00014
Mean	5.24187	-0.00211	0.53300	-0.00165	0.00080	-0.01877	0.00129	0.01079	0.00021
%RSD	0.41549	157.45347	0.31473	2.97247	97.08097	7.64617	2.94927	0.00000	44.74962

	Pb	se
	calc	calc
#1	-0.00154	0.00161
#2	0.00022	0.00043
Mean	-0.00066	0.00102
%RSD	189.03342	82.09835

Method : Paragon2
 File : 130925A
 sampleId1 : CCV
 sampleId2 :
 Analysis commenced : 9/25/2013 14:41:38
 Dilution ratio : 1.00000 to 1.00000 Tray :
 Printed : 9/25/2013 15:20:38
 [CV]
 Position : STD1

Final concentrations

#1	0.19987	47.61363	0.49720	0.99708	1.02449	0.47869	0.52234	48.88701	0.51380
#2	0.19756	47.66509	0.49720	1.00058	1.02253	0.47783	0.51420	48.57953	0.51011
Mean	0.19872	47.63936	0.49720	0.99883	1.02351	0.47826	0.51827	48.73327	0.51195
%RSD	0.82182	0.07639	0.00000	0.24808	0.13516	0.12682	1.11030	0.44614	0.50915

#1	0.49854	0.98178	1.02867	19.55787	50.95562	0.50669	47.98650	0.98131	1.01413
#2	0.49736	0.97766	1.02602	19.49248	50.99061	0.50739	47.95285	0.97835	1.00196
Mean	0.49795	0.97972	1.02735	19.52517	50.97312	0.50704	47.96967	0.97983	1.00805
%RSD	0.16634	0.29717	0.18242	0.23682	0.04854	0.09740	0.04960	0.21348	0.85381

#1	51.18824	1.02993	4.72138	0.93974	0.96283	4.89844	0.48522	0.97829	0.95486
#2	51.10667	1.02575	4.71816	0.93823	0.98724	4.93383	0.48969	0.95718	0.98745
Mean	51.14745	1.02784	4.71977	0.93898	0.97503	4.91613	0.48745	0.96774	0.97116
%RSD	0.11277	0.28708	0.04819	0.11371	1.77036	0.50912	0.64769	1.54206	2.37280

#1	4.65130	0.97646	0.50729	0.47518	0.50348	4.91121	0.48265	0.96761	0.97528
#2	4.64275	0.98212	0.50587	0.47524	0.52303	4.88688	0.47879	0.95220	0.97218
Mean	4.64703	0.97929	0.50658	0.47521	0.51325	4.89904	0.48072	0.95991	0.97373
%RSD	0.13015	0.40879	0.19720	0.00827	2.69440	0.35110	0.56758	1.13448	0.22574

#1	0.95514	0.96266
#2	0.97092	0.97737

Mean 0.96303 0.97002ser: STEVE WORKMAN
 %RSD 1.15863 1.07222

Method : Paragon2 File : 130925A Printed : 9/25/2013 15:20:38

SampleId1 : CCB SampleId2 :

Analysis commenced : 9/25/2013 14:43:16

Dilution ratio : 1.00000 to 1.00000 Tray : [CB]

Position : STD2

Final concentrations

	Ag	Al	As	B	Ba	Be	Bi	Ca	Cd	Co	Cr	Cu	Fe	K	Li	Mg	Mn	Mo	Na	Ni	P	Pb I	Pb II	S	Sb	Se I	Se II	Si	Sr	Ti	Tl	U	V	Zn	Zr
#1	-0.00046	-0.02544	0.00066	-0.00682	-0.00117	0.00049	-0.00045	0.12956	-0.00041	-0.00107	0.00079	-0.00190	-0.00147	0.02721	-0.00236	0.03309	0.00006	0.00133	0.08577	-0.00123	-0.00477	-0.00270	0.00238	0.01180	0.00332	0.00170	0.01806	0.00034	-0.00141	0.00754	-0.00009	0.00241	0.00216		
#2	-0.00038	-0.02207	-0.01068	-0.00738	-0.00121	0.00040	-0.00020	0.12711	-0.00016	-0.00128	0.00056	-0.00241	-0.00455	0.02449	-0.00238	0.03080	0.00006	-0.00040	0.08381	-0.00249	-0.00320	-0.00115	-0.00228	-0.00241	-0.00527	-0.00048	-0.01579	0.00031	-0.00149	-0.02043	-0.00041	0.00088	0.00201		
Mean	-0.00042	-0.02376	-0.00501	-0.00710	-0.00119	0.00044	-0.00033	0.12834	-0.00029	-0.00117	0.00067	-0.00216	-0.00301	0.02585	-0.00237	0.03195	0.00006	0.00087	0.08479	-0.00186	-0.00398	-0.00193	0.00179	0.00476	-0.00179	0.00227	1.63472	0.00539	-0.00145	0.00823	-0.02077	0.00164	0.00208		
%RSD	13.07375	10.03797	160.04971	5.60414	2.55782	15.23091	54.32947	1.34758	62.93422	12.73891	24.23948	16.59092	72.25365	7.45155	0.64393	5.07827	0.00000	75.84175	1.63472	47.88303	27.80872	57.01342	47.16605	209.29915	892.54254	275.66512	171.57188	73.83771	4.06217	11.81166	2.31087	92.66743	65.52783		

Method : Paragon2 File : 130925A Printed : 9/25/2013 15:20:38

SampleId1 : 1309327-12 SampleId2 :

Analysis commenced : 9/25/2013 14:44:54

Dilution ratio : 1.00000 to 1.00000 Tray : [SAMPLE]

Position : TUBE61

	Ag	Al	As	B	Ba	Be	Bi	Ca	Cd
	ppm	ppm	ppm	ppm	ppm	ppm	ppm	ppm	ppm
#1	-0.00062	-0.06747	-0.00804	0.19789	0.17870	0.00048	-0.00349	93.41285	-0.00032
#2	-0.00132	-0.06114	-0.00488	0.20116	0.18086	0.00048	0.00211	93.91991	0.00039
Mean	-0.00097	-0.06431	-0.00646	0.19953	0.17978	0.00048	-0.00069	93.66638	0.00003
%RSD	51.57893	6.96813	34.63444	1.15778	0.84747	0.60153	572.76409	0.38279	1509.87137

	Co	Cr	Cu	Fe	K	Li	Mg	Mn	Mo
	ppm	ppm	ppm	ppm	ppm	ppm	ppm	ppm	ppm
#1	0.00088	-0.00045	0.00467	0.00037	9.56165	0.01791	22.51474	0.00470	0.00810
#2	0.00130	0.00041	0.00568	0.00084	9.69633	0.01819	22.72064	0.00484	0.01142
Mean	0.00109	-0.00002	0.00518	0.00060	9.62899	0.01805	22.61769	0.00477	0.00976
%RSD	27.59954	3058.24812	13.76361	54.01441	0.98904	1.12818	0.64373	1.96478	24.04345

	Na	Ni	P	Pb I	Pb II	s	sb	se I	se II
	ppm	ppm	ppm	ppm	ppm	ppm	ppm	ppm	ppm
#1	126.49734	0.00187	0.08717	-0.00321	0.00106	77.16145	0.00012	0.00843	0.00624
#2	127.11269	0.00407	0.10075	0.00421	0.00085	77.85119	0.00338	0.00286	0.00333
Mean	126.80502	0.00297	0.09396	0.00050	0.00096	77.50632	0.00175	0.00565	0.00479
%RSD	0.34314	52.50979	10.22377	1057.18032	15.34271	0.62926	131.34286	69.69564	42.86984

	Sn	Sr	Ti	Tl	U	V	Zn	Zr
	ppm	ppm	ppm	ppm	ppm	ppm	ppm	ppm
#1	5.49824	0.00118	-0.00235	-0.01118	-0.02449	0.00115	0.00622	0.00309
#2	5.56251	0.00024	-0.00227	-0.00401	-0.01029	0.00191	0.00545	0.00275
Mean	5.53037	0.00071	-0.00231	-0.00759	-0.01739	0.00153	0.00584	0.00292
%RSD	0.82182	93.62562	2.54900	66.71905	57.75616	34.91314	9.23362	8.16882

	Pb	Se
	calc	calc
#1	-0.00036	0.00697
#2	0.00197	0.00318
Mean	0.00080	0.00507
%RSD	205.41257	52.81634

Method : Paragon2 File : 130925A Printed : 9/25/2013 15:20:38

SampleId1 : 1309327-13 SampleId2 : [SAMPLE]

Analysis commenced : 9/25/2013 14:46:27 Dilution ratio : 1.00000 to 1.00000 Tray :

Position : TUBE62

Final concentrations

	Ag	Al	As	B	Ba	Be	Bi	Ca	Cd
	ppm	ppm	ppm	ppm	ppm	ppm	ppm	ppm	ppm
#1	-0.00131	-0.04786	0.00409	0.20263	0.10870	0.00053	-0.00247	86.84871	-0.00056
#2	0.00016	-0.05565	-0.00224	0.20398	0.10784	0.00045	-0.00349	87.15641	-0.00045
Mean	-0.00057	-0.05175	0.00092	0.20330	0.10827	0.00049	-0.00298	87.00256	-0.00050
%RSD	181.76023	10.64695	484.52762	0.47020	0.56244	10.70273	24.09626	0.25009	14.36761

	Co	Cr	Cu	Fe	K	Li	Mg	Mn	Mo
#1	0.00036	0.00010	0.00366	0.00161	11.32278	0.01731	19.88562	0.05350	0.00824
#2	0.00025	0.00014	0.00353	0.00130	11.21217	0.01713	19.83063	0.05377	0.00797
Mean	0.00030	0.00012	0.00360	0.00145	11.26747	0.01722	19.85812	0.05363	0.00810
%RSD	24.86874	26.12283	2.50097	15.00132	0.69416	0.73932	0.19582	0.34977	2.31745

	Na	Ni	P	Pb I	Pb II	S	Sb	Se I	Se II
#1	109.41870	0.00228	0.14413	-0.00286	-0.00040	67.60915	0.00037	0.00170	0.00150
#2	108.54738	0.00244	0.12845	-0.00043	0.00039	67.54904	0.00037	0.00704	0.00929
Mean	108.98304	0.00236	0.13629	-0.00164	0.00000	67.57909	0.00037	0.00437	0.00540
%RSD	0.56533	4.70796	8.13481	104.78193	24917.39653	0.06289	0.31100	86.49987	102.03762

	Si	Sn	Sr	Ti	Tl	U	V	Zn	Zr
#1	5.90708	0.00493	0.72364	-0.00202	-0.00533	-0.02111	0.00158	0.12669	0.00089
#2	5.88953	0.00399	0.72053	-0.00218	-0.00064	-0.01840	0.00185	0.12593	0.00124
Mean	5.89830	0.00446	0.72209	-0.00210	-0.00299	-0.01975	0.00172	0.12631	0.00106
%RSD	0.21047	14.86770	0.30465	5.60295	110.89396	9.68373	11.07847	0.42715	23.02408

Method : Paragon2 File : 130925A
 SampleId1 : 1309329-1 50X SampleId2 :
 Analysis commenced : 9/25/2013 14:48:14
 Dilution ratio : 1.00000 to 1.00000 Tray :

Printed : 9/25/2013 15:20:39

[SAMPLE]

Position : TUBE63

Final concentrations

	Ag	Al	As	B	Ba	Be	Bi	Ca	Cd
#1	-0.00054	-0.04156	0.00092	0.03427	0.00004	0.00038	-0.00121	6.07738	-0.00044
#2	-0.00045	-0.04390	-0.00778	0.03528	0.00004	0.00032	-0.00249	6.09016	-0.00018
Mean	-0.00050	-0.04273	-0.00343	0.03477	0.00004	0.00035	-0.00185	6.08377	-0.00031
%RSD	11.73796	3.87046	179.52966	2.06027	0.00000	11.77000	48.62138	0.14850	60.36133

	Co	Cr	Cu	Fe	K	Li	Mg	Mn	Mo
#1	-0.00011	0.00005	-0.00140	-0.00517	0.12529	0.00096	2.72984	-0.00033	-0.00398
#2	-0.00017	-0.00018	-0.00216	-0.00502	0.12175	0.00097	2.72869	-0.00047	-0.00292
Mean	-0.00064	-0.00006	-0.00178	-0.00509	0.12352	0.00096	2.72927	-0.00040	-0.00345
%RSD	116.54086	246.17874	30.09754	2.13798	2.02768	0.79261	0.02980	23.49507	21.77900

	Na	Ni	P	Pb I	Pb II	S	Sb	Se I	Se II
	ppm	ppm	ppm	ppm	ppm	ppm	ppm	ppm	ppm
#1	16.73513	-0.00149	-0.02096	-0.00250	-0.00239	10.76299	0.00205	0.00658	0.00394
#2	16.67648	-0.00144	-0.01469	-0.00080	-0.00245	10.77723	-0.00243	0.00983	0.00349
Mean	16.70580	-0.00147	-0.01782	-0.00165	-0.00242	10.77011	-0.00019	0.00820	0.00372
%RSD	0.24823	2.53066	24.86175	72.96948	1.77189	0.09350	1663.61227	28.00051	8.71439

	Si	Sn	Sr	Ti	Tl	U	V	Zn	Zr
	ppm	ppm	ppm	ppm	ppm	ppm	ppm	ppm	ppm
#1	0.16207	-0.00164	0.23259	-0.00202	0.00396	-0.01569	-0.00046	0.00012	0.00113
#2	0.15980	-0.00164	0.23249	-0.00181	0.00754	-0.02313	-0.00122	0.00012	0.00127
Mean	0.16093	-0.00164	0.23254	-0.00191	0.00575	-0.01941	-0.00084	0.00012	0.00120
%RSD	0.99563	0.01045	0.02969	7.68913	43.97641	27.09908	63.39117	0.00000	8.09098

	Pb	Se
	calc	calc
#1	-0.00243	0.00482
#2	-0.00190	0.00560
Mean	-0.00216	0.00521
%RSD	17.17328	10.53466

Method : Paragon2
 File : 130925A
 SampleId1 : 1309329-1D 50X
 SampleId2 :
 Analysis commenced : 9/25/2013 14:49:47
 Dilution ratio : 1.00000 to 1.00000 Tray :

Printed : 9/25/2013 15:20:39
 [SAMPLE]

Position : TUBE64

Final concentrations

	Ag	Al	As	B	Ba	Be	Bi	Ca	Cd
	ppm	ppm	ppm	ppm	ppm	ppm	ppm	ppm	ppm
#1	-0.00046	-0.04667	0.00356	0.03584	0.00017	0.00033	0.00284	6.23072	0.00007
#2	0.00000	-0.05382	0.00066	0.03607	0.00021	0.00026	0.00843	6.25216	0.00050
Mean	-0.00023	-0.05024	0.00211	0.03596	0.00019	0.00029	0.00564	6.24144	0.00028
%RSD	142.86621	10.05627	97.20276	0.44279	16.23563	17.39339	70.08278	0.24287	107.57345

	Co	Cr	Cu	Fe	K	Li	Mg	Mn	Mo
	ppm	ppm	ppm	ppm	ppm	ppm	ppm	ppm	ppm
#1	-0.00064	-0.00004	-0.00228	-0.00502	0.13891	0.00103	2.76838	-0.00033	-0.00132
#2	-0.00022	0.00088	-0.00254	-0.00440	0.14654	0.00104	2.78334	-0.00033	-0.00079
Mean	-0.00043	0.00042	-0.00241	-0.00471	0.14273	0.00103	2.77586	-0.00033	-0.00106
%RSD	69.50310	155.34626	7.49557	9.25125	3.77967	0.98504	0.38096	0.00000	35.47240

	Na	Ni	P	Pb I	Pb II	S	Sb	Se I	Se II
	ppm	ppm	ppm	ppm	ppm	ppm	ppm	ppm	ppm
#1	16.96674	-0.00086	-0.00372	-0.00023	-0.00212	10.85557	0.00057	0.00611	-0.00170
#2	16.91963	-0.00013	-0.01260	0.00231	-0.00425	10.94103	0.00107	0.00170	-0.00293
Mean	16.94318	-0.00050	-0.00816	0.00104	-0.00319	10.89830	0.00082	0.00391	-0.00232
%RSD	0.19658	104.85076	76.91633	172.63749	47.19656	0.55449	43.06885	79.78585	37.30554

	Si	Sn	Sr	Tl	U	V	Zn	Zr
#1								
#2								
Mean								
%RSD								

#1	0.16094	0.00587	0.23681	0.00193	0.00369	0.02043	0.00057	0.00088	0.00132
#2	0.16240	-0.01102	0.23619	-0.00185	0.00699	-0.01096	0.00029	-0.00140	0.00137
Mean	0.16167	-0.00258	0.23650	-0.00189	0.00534	-0.01569	-0.00014	-0.00026	0.00135
%RSD	0.63854	463.67997	0.18615	3.10946	43.80752	42.66152	434.53886	620.65428	2.68389

	Pb	se
	calc	calc
#1	-0.00149	0.00090
#2	-0.00206	-0.00138
Mean	-0.00178	-0.00024
%RSD	22.73754	663.42432

Method : Paragon2
 File : 130925A
SampleId1 : 1309329-1L 250X
SampleId2 :
Analysis commenced : 9/25/2013 14:51:20
 Dilution ratio : 1.00000 to 1.00000 Tray :

Printed : 9/25/2013 15:20:39
 [SAMPLE]

Position : TUBE65

Final concentrations

#1	-0.00084	Ag	Al	As	B	Ba	Be	Bi	Ca	Cd
#2	-0.00099	ppm	ppm	ppm	ppm	ppm	ppm	ppm	ppm	ppm
Mean	-0.00092									
%RSD	11.62756									

#1	-0.00033	Co	Cr	Cu	Fe	K	Li	Mg	Mn	Mo
#2	-0.00075	ppm	ppm	ppm	ppm	ppm	ppm	ppm	ppm	ppm
Mean	-0.00054									
%RSD	55.69233									

#1	3.04041	Na	Ni	P	Pb I	Pb II	S	Sb	Se I	Se II
#2	3.01825	ppm	ppm	ppm	ppm	ppm	ppm	ppm	ppm	ppm
Mean	3.02933									
%RSD	0.51707									

#1	0.01601	Si	Sn	Sr	Ti	Tl	U	V	Zn	Zr
#2	0.01828	ppm	ppm	ppm	ppm	ppm	ppm	ppm	ppm	ppm
Mean	0.01714									
%RSD	9.39188									

Pb	se
calc	calc

#1 -0.00202 0.00027ser: STEVE WORKMAN
 #2 -0.00036 0.00258
 Mean -0.00119 0.00143
 %RSD 99.12087 114.56675

Method : Paragon2 File : 130925A
 sampleId1 : 1309329-1MS 50X sampleId2 :
 Analysis commenced : 9/25/2013 14:52:52
 Dilution ratio : 1.00000 to 1.00000 Tray :

Printed : 9/25/2013 15:20:39
 [SAMPLE]
 Position : TUBE66

Final concentrations

	Ag	Al	As	B	Ba	Be	Bi	Ca	Cd	Co	Cr	Cu	Fe	K	Li	Mg	Mn	Mo	Na	Ni	P	Pb I	Pb II	S	Sb	Se I	Se II	Sn	Ti	Tl	U	V	Zn	Zr
#1	0.00172	-0.00655	0.02652	0.05419	0.02056	0.00132	-0.00017	6.94767	0.00085	0.00942	0.00411	0.00328	0.01392	0.81260	0.00921	3.53944	0.00961	0.01846	17.88897	0.00994	-0.00163	0.01088	0.00723	11.12622	0.00888	0.03585	0.03403	0.19478	0.00774	0.03949	-0.01706	0.00950	0.00108	
#2	0.00195	-0.00554	0.01702	0.05408	0.02051	0.00130	-0.00576	6.92786	0.00048	0.00836	0.00421	0.00328	0.01423	0.81505	0.00920	3.53541	0.00961	0.01753	17.88316	0.00900	0.00098	0.00456	0.00902	11.16184	0.00912	0.03771	0.04243	0.19461	0.01055	0.04280	-0.02517	0.00907	0.00101	
Mean	0.00184	-0.00604	0.02177	0.05414	0.02053	0.00131	-0.00296	6.93777	0.00067	0.00889	0.00416	0.00328	0.01408	0.81382	0.00921	3.53743	0.00961	0.01799	17.88606	0.00947	-0.00033	0.00772	0.00812	11.14403	0.00900	0.03678	0.03823	0.19470	0.00914	0.04114	-0.02112	0.00929	0.00104	
%RSD	9.20300	11.81173	30.86190	0.14705	0.14815	0.71212	133.25686	0.20194	40.06369	8.42140	1.66218	0.04913	1.54694	0.21333	0.05530	0.08055	0.00000	3.65248	0.02296	7.04943	562.83551	57.89805	15.61749	0.22600	1.91203	3.56483	15.53678	0.05947	21.77052	5.67458	3.27644	13.92248	4.65440	

#1 0.00844 0.03464
 #2 0.00754 0.04086
 Mean 0.00799 0.03775
 %RSD 8.04397 11.65227

Method : Paragon2 File : 130925A
 sampleId1 : 1309329-1MSD 50X sampleId2 :
 Analysis commenced : 9/25/2013 14:54:25

Printed : 9/25/2013 15:20:39
 [SAMPLE]

Dilution ratio : 1.00000 to 1.00000 Tray :

Position : TUBE67

Final concentrations

	Ag	Al	As	B	Ba	Be	Bi	Ca	Cd
	ppm	ppm	ppm	ppm	ppm	ppm	ppm	ppm	ppm
#1	0.00094	-0.00383	0.01966	0.05644	0.02103	0.00140	-0.00068	7.05129	0.00081
#2	0.00157	-0.00107	0.01913	0.05633	0.02111	0.00135	-0.00220	7.09341	0.00082
Mean	0.00125	-0.00245	0.01939	0.05639	0.02107	0.00138	-0.00144	7.07235	0.00082
%RSD	35.09236	79.67304	1.92446	0.14118	0.28873	2.38940	74.69167	0.42106	0.31365

	Co	Cr	Cu	Fe	K	Li	Mg	Mn	Mo
	ppm	ppm	ppm	ppm	ppm	ppm	ppm	ppm	ppm
#1	0.00899	0.00374	0.00316	0.01362	0.83906	0.00952	3.58434	0.00974	0.01939
#2	0.00963	0.00444	0.00316	0.01593	0.84615	0.00953	3.60910	0.00974	0.01687
Mean	0.00931	0.00409	0.00316	0.01477	0.84260	0.00952	3.59672	0.00974	0.01813
%RSD	4.81030	11.99497	0.01704	11.05779	0.59526	0.08021	0.48666	0.00000	9.84127

	Na	Ni	P	Pb I	Pb II	S	Sb	Se I	Se II
	ppm	ppm	ppm	ppm	ppm	ppm	ppm	ppm	ppm
#1	18.06852	0.01005	-0.00686	0.00926	0.00809	11.38270	0.00764	0.03585	0.03724
#2	18.10570	0.01000	-0.00686	0.00936	0.00843	11.43970	0.01061	0.03306	0.03968
Mean	18.08711	0.01002	-0.00686	0.00931	0.00826	11.41120	0.00913	0.03446	0.03846
%RSD	0.14534	0.37011	0.00000	0.77415	2.84962	0.35323	23.01619	5.72597	4.49348

	Si	Sn	Sr	Ti	Tl	U	V	Zn	Zr
	ppm	ppm	ppm	ppm	ppm	ppm	ppm	ppm	ppm
#1	0.19430	0.01900	0.25000	0.00758	0.04610	-0.02247	0.00929	0.01079	0.00101
#2	0.19623	0.02369	0.25054	0.00829	0.04169	-0.02518	0.00972	0.01003	0.00108
Mean	0.19527	0.02134	0.25027	0.00793	0.04390	-0.02382	0.00950	0.01041	0.00104
%RSD	0.70178	15.54403	0.15182	6.30411	7.09932	8.03469	3.21519	5.17746	4.63090

	Pb	Se
	calc	calc
#1	0.00848	0.03678
#2	0.00874	0.03748
Mean	0.00861	0.03713
%RSD	2.10204	1.33524

Method : Paragon2 File : 130925A

SampleId1 : 1309329-2 50X SampleId2 :

Analysis commenced : 9/25/2013 14:55:57

Dilution ratio : 1.00000 to 1.00000 Tray :

Printed : 9/25/2013 15:20:40

[SAMPLE]

Position : TUBE68

Final concentrations

	Ag	Al	As	B	Ba	Be	Bi	Ca	Cd
	ppm	ppm	ppm	ppm	ppm	ppm	ppm	ppm	ppm
#1	-0.00061	-0.04334	0.00040	0.03528	0.00004	0.00045	-0.00122	6.19609	-0.00012
#2	-0.00069	-0.04330	-0.00541	0.03562	-0.00001	0.00042	-0.00249	6.20640	-0.00037

Mean	-0.00065	-0.04332	-0.00251	0.03545	0.00002	0.00044	-0.00185	6.20124	-0.00024
%RSD	8.79358	0.07898	163.78897	0.67367	199.02749	5.56246	48.42696	0.11751	73.86843
	Co	Cr	Cu	Fe	K	Li	Mg	Mn	Mo
#1	ppm	ppm	ppm	ppm	ppm	ppm	ppm	ppm	ppm
#2	-0.00064	0.00001	-0.00203	-0.00748	0.11630	0.00100	2.77931	-0.00033	-0.00172
Mean	-0.00091	-0.00027	-0.00216	-0.00756	0.11834	0.00099	2.78391	-0.00040	0.00000
%RSD	41.27567	144.76786	8.32934	1.44088	2.44195	1.02428	0.11698	23.49507	141.99875

Mean	17.20527	-0.00141	-0.00790	-0.00279	-0.00100	10.99445	-0.00167	0.00088	0.00066
%RSD	0.00266	7.87376	65.43631	45.68850	93.85205	0.04581	20.60975	613.26946	310.00723
	Na	Ni	P	Pb I	Pb II	S	Sb	Se I	Se II
#1	ppm	ppm	ppm	ppm	ppm	ppm	ppm	ppm	ppm
#2	17.20495	-0.00149	-0.00424	-0.00369	-0.00166	10.99089	-0.00143	-0.00295	-0.00079
Mean	17.20560	-0.00133	-0.01156	-0.00189	-0.00034	10.99801	-0.00191	0.00472	0.00211
%RSD	0.00266	7.87376	65.43631	45.68850	93.85205	0.04581	20.60975	613.26946	310.00723

Mean	0.15461	0.00305	0.23872	-0.00191	0.00671	-0.02042	-0.00033	-0.00064	0.00106
%RSD	0.00257	130.34627	0.17358	4.11579	40.60640	14.04870	80.45570	167.99965	5.73035
	Si	Sn	Sr	Ti	Tl	U	V	Zn	Zr
#1	ppm	ppm	ppm	ppm	ppm	ppm	ppm	ppm	ppm
#2	0.15461	0.00024	0.23842	-0.00196	0.00864	-0.02245	-0.00052	-0.00140	0.00101
Mean	0.15461	0.00305	0.23872	-0.00185	0.00478	-0.01840	-0.00014	0.00012	0.00110
%RSD	0.00257	130.34627	0.17358	4.11579	40.60640	14.04870	80.45570	167.99965	5.73035

Mean	-0.00159	0.00074	431.36223
%RSD	65.76984	431.36223	
	Pb	Se	
#1	calc	calc	
#2	-0.00234	-0.00151	
Mean	-0.00159	0.00074	
%RSD	65.76984	431.36223	

Method : Paragon2
 File : 130925A
 SampleId1 : 1309329-3 50X
 SampleId2 :
 Analysis commenced : 9/25/2013 14:57:30
 Dilution ratio : 1.00000 to 1.00000 Tray :

Printed : 9/25/2013 15:20:40
 [SAMPLE]
 Position : TUBE69

Final concentrations

Mean	-0.00069	-0.03912	-0.00251	0.03460	-0.00005	0.00051	-0.00008	6.12828	-0.00045
%RSD	0.38713	11.22056	14.88935	0.46007	0.00000	7.36453	1656.56899	0.22352	28.32816
	Ag	Al	As	B	Ba	Be	Bi	Ca	Cd
#1	ppm	ppm	ppm	ppm	ppm	ppm	ppm	ppm	ppm
#2	-0.00069	-0.03602	-0.00277	0.03472	-0.00005	0.00054	0.00081	6.13797	-0.00036
Mean	-0.00069	-0.04223	-0.00224	0.03449	-0.00005	0.00049	-0.00096	6.11860	-0.00054
%RSD	0.38713	11.22056	14.88935	0.46007	0.00000	7.36453	1656.56899	0.22352	28.32816

Mean	-0.00027	-0.00006	-0.00228	-0.00833	0.10881	0.00092	2.75946	-0.00040	-0.00152
%RSD	0.0027	0.0006	0.00228	0.00833	0.10881	0.00092	2.75946	-0.00040	-0.00152
	Co	Cr	Cu	Fe	K	Li	Mg	Mn	Mo
#1	ppm	ppm	ppm	ppm	ppm	ppm	ppm	ppm	ppm
#2	-0.00027	-0.00006	-0.00228	-0.00833	0.10881	0.00092	2.75946	-0.00040	-0.00152
Mean	-0.00027	-0.00006	-0.00228	-0.00833	0.10881	0.00092	2.75946	-0.00040	-0.00152
%RSD	0.0027	0.0006	0.00228	0.00833	0.10881	0.00092	2.75946	-0.00040	-0.00152

%RSD	137.50319	149.57757	15.70071	9.15347	2.65592	2.47975	0.16213	23.49507	80.11763
	Na	Ni	P	Pb I	Pb II	S	Sb	Se I	Se II
	ppm	ppm	ppm	ppm	ppm	ppm	ppm	ppm	ppm
#1	17.05707	-0.00118	-0.00581	-0.00158	-0.00027	10.97664	0.00380	0.00216	-0.00033
#2	16.99202	-0.00186	-0.00738	-0.00132	-0.00133	10.98376	0.00480	0.00634	-0.00140
Mean	17.02454	-0.00152	-0.00659	-0.00145	-0.00080	10.98020	0.00430	0.00425	-0.00087
%RSD	0.27016	31.76180	16.79800	12.29651	93.71281	0.04587	16.53603	69.49061	87.34916

	Si	Sr	Ti	Tl	V	Zn	Zr
	ppm	ppm	ppm	ppm	ppm	ppm	ppm
#1	0.14584	0.00587	-0.00191	-0.00348	0.00002	0.00012	0.00107
#2	0.14585	0.00024	-0.00189	0.00423	-0.00063	0.00241	0.00083
Mean	0.14585	0.00305	-0.00190	0.00038	-0.00030	0.00126	0.00095
%RSD	0.00402	130.34998	0.51635	1444.46438	14.04585	127.92902	17.90465

	Pb	Se
	calc	calc
#1	-0.00070	0.00050
#2	-0.00133	0.00118
Mean	-0.00101	0.00084
%RSD	43.26914	57.20550

Method : Paragon2
 File : 130925A
 SampleId1 : 1309329-4 50X
 SampleId2 : [SAMPLE]
 Analysis commenced : 9/25/2013 14:59:02
 Dilution ratio : 1.00000 to 1.00000 Tray :

Printed : 9/25/2013 15:20:40
 Position : TUBE70

Final concentrations

	Ag	Al	As	B	Ba	Be	Bi	Ca	Cd
	ppm	ppm	ppm	ppm	ppm	ppm	ppm	ppm	ppm
#1	-0.00046	-0.03765	0.00224	0.03460	-0.00001	0.00055	-0.00401	6.14663	-0.00025
#2	-0.00161	-0.03614	0.00383	0.03562	-0.00009	0.00056	-0.00503	6.15652	-0.00041
Mean	-0.00104	-0.03689	0.00303	0.03511	-0.00005	0.00056	-0.00452	6.15157	-0.00033
%RSD	78.79196	2.89469	36.88692	2.04045	123.54241	0.94595	15.93173	0.11371	34.28917

	Co	Cr	Cu	Fe	K	Li	Mg	Mn	Mo
	ppm	ppm	ppm	ppm	ppm	ppm	ppm	ppm	ppm
#1	-0.00085	-0.00069	-0.00229	-0.00871	0.09859	0.00095	2.76550	-0.00033	-0.00132
#2	-0.00117	-0.00054	-0.00203	-0.00917	0.09123	0.00099	2.78794	-0.00033	-0.00239
Mean	-0.00101	-0.00062	-0.00216	-0.00894	0.09491	0.00097	2.77672	-0.00033	-0.00186
%RSD	22.17087	16.79247	8.40482	3.65270	5.48041	2.87402	0.57126	0.00000	40.48227

	Na	Ni	P	Pb I	Pb II	S	Sb	Se I	Se II
	ppm	ppm	ppm	ppm	ppm	ppm	ppm	ppm	ppm
#1	17.27830	-0.00123	-0.00163	-0.00288	0.00185	11.02650	-0.00043	0.01053	-0.00048
#2	17.39883	-0.00186	-0.00947	-0.00140	0.00000	11.15471	-0.00168	-0.00202	0.00379
Mean	17.33857	-0.00154	-0.00555	-0.00214	0.00093	11.09061	-0.00105	0.00425	0.00165
%RSD	0.49157	28.82067	99.79624	49.09914	141.08056	0.81747	84.19530	208.72153	182.78083

ted: 9/25/2013 15:20:45 User: STEVE WORKMAN

	Si	Sr	Ti	U	V	Zn	Zr
	ppm	ppm	ppm	ppm	ppm	ppm	ppm
#1	0.14844	0.00212	-0.00207	-0.01501	-0.00047	0.00012	0.00096
#2	0.15201	0.01056	-0.00214	-0.02719	-0.00090	0.00164	0.00072
Mean	0.15023	0.00634	-0.00211	-0.02110	-0.00068	0.00088	0.00084
%RSD	1.68065	94.21185	2.32688	40.79496	44.69410	122.10425	20.15856

	Pb	Se
	calc	calc
#1	0.00027	0.00318
#2	-0.00046	0.00186
Mean	-0.00010	0.00252
%RSD	546.87869	37.27950

Method : Paragon2 File : 130925A

sampleId1 : CCV sampleId2 :

Analysis commenced : 9/25/2013 15:00:47

Dilution ratio : 1.00000 to 1.00000 Tray :

Printed : 9/25/2013 15:20:40

[CV]

Position : STD1

Final concentrations

	Ag	Al	As	B	Ba	Be	Bi	Ca	Cd
	ppm	ppm	ppm	ppm	ppm	ppm	ppm	ppm	ppm
#1	0.19594	46.97816	0.50467	0.99561	1.02475	0.46984	0.51977	47.77255	0.50386
#2	0.19593	47.05746	0.49960	0.99809	1.02366	0.47075	0.52105	47.76769	0.50152
Mean	0.19593	47.01781	0.50214	0.99685	1.02421	0.47029	0.52041	47.77012	0.50269
%RSD	0.00586	0.11926	0.71365	0.17641	0.07504	0.13704	0.17381	0.00720	0.32806

	Co	Cr	Cu	Fe	K	Li	Mg	Mn	Mo
	ppm	ppm	ppm	ppm	ppm	ppm	ppm	ppm	ppm
#1	0.49144	0.96196	1.02868	19.17406	50.95562	0.50896	47.45963	0.95818	0.99942
#2	0.49059	0.96051	1.02931	19.19769	50.94791	0.50839	47.45543	0.96154	0.99688
Mean	0.49101	0.96123	1.02899	19.18588	50.95177	0.50868	47.45753	0.95986	0.99815
%RSD	0.12310	0.10688	0.04310	0.08711	0.01070	0.07907	0.00626	0.24756	0.18002

	Na	Ni	P	Pb I	Pb II	s	sb	se I	se II
	ppm	ppm	ppm	ppm	ppm	ppm	ppm	ppm	ppm
#1	51.29334	1.02406	4.75355	0.92767	0.94700	4.82057	0.48345	0.96445	0.95804
#2	51.16996	1.02190	4.73210	0.93159	0.96307	4.87720	0.48268	0.97196	0.98310
Mean	51.23165	1.02298	4.74283	0.92963	0.95503	4.84888	0.48307	0.96821	0.97057
%RSD	0.17030	0.14969	0.31977	0.29821	1.18989	0.82583	0.11164	0.54849	1.82622

	Sn	Tl	Ti	U	V	Zn	Zr
	ppm	ppm	ppm	ppm	ppm	ppm	ppm
#1	4.57924	0.97081	0.46441	4.89390	0.47356	0.93681	0.96624
#2	4.57890	0.97458	0.46609	4.91351	0.47513	0.93527	0.96689
Mean	4.57907	0.97270	0.46525	4.90370	0.47434	0.93604	0.96656
%RSD	0.00533	0.27422	0.25564	0.28288	0.23417	0.11631	0.04751

Seser: STEVE WORKMAN

Pb
calc
#1 0.94056
#2 0.97939
Mean 0.94657
%RSD 0.89827

Method : Paragon2

File : 130925A

Printed : 9/25/2013 15:20:40

SampleId1 : CCB

SampleId2 :

[CB]

Analysis commenced : 9/25/2013 15:02:24

Dilution ratio : 1.00000 to 1.00000 Tray :

Position : STD2

Final concentrations

	Ag	Al	As	B	Ba	Be	Bi	Ca	Cd	Co	Cr	Cu	Fe	K	Li	Mg	Mn	Mo	Na	Ni	P	Pb I	Pb II	S	Sb	Se I	Se II	Si	Sn	Ti	Tl	U	V	Zn	Zr
	ppm	ppm	ppm	ppm	ppm	ppm	ppm	ppm	ppm	ppm	ppm	ppm	ppm	ppm	ppm	ppm	ppm	ppm	ppm	ppm	ppm	ppm	ppm	ppm	ppm	ppm	ppm	ppm	ppm	ppm	ppm	ppm	ppm	ppm	ppm
#1	-0.00077	-0.00140	0.00356	-0.00682	-0.00130	0.00076	-0.00274	0.13037	-0.00008	-0.00033	0.00033	-0.00241	-0.00086	-0.01011	-0.00247	0.03137	0.00006	0.08320	-0.00170	0.00046	0.00132	-0.00026	0.00476	-0.00315	0.00170	-0.00170	-0.01854	0.00399	-0.00149	0.00231	-0.00057	0.00164	0.00185		
#2	-0.00007	-0.00813	-0.00119	-0.00761	-0.00117	0.00067	0.00005	0.12915	-0.00008	-0.00107	0.00028	-0.00178	-0.00332	-0.00003	-0.00247	0.03252	-0.00007	0.08107	-0.00175	-0.00529	-0.00394	0.00013	-0.00933	0.00431	0.00216	0.00257	-0.01887	0.00118	-0.00163	-0.00082	0.00088	0.00175			
Mean	-0.00042	-0.00476	0.00119	-0.00721	-0.00123	0.00071	-0.00134	0.12976	-0.00008	-0.00070	0.00031	-0.00209	-0.00209	-0.00507	-0.00247	0.03195	0.00000	0.08213	-0.00173	-0.00242	-0.00131	-0.00006	-0.00228	0.00058	0.00193	0.00043	-0.01871	0.00258	-0.00156	-0.00044	0.00126	0.00180			
%RSD	118.33676	99.83632	282.69899	7.72337	7.40558	9.34815	146.91212	0.66639	2.75017	75.01865	10.44024	21.37464	83.35595	140.63209	0.10317	2.53914	7375.32585	161.01628	1.83224	168.06191	284.47056	437.88460	436.07020	908.94610	17.00830	697.28801	1.25723	77.01168	1189.36136	43.54622	42.64322	4.03528			

Pb
calc
#1 0.00027
#2 -0.00122
Mean -0.00048
%RSD 219.88217

Method : Paragon2

File : 130925A

Printed : 9/25/2013 15:20:41

SampleId1 : CRI
 SampleId2 :
 Analysis commenced : 9/25/2013 15:03:58
 Dilution ratio : 1.00000 to 1.00000 Tray :

[CV]

Position : STD6

Final concentrations

	Ag	Al	As	B	Ba	Be	Bi	Ca	Cd	Co	Cr	Cu	Fe	K	Li	Mg	Mn	Mo	Na	Ni	P	Pb I	Pb II	S	Sb	Se I	Se II	Si	Sn	Sr	Ti	Tl	U	V	Zn	Zr											
#1	0.02063	0.35105	0.01438	0.40899	0.44867	0.01231	0.05716	5.06489	0.01236	0.10386	0.02262	0.05357	0.19180	4.08878	0.01411	5.03897	0.03281	0.02085	4.19379	0.08817	0.18490	0.00752	0.00657	0.18792	0.12370	0.00995	0.08515	0.10723	0.02165	0.01932	0.10440	0.03975	0.05372	0.08174	0.10348	0.02160	0.19652	0.10548	0.05416	0.08345	2.88442	0.10535	0.02163	0.19347	0.10494	0.04089	0.05394
#2	0.02046	0.34217	0.00488	0.40392	0.44712	0.01227	0.05310	5.07887	0.01227	0.10439	0.02312	0.05243	0.19103	4.04488	0.01396	5.01879	0.03308	0.02244	4.14405	0.08796	0.18438	0.00830	0.00550	0.18792	0.12371	0.02575	0.08174	0.10348	0.02160	0.19652	0.10548	0.04204	0.05416	0.08345	2.88442	0.10535	0.02163	0.19347	0.10494	0.04089	0.05394						
Mean	0.02054	0.34661	0.00963	0.40645	0.44790	0.01229	0.05513	5.07188	0.01232	0.10413	0.02287	0.05300	0.19142	4.06683	0.01404	5.02888	0.03294	0.02165	4.16892	0.08807	0.18464	0.00791	0.00604	0.18792	0.12370	0.01785	0.08807	0.10535	0.02163	0.19347	0.10494	0.04089	0.05394	0.08345	2.88442	0.10535	0.02163	0.19347	0.10494	0.04089	0.05394						
%RSD	0.55529	1.81226	69.74367	0.88272	0.24561	0.21008	5.21141	0.19500	0.47360	0.35767	1.55724	1.52125	0.28498	0.76338	0.72540	0.28372	0.56926	5.20527	0.84363	0.16855	0.20021	6.96601	12.46609	0.00000	0.00416	62.58817	2.52117	2.52117	0.15887	44.23109	2.22485	0.72634	3.95429	0.58498	2.88442	0.15887	44.23109	2.22485	0.72634	3.95429	0.58498						

Method : Paragon2
 File : 130925A
 SampleId1 : IC5A
 SampleId2 :
 Analysis commenced : 9/25/2013 15:05:31
 Dilution ratio : 1.00000 to 1.00000 Tray :

Printed : 9/25/2013 15:20:41
 [ICSAB]

Position : STD3

Final concentrations

	Ag	Al	As	B	Ba	Be	Bi	Ca	Cd
#1	0.00689	0.00881	0.00644	0.01642	0.00666	0.01262	42.62124	0.00689	0.00881
#2	0.00689	0.00881	0.00644	0.01642	0.00666	0.01262	42.62124	0.00689	0.00881
Mean	0.00689	0.00881	0.00644	0.01642	0.00666	0.01262	42.62124	0.00689	0.00881
%RSD	0.00689	0.00881	0.00644	0.01642	0.00666	0.01262	42.62124	0.00689	0.00881

#1	0.00047	251.53684	0.00541	-0.01323	-0.00091	0.00130	0.00134	258.57868	0.00127
#2	0.00009	252.91848	-0.01279	-0.01526	-0.00082	0.00126	0.00363	259.09584	0.00077
Mean	0.00028	252.22766	-0.00369	-0.01425	-0.00087	0.00128	0.00248	258.83726	0.00102
%RSD	96.26603	0.38734	348.62790	10.05438	7.02024	2.27612	64.96709	0.14128	34.38653

	Co	Cr	Cu	Fe	K	Li	Mg	Mn	Mo
	ppm	ppm	ppm	ppm	ppm	ppm	ppm	ppm	ppm
#1	0.00316	0.00031	-0.00484	106.88243	-0.01011	-0.00224	258.15927	0.00139	0.00080
#2	0.00263	-0.00047	-0.00471	107.20369	-0.01174	-0.00226	258.85565	0.00126	-0.00026
Mean	0.00290	-0.00008	-0.00478	107.04306	-0.01092	-0.00225	258.50746	0.00132	0.00027
%RSD	12.90661	661.57962	1.91253	0.21222	10.57904	0.67897	0.19049	7.07792	279.15286

	Na	Ni	P	Pb I	Pb II	S	Sb	Se I	Se II
	ppm	ppm	ppm	ppm	ppm	ppm	ppm	ppm	ppm
#1	0.08185	0.00034	-0.00842	0.00987	-0.00493	-0.00933	0.00481	0.01779	-0.00747
#2	0.08129	0.00160	0.00202	0.00215	-0.00259	-0.01637	0.00331	0.00431	0.00052
Mean	0.08157	0.00097	-0.00320	0.00601	-0.00376	-0.01285	0.00406	0.01105	-0.00347
%RSD	0.48547	91.44380	230.77596	90.83615	44.09026	38.75996	26.05670	86.28857	162.56285

	Si	Sn	Sr	Ti	Tl	U	V	Zn	Zr
	ppm	ppm	ppm	ppm	ppm	ppm	ppm	ppm	ppm
#1	-0.02215	0.00305	0.00103	-0.00028	0.00455	0.08119	0.00016	0.01307	0.00477
#2	-0.02604	0.00868	0.00103	-0.00030	-0.00145	0.07148	-0.00019	0.01155	0.00422
Mean	-0.02410	0.00587	0.00103	-0.00029	0.00155	0.07633	-0.00001	0.01231	0.00449
%RSD	11.43123	67.85261	0.00000	3.37646	272.97543	8.99837	1830.28792	8.75289	8.62076

	Pb	Se
	calc	calc
#1	0.00000	0.00094
#2	-0.00101	0.00178
Mean	-0.00051	0.00136
%RSD	140.12813	43.49728

Method : Paragon2
 File : 130925A
 SampleId1 : ICSAB
 SampleId2 : [ICSAB]
 Analysis commenced : 9/25/2013 15:07:08
 Dilution ratio : 1.00000 to 1.00000 Tray :
 Position : STD4

Printed : 9/25/2013 15:20:41

Final concentrations

	Al	As	B	Ba	Be	Bi	Ca	Cd
	ppm	ppm	ppm	ppm	ppm	ppm	ppm	ppm
#1	0.19819	248.30464	0.10551	0.51149	0.45131	0.52045	253.02947	1.01427
#2	0.20021	248.12123	0.10049	0.51201	0.45355	0.52096	254.50407	1.01315
Mean	0.19920	248.21294	0.10300	0.51175	0.45243	0.52070	253.76677	1.01371
%RSD	0.71641	0.05225	3.44880	0.07170	0.34922	0.06942	0.41089	0.07823
	Co	Cr	Cu	Fe	K	Li	Mg	Mo
	ppm	ppm	ppm	ppm	ppm	ppm	ppm	ppm
#1	0.47567	0.47210	0.53796	104.68480	-0.01528	1.07312	253.64382	0.96478

#2	0.47673	0.47363	0.53606	105.34117	-0.01120	1.07022	253.97927	0.47330	0.96920
Mean	0.47620	0.47287	0.53701	105.01298	-0.01324	1.07167	253.81154	0.47183	0.96699
%RSD	0.15630	0.22836	0.24991	0.44196	21.82231	0.19145	0.09345	0.44005	0.32267
	Na	Ni	P	Pb I	Pb II	S	Sb	Se I	Se II
#1	0.06315	0.97416	0.93986	0.04890	0.04668	0.94207	0.58690	0.05314	0.03390
#2	0.06343	0.97442	0.94511	0.04651	0.05284	0.94912	0.57635	0.04431	0.03827
Mean	0.06329	0.97429	0.94248	0.04770	0.04976	0.94559	0.58163	0.04872	0.03609
%RSD	0.31275	0.01916	0.39392	3.53622	8.75232	0.52725	1.28184	12.81610	8.56808
	Si	Sn	Sr	Ti	Tl	U	V	Zn	Zr
#1	0.85585	0.99106	0.95268	0.90295	0.10629	9.61349	0.46218	0.85678	0.46476
#2	0.85976	0.97784	0.95406	0.90781	0.10477	9.61434	0.46451	0.85216	0.46685
Mean	0.85781	0.98445	0.95337	0.90538	0.10553	9.61392	0.46335	0.85447	0.46580
%RSD	0.32264	0.94928	0.10217	0.37969	1.01954	0.00628	0.35455	0.38190	0.31687
	Pb	Se							
	calc	calc							
#1	0.04742	0.04031							
#2	0.05073	0.04028							
Mean	0.04908	0.04029							
%RSD	4.77471	0.04213							

Method : Paragon2 File : 130925A Printed : 9/25/2013 15:20:41

sampleId1 : CCV sampleId2 :

Analysis commenced : 9/25/2013 15:08:46

Dilution ratio : 1.00000 to 1.00000 Tray :

Position : STD1

Final concentrations

#1	0.19687	47.14528	0.51187	1.00137	1.02275	0.47379	0.53119	48.67787	0.51508
#2	0.19834	47.23932	0.51134	1.00047	1.02110	0.47433	0.51876	48.70401	0.51316
Mean	0.19761	47.19230	0.51161	1.00092	1.02192	0.47406	0.52498	48.69094	0.51412
%RSD	0.52595	0.14090	0.07375	0.06389	0.11431	0.07973	1.67480	0.03796	0.26332
	Ag	Al	As	B	Ba	Be	Bi	Ca	Cd
#1	0.49526	0.97233	1.02729	19.42014	50.80440	0.50503	47.77500	0.97068	1.00423
#2	0.49631	0.97530	1.02767	19.43923	50.80411	0.50493	47.82126	0.97257	1.01172
Mean	0.49579	0.97382	1.02748	19.42969	50.80426	0.50498	47.79813	0.97163	1.00798
%RSD	0.15081	0.21524	0.02589	0.06947	0.00041	0.01411	0.06844	0.13698	0.52545
	Co	Cr	Cu	Fe	K	Li	Mg	Mn	Mo
#1	51.44998	1.03442	4.71012	0.93991	0.94701	4.89844	0.48972	0.94616	0.94147
#2	51.40073	1.03045	4.73693	0.93234	0.97000	4.87012	0.48523	0.97733	0.97545
	Na	Ni	P	Pb I	Pb II	S	Sb	Se I	Se II
#1	51.44998	1.03442	4.71012	0.93991	0.94701	4.89844	0.48972	0.94616	0.94147
#2	51.40073	1.03045	4.73693	0.93234	0.97000	4.87012	0.48523	0.97733	0.97545

Mean	51.42535	1.03243	4.72353	0.93612	0.95851	4.88428	0.48747	0.96175	0.95846
%RSD	0.06771	0.27134	0.40131	0.57183	1.69610	0.40994	0.65092	2.29186	2.50698
#1	4.60693	0.97458	0.50605	0.46752	0.52211	4.86798	0.47823	0.94605	0.97196
#2	4.61203	0.98213	0.50602	0.46873	0.52628	4.88015	0.47910	0.94990	0.97268
Mean	4.60948	0.97835	0.50603	0.46813	0.52420	4.87406	0.47866	0.94797	0.97232
%RSD	0.07822	0.54547	0.00343	0.18268	0.56325	0.17660	0.12903	0.28715	0.05213

	Pb	Se
	calc	calc
#1	0.94465	0.94303
#2	0.95746	0.97608
Mean	0.95105	0.95955
%RSD	0.95273	2.43518

Method : Paragon2 File : 130925A Printed : 9/25/2013 15:20:41
SampleId1 : CCB SampleId2 : [CB]
Analysis commenced : 9/25/2013 15:10:24
Dilution ratio : 1.00000 to 1.00000 Tray : Position : STD2

Final concentrations

	Ag	Al	As	B	Ba	Be	Bi	Ca	Cd
#1	-0.00015	-0.00354	-0.00567	-0.00682	-0.00108	0.00060	0.00462	0.14505	0.00019
#2	-0.00092	-0.00537	0.00066	-0.00772	-0.00112	0.00060	0.00081	0.13812	-0.00044
Mean	-0.00054	-0.00446	-0.00251	-0.00727	-0.00110	0.00060	0.00272	0.14158	-0.00013
%RSD	101.31977	29.13555	178.68015	8.75838	2.75730	0.06598	99.15540	3.46097	354.50881
	Co	Cr	Cu	Fe	K	Li	Mg	Mn	Mo
#1	0.00020	0.00042	-0.00216	0.00484	0.01495	-0.00245	0.04744	0.00006	-0.00093
#2	-0.00096	-0.00008	-0.00216	0.00176	0.00624	-0.00248	0.04285	0.00006	0.00080
Mean	-0.00038	0.00017	-0.00216	0.00330	0.01060	-0.00247	0.04514	0.00006	-0.00006
%RSD	216.26156	212.37598	0.09964	66.00137	58.17435	0.92855	7.18826	0.00000	1941.16934
	Na	Ni	P	Pb I	Pb II	S	Sb	Se I	Se II
#1	0.08040	-0.00107	-0.00372	0.00277	-0.00179	-0.00228	-0.00092	-0.01061	0.00410
#2	0.07860	-0.00301	-0.00216	-0.00274	0.00212	-0.02342	-0.00091	-0.00713	0.00196
Mean	0.07950	-0.00204	-0.00294	0.00001	0.00017	-0.01285	-0.00092	-0.00887	0.00303
%RSD	1.59394	67.18490	37.69080	28980.63745	1672.41414	116.28033	0.87191	27.71843	49.89361
	Si	Sn	Sr	Ti	Tl	U	V	Zn	Zr
#1	-0.02245	-0.00539	0.00040	-0.00128	0.00205	-0.01502	0.00008	0.00241	0.00187
#2	-0.02260	0.01150	0.00033	-0.00150	-0.00209	-0.02584	-0.00025	0.00164	0.00175
Mean	-0.02253	0.00305	0.00036	-0.00139	-0.00002	-0.02043	-0.00008	0.00203	0.00181

%RSD 0.47594 391.10757 14.23083 11.26386 12401.99851 37.43877 270.03980 26.60122 4.68536

	Pb	Se
	calc	calc
#1	-0.00027	-0.00080
#2	0.00050	-0.00107
Mean	0.00011	-0.00093
%RSD	479.38440	20.28942

Header Information for Analytical Sequence 13I21o00

Instrument: Agilent ICPMS Model 7700X; Serial No. JP09400112
Software Revision: B.01.01
Date of Analysis: 09/21/2013
Analyst: Ross Miller

Calibration Standards

High Calibration Standard: ST100324-6 (expires 2/28/2015)

This standard contains the following elements at the listed concentrations (ng/ml).

100000	50000	10000	5000	2000	1000	500	200	100	50	30	10	2
Na	Ca	Mg	Fe	Zn	B	Cr	Mn	V	Pb	Sb	Th	Tl
	K		Al	Ti	Cu	Ni		Co	Be	Cd	U	
					Li	Sn		As		Y	Ag	
								Se		La		
								Mo		Ce		
								Ba		Pr		
								Sr		Nd		

1/10, 1/100, and 1/1000 dilutions of the High Calibration Standard are prepared daily to provide additional calibration standards.

ICV

The ICV is prepared by diluting 1ml of the 2nd Source intermediate (ST121126-2, expires 12/18/2013) to 5ml giving the following concentrations (ng/ml).

20000	10000	2000	1000	400	200	100	40	20	10	6	2	0.4
Na	Ca	Mg	Fe	Zn	B	Cr	Mn	V	Pb	Sb	Th	Tl
	K		Al	Ti	Cu	Ni		Co	Be	Cd	U	
					Li	Sn		As		Y	Ag	
								Se		La		
								Mo		Ce		
								Ba		Pr		
								Sr		Nd		

CRI1

The RL1 is prepared by diluting 0.05ml of the Reporting Limit Verification Spike Solution (ST100324-9 expires 2/28/2015) to 50ml giving the following concentrations (ng/ml).

100	50	10	5	2	1	0.5	0.2	0.1	0.05	0.03	0.02	0.01
Na	Ca	Mg	Al	Zn	B	Cr	Mn	V	Pb	Sb	Th	U
	K		Fe	Ti	Cu	Ni		Co	Be	Cd	Tl	Ag
					Li	Sn		As		Y		
								Se		La		
								Mo		Ce		
								Ba		Pr		
								Sr		Nd		

CRI2

The RL2 is prepared by diluting 0.1ml of the Reporting Limit Verification Spike Solution (ST100324-9 expires 2/28/2015) to 50ml giving the following concentrations (ng/ml).

200	100	20	10	4	2	1	0.4	0.2	0.1	0.06	0.04	0.02
Na	Ca	Mg	Al	Zn	B	Cr	Mn	V	Pb	Sb	Th	U
	K		Fe	Ti	Cu	Ni		Co	Be	Cd	Tl	Ag
					Li	Sn		As		Y		
								Se		La		
								Mo		Ce		
								Ba		Pr		
								Sr		Nd		

ICSA

The ICSA is prepared by diluting 0.5ml of ICSA intermediate (ST121206-1, expires 01/01/14) to a final volume of 50ml giving the following concentrations (ng/ml).

<u>42.5 X 10⁶</u>	<u>30000</u>	<u>25000</u>	<u>20000</u>	<u>10000</u>	<u>200</u>
Cl	Ca	Fe	C	Al	Mo
		Na		K	Ti
				Mg	
				P	
				S	

ICSAB

The ICSAB is prepared by diluting 0.5ml of ICSA intermediate (ST121206-1, expires 01/01/14) and 5ml of High Calibration Standard: ST100324-6 (expires 2/28/2015) to a final volume of 50ml. The ICSAB contains the following elements at the listed concentrations (ng/ml).

<u>42.5X10⁶</u>	<u>35000</u>	<u>25500</u>	<u>20000</u>	<u>15000</u>	<u>11000</u>	<u>10500</u>	<u>10000</u>	<u>400</u>	<u>210</u>
Cl	Ca	Fe	C	K	Mg	Al	P	Ti	Mo
	Na						S		

<u>200</u>	<u>100</u>	<u>50</u>	<u>20</u>	<u>10</u>	<u>5</u>	<u>3</u>	<u>1</u>	<u>0.2</u>
Zn	B	Cr	Mn	V	Pb	Sb	Th	Tl
	Cu	Ni		Co	Be	Cd	U	
	Li	Sn		As		Y	Ag	
				Se		La		
				Ba		Ce		
				Sr		Pr		
						Nd		

CCV

The CCV is prepared by diluting 5ml of the High Calibration Standard: ST100324-6 (expires 2/28/2015) to a final volume of 50ml. The CCV contains the following elements at the listed concentrations (ng/ml).

10000	5000	1000	500	200	100	50	20	10	5	3	1	0.2
Na	Ca	Mg	Fe	Zn	B	Cr	Mn	V	Pb	Sb	Th	Tl
	K		Al	Ti	Cu	Ni		Co	Be	Cd	U	
					Li	Sn		As		Y	Ag	
								Se		La		
								Mo		Ce		
								Ba		Pr		
								Sr		Nd		

Linear Dynamic Range Standards

LDR-Ca,Na,K

The LDR-Ca,Na,K standard is prepared by diluting 1ml of the High Calibration Standard Intermediate Mix (ST100324-5, expires 2/28/2015) to a final volume of 10ml. The LDR-Ca,Na,K standard contains the following elements at the listed concentrations (ng/ml).

100000	50000	20000	10000	5000	2000	1000	500	300	100	20
Mg	Fe	Zn	B	Cr	Mn	V	Pb	Sb	Th	Tl
	Al	Ti	Cu	Ni		Co	Be	Cd	U	
			Li	Sn		As		Y	Ag	
						Se		La		
						Mo		Ce		
						Ba		Pr		
						Sr		Nd		

1000 Na

The 1000 Na standard is prepared by diluting 1ml of the 10000mg/L Na stock solution (ST100301-26, expires 2/28/2015) to a final volume of 10ml. The 1000 Na standard contains Na at 1000000 ng/ml.

500 Ca

The 500 Ca standard is prepared by diluting 0.5ml of the 10000mg/L Ca stock solution (ST100301-9, expires 2/28/2015) to a final volume of 10ml. The 500 Ca standard contains Ca at 500000 ng/ml.

500 K

The 500 K standard is prepared by diluting 0.5ml of the 10000mg/L K stock solution (ST100301-22, expires 2/28/2015) to a final volume of 10ml. The 500 K standard contains K at 500000 ng/ml.

Linear Dynamic Range

The instrument Linear Dynamic Range (LDR) is determined at least every 6 months. The current LDR was determined on 03/13/2013. The instrument LDR is given below (ng/ml).

1000000	500000	100000	50000	20000	10000	5000	2000	1000	500	300	100	20
Na	Ca	Mg	Fe	Zn	B	Cr	Mn	V	Pb	Sb	Th	Tl
	K		Al	Ti	Cu	Ni		Co	Be	Cd	U	
					Li	Sn		As		Y	Ag	
								Se		La		
								Mo		Ce		
								Ba		Pr		
								Sr		Nd		

ICB/CCB and all diluent

1% HNO₃, 1%HCl in double deionized water

HNO₃ Lot No. 1111120

HCl Lot No. 0000018301

Internal Standards

The internal standard intermediate contains 2 PPM each of Ga, Ge and Pt; 1 PPM each of In and Rh and 0.5 PPM of Bi. This intermediate is added to all standards and samples in the same proportion of 1 on top of 100. Most often this is done by adding 0.05ml of internal standard intermediate on top of 5ml of sample or standard. The final concentration of internal standard added to the standards or samples is about 20ppb each of Ga, Ge and Pt; 10ppb each of In and Rh; and 5ppb of Bi.

Pipet ID Numbers

1.0 to 5.0 ml -- M-66
0.1 to 1.0ml -- M-60
0.01 to 0.1ml -- M-56
0.5ml -- M-14

Dilutions

2X dilutions made by diluting 5ml of sample to 10ml final volume
5X dilutions made by diluting 1ml of sample to 5ml final volume
10X dilutions made by diluting 1ml of sample to 10ml final volume
50X dilutions made by diluting 0.1ml of sample to 5ml final volume
100X dilutions made by diluting 0.1ml of sample to 10ml final volume
200X dilutions made by diluting 0.05ml of sample to 10ml final volume
500X dilutions made by diluting 0.02ml of sample to 10ml final volume

Analytical Spikes

None in this sequence.

Daily Maintenance Items

1. Check / change pump tubing
2. Check / clean drain containers
3. Tune instrument per manufacturer's procedures
4. Perform resolution / mass calibration / stability test and print QC tune report

Monthly Maintenance Items

1. Check / clean torch and cones
2. Check / clean nebulizer and spray chamber
3. Check / fill water recirculating reservoir
4. Check / fill vacuum pump oil

Additional Comments

No additional comments.

QC Tune Report

Data File: C:\ICPMH\1\7500\QCTUNE.D
 Date Acquired: 21 Sep 2013 10:57:58 am
 Operator:
 Misc Info:
 Vial Number: 0
 Current Method: C:\ICPMH\1\METHODS\2008TUNE.m

Minimum Response (CPS)

Element	Actual	Required	Flag
---------	--------	----------	------

RSD (%)

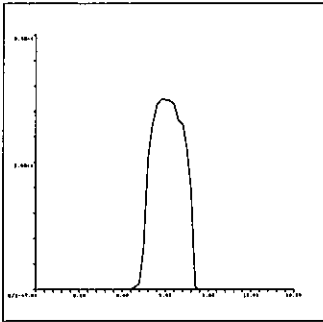
Element	Actual	Required	Flag
9 Be	1.84	5.00	
24 Mg	0.89	5.00	
25 Mg	1.98	5.00	
26 Mg	2.54	5.00	
59 Co	0.88	5.00	
115 In	0.82	5.00	
206 Pb	1.08	5.00	
207 Pb	1.59	5.00	
208 Pb	1.31	5.00	

Ion Ratio

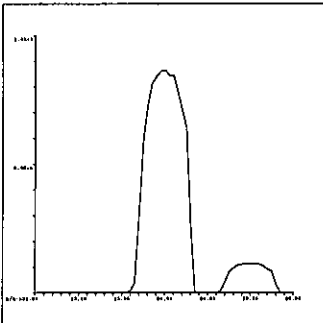
Element	Actual	Required	Flag
---------	--------	----------	------

Maximum Bkg. Count (CPS)

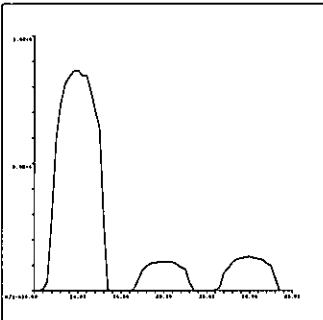
Element	Actual	Required	Flag
---------	--------	----------	------



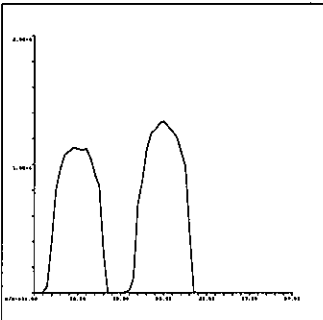
9 Be
Mass Calib.
Actual: 9.00
Required: 8.90-9.10
Flag:
Peak Width
Actual: 0.55
Required: 0.80
Flag:



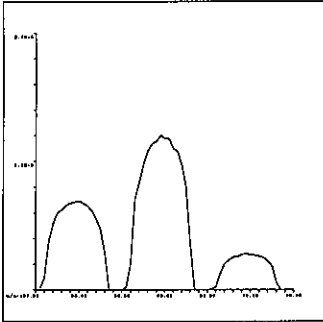
24 Mg
Mass Calib.
Actual: 24.00
Required: 23.90-24.10
Flag:
Peak Width
Actual: 0.60
Required: 0.80
Flag:



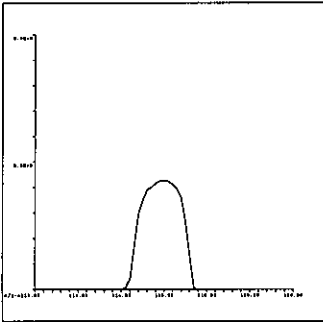
25 Mg
Mass Calib.
Actual: 25.00
Required: 24.90-25.10
Flag:
Peak Width
Actual: 0.60
Required: 0.80
Flag:



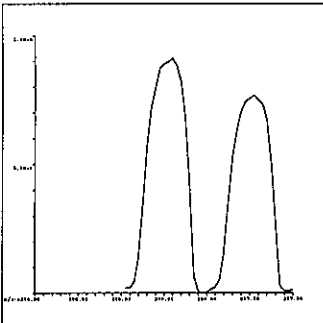
26 Mg
Mass Calib.
Actual: 26.00
Required: 25.90-26.10
Flag:
Peak Width
Actual: 0.65
Required: 0.80
Flag:



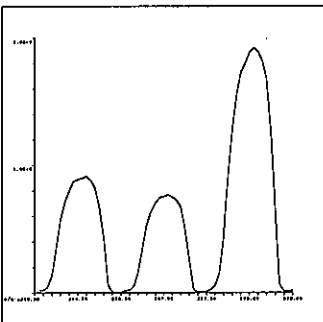
59 Co
Mass Calib.
Actual: 58.95
Required: 58.90-59.10
Flag:
Peak Width
Actual: 0.70
Required: 0.80
Flag:



115 In
Mass Calib.
Actual: 115.00
Required: 114.90-115.10
Flag:
Peak Width
Actual: 0.70
Required: 0.80
Flag:

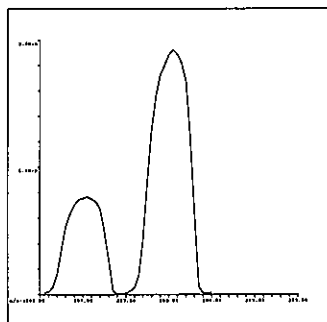


206 Pb
Mass Calib.
Actual: 206.05
Required: 205.90-206.10
Flag:
Peak Width
Actual: 0.65
Required: 0.80
Flag:



207 Pb
Mass Calib.
Actual: 207.05
Required: 206.90-207.10
Flag:
Peak Width
Actual: 0.65
Required: 0.80
Flag:

C:\ICPMH\1\7500\QCTUNE.D



208 Pb

Mass Calib.

Actual: 208.05

Required: 207.90-208.10

Flag:

Peak Width

Actual: 0.65

Required: 0.80

Flag:

QC Tune Result:Pass

Batch Summary Report

Batch Folder: C:\ICPMH\1\DATA\13121000.BX
 Analysis File: 13121000.batch.xml
 Tune Step: #1 no gas.u
 #2 hehe.u

Rjct	Acq. Date-Time	Data File	Sample Name	Type	Level	Dilution
1	9/21/2013 11:31:20 AM	001SMPL_1312100.D	blank	Sample		1.0000
2	9/21/2013 11:34:50 AM	002CALB_1312100.D	blank	CalBlk	1	1.0000
3	9/21/2013 11:38:20 AM	003CALB_1312100.D	blank	CalBlk	1	1.0000
4	9/21/2013 11:41:50 AM	004CALS_1312100.D	H/1000	CalStd	2	1.0000
5	9/21/2013 11:45:20 AM	005CALS_1312100.D	H/100	CalStd	3	1.0000
6	9/21/2013 11:48:49 AM	006CALS_1312100.D	H/10	CalStd	4	1.0000
7	9/21/2013 11:52:15 AM	007CALS_1312100.D	HIGH	CalStd	5	1.0000
8	9/21/2013 12:00:00 PM	008SMPL_1312100.D	ICV	6-ICV		1.0000
9	9/21/2013 12:07:50 PM	009SMPL_1312100.D	ICB	6-CCB		1.0000
10	9/21/2013 12:12:07 PM	010SMPL_1312100.D	ZZZZZZ	Sample		1.0000
11	9/21/2013 12:15:39 PM	011SMPL_1312100.D	ICSA	Sample		1.0000
12	9/21/2013 12:19:09 PM	012SMPL_1312100.D	ICSAB	Sample		1.0000
13	9/21/2013 12:26:58 PM	013SMPL_1312100.D	ZZZZZZ	Sample		1.0000
14	9/21/2013 12:39:59 PM	014SMPL_1312100.D	IP130920-2MB 10X	6-CCB		1.0000
15	9/21/2013 12:43:29 PM	015SMPL_1312100.D	IM130920-1LCS 10X	6-LCS		1.0000
16	9/21/2013 12:46:56 PM	016SMPL_1312100.D	1308501-1 10X	Sample		1.0000
17	9/21/2013 12:50:26 PM	017SMPL_1312100.D	CCV	6-CCV		1.0000
18	9/21/2013 12:53:55 PM	018SMPL_1312100.D	CCB	6-CCB		1.0000
19	9/21/2013 12:57:27 PM	019SMPL_1312100.D	IP130920-1MB 10X	6-CCB		1.0000
20	9/21/2013 1:00:56 PM	020SMPL_1312100.D	IP130920-2LCS 10X	6-LCS		1.0000
21	9/21/2013 1:04:24 PM	021SMPL_1312100.D	1309158-1 10X	Sample		1.0000
22	9/21/2013 1:07:54 PM	022SMPL_1312100.D	1309217-2 10X	Sample		1.0000
23	9/21/2013 1:11:23 PM	023SMPL_1312100.D	1309027-1 10X	Sample		1.0000
24	9/21/2013 1:14:53 PM	024SMPL_1312100.D	1309234-1 10X	Sample		1.0000
25	9/21/2013 1:18:23 PM	025SMPL_1312100.D	1309196-1 10X	Sample		1.0000
26	9/21/2013 1:21:53 PM	026SMPL_1312100.D	1309236-1 10X	Sample		1.0000
27	9/21/2013 1:25:23 PM	027SMPL_1312100.D	CCV	6-CCV		1.0000

No La, Ce, Pr, Nd

Batch Summary Report

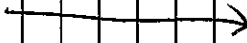
Rjct	Acq. Date-Time	Data File	Sample Name	Type	Level	Dilution
28	9/21/2013 1:28:51 PM	028SMPL_13121100.D	CCB	6-CCB		1.0000
29	9/21/2013 1:44:05 PM	001SMPL_13121n01.D	EX130919-20MB 10X	6-CCB		1.0000
30	9/21/2013 1:47:07 PM	002SMPL_13121n01.D	EX130919-20LCS 10X	6-LCS		1.0000
31	9/21/2013 1:50:12 PM	003SMPL_13121n01.D	1309185-4 10X	Sample		1.0000
32	9/21/2013 1:53:15 PM	004SMPL_13121n01.D	1309185-4D 10X	Sample		1.0000
33	9/21/2013 1:56:18 PM	005SMPL_13121n01.D	1309185-4L 50X	Sample		1.0000
34	9/21/2013 1:59:20 PM	006SMPL_13121n01.D	1309185-4MS 10X	Sample		1.0000
35	9/21/2013 2:02:23 PM	007SMPL_13121n01.D	1309185-4MSD 10X	Sample		1.0000
36	9/21/2013 2:05:25 PM	008SMPL_13121n01.D	CCV	6-CCV		1.0000
37	9/21/2013 2:08:28 PM	009SMPL_13121n01.D	CCB	6-CCB		1.0000
38	9/21/2013 2:24:53 PM	001SMPLD	CCV	6-CCV		1.0000
39	9/21/2013 2:27:04 PM	002SMPLD	CCB	6-CCB		1.0000
40	9/21/2013 2:29:20 PM	003SMPLD	1309242-1 50X	Sample		1.0000
41	9/21/2013 2:31:30 PM	004SMPLD	1309242-2 50X	Sample		1.0000
42	9/21/2013 2:33:40 PM	005SMPLD	1309242-3 50X	Sample		1.0000
43	9/21/2013 2:35:49 PM	006SMPLD	1309242-4 50X	Sample		1.0000
44	9/21/2013 2:38:00 PM	007SMPLD	1309242-5 50X	Sample		1.0000
45	9/21/2013 2:40:11 PM	008SMPLD	1309242-6 50X	Sample		1.0000
46	9/21/2013 2:42:22 PM	009SMPLD	1309242-7 50X	Sample		1.0000
47	9/21/2013 2:44:32 PM	010SMPLD	1309242-8 50X	Sample		1.0000
48	9/21/2013 2:48:23 PM	011SMPLD	ZZZZZZ	Sample		1.0000
49	9/21/2013 2:52:15 PM	012SMPLD	ZZZZZZ	Sample		1.0000
50	9/21/2013 2:56:05 PM	013SMPLD	CCV	6-CCV		1.0000
51	9/21/2013 2:59:56 PM	014SMPLD	CCB	6-CCB		1.0000
52	9/21/2013 3:02:03 PM	015SMPLD	CCV	6-CCV		1.0000
53	9/21/2013 3:04:13 PM	016SMPLD	CCB	6-CCB		1.0000
54	9/21/2013 3:06:24 PM	017SMPLD	1308513-8 2X	Sample		1.0000
55	9/21/2013 3:08:35 PM	018SMPLD	1308513-13 5X	Sample		1.0000
56	9/21/2013 3:10:45 PM	019SMPLD	1308513-19 2X	Sample		1.0000
57	9/21/2013 3:12:56 PM	020SMPLD	1308513-33 5X	Sample		1.0000
58	9/21/2013 3:15:06 PM	021SMPLD	1308513-34 5X	Sample		1.0000
59	9/21/2013 3:17:16 PM	022SMPLD	1308513-35 5X	Sample		1.0000
60	9/21/2013 3:19:26 PM	023SMPLD	ZZZZZZ	Sample		1.0000

As, Se only

Batch Summary Report

Rjct	Acq. Date-Time	Data File	Sample Name	Type	Level	Dilution
61	9/21/2013 3:21:38 PM	024SMPLD	ZZZZZZ	Sample		1.0000
62	9/21/2013 3:23:48 PM	025SMPLD	ZZZZZZ	Sample		1.0000
63	9/21/2013 3:25:57 PM	026SMPLD	ZZZZZZ	Sample		1.0000
64	9/21/2013 3:28:07 PM	027SMPLD	CCV	6-CCV		1.0000
65	9/21/2013 3:30:17 PM	028SMPLD	CCB	6-CCB		1.0000
66	9/21/2013 3:32:30 PM	029SMPLD	ZZZZZZ	Sample		1.0000
67	9/21/2013 3:36:22 PM	030SMPLD	ZZZZZZ	Sample		1.0000
68	9/21/2013 3:40:14 PM	031SMPLD	ZZZZZZ	Sample		1.0000
69	9/21/2013 3:44:07 PM	032SMPLD	ZZZZZZ	Sample		1.0000
70	9/21/2013 3:47:57 PM	033SMPLD	ZZZZZZ	Sample		1.0000
71	9/21/2013 3:51:49 PM	034SMPLD	ZZZZZZ	Sample		1.0000
72	9/21/2013 3:55:39 PM	035SMPLD	CCV	6-CCV		1.0000
73	9/21/2013 3:59:29 PM	036SMPLD	CCB	6-CCB		1.0000
74	9/21/2013 4:01:40 PM	037SMPLD	1309035-1 1000X	Sample		1.0000
75	9/21/2013 4:03:51 PM	038SMPLD	1309035-2 1000X	Sample		1.0000
76	9/21/2013 4:06:00 PM	039SMPLD	1309035-3 1000X	Sample		1.0000
77	9/21/2013 4:08:09 PM	040SMPLD	1309035-4 1000X	Sample		1.0000
78	9/21/2013 4:10:19 PM	041SMPLD	1309035-5 1000X	Sample		1.0000
79	9/21/2013 4:12:29 PM	042SMPLD	1309035-6 1000X	Sample		1.0000
80	9/21/2013 4:14:39 PM	043SMPLD	1309035-7 1000X	Sample		1.0000
81	9/21/2013 4:16:49 PM	044SMPLD	1309035-8 1000X	Sample		1.0000
82	9/21/2013 4:18:59 PM	045SMPLD	ZZZZZZ	Sample		1.0000
83	9/21/2013 4:21:09 PM	046SMPLD	ZZZZZZ	Sample		1.0000
84	9/21/2013 4:24:59 PM	047SMPLD	CCV	6-CCV		1.0000
85	9/21/2013 4:27:10 PM	048SMPLD	CCB	6-CCB		1.0000

La only



Batch Summary Report

Analyte Table

	Sample Name	7 Li [1]		9 Be [1]		11 B [1]		23 Na [2]		26 Mg [2]	
		Conc. [ppb]	CPS	Conc. [ppb]	CPS	Conc. [ppb]	CPS	Conc. [ppb]	CPS	Conc. [ppb]	CPS
1	blank		1274.72		66.00		593.35		10813.88		26.67
2	blank	-0.002	1257.39	-0.005	36.67	0.019	535.58	4.350	11284.33	1.094	26.67
3	blank	0.000	1262.73	0.000	56.00	0.000	478.90	0.000	10924.04	0.000	6.67
4	H/1000	1.040	13985.15	0.049	285.34	1.785	5687.68	95.967	23507.52	12.813	263.35
5	H/100	10.137	130813.05	0.469	2341.52	10.590	32800.55	1000.810	1330722.64	92.524	1916.86
6	H/10	104.838	1342948.87	4.961	24241.85	95.857	295335.62	10110.696	1330722.64	986.676	20817.00
7	HIGH	999.515	12417652.67	50.004	236643.27	1000.408	3090904.39	99988.926	12683440.23	10001.404	204970.38
8	ICV	199.203	2569005.67	9.721	47786.27	195.665	603722.54	20404.373	2660382.77	1979.094	41552.42
9	ICB	0.287	4429.28	-0.001	51.33	4.279	11740.81	5.800	11217.64	-0.351	0.00
10	ZZZZZZ	0.222	3733.11	-0.002	47.33	2.628	7521.75	6.528	11607.82	-0.175	3.33
11	ICSA	0.219	4203.22	-0.001	56.00	1.617	5595.44	25514.344	3282112.14	9276.120	192217.33
12	ICSAB	103.080	1315066.92	4.927	23980.80	94.349	292481.15	34465.745	4574622.43	10050.469	215144.05
13	ZZZZZZ	0.052	1913.46	-0.007	28.00	1.331	4215.02	6.295	11841.33	2.260	50.00
14	IP130920-2MB ...	0.117	2638.90	-0.004	39.33	0.472	1765.67	8.132	11891.42	0.706	20.00
15	IM130920-1LCS...	98.276	1278066.71	4.695	23294.51	88.432	274858.17	965.280	140276.97	896.540	19205.02
16	1308501-1 10X	0.328	5926.40	0.009	114.00	3.444	11486.24	5153.125	706744.03	1290.710	28121.27
17	CCV	102.584	1320601.42	4.834	23741.16	94.308	291086.42	10217.335	1352674.98	983.006	20853.71
18	CCB	0.242	4030.51	-0.003	43.33	3.202	9205.95	6.242	11684.54	0.525	16.67
19	IP130920-1MB ...	0.157	3019.63	-0.004	40.67	1.448	4373.96	6.786	11497.88	0.180	10.00
20	IP130920-2LCS...	101.866	1311974.67	5.042	24767.92	97.796	298584.10	1029.427	149945.95	965.641	20850.38
21	1309158-1 10X	1.008	14447.52	-0.005	37.33	4.183	13562.18	11454.502	1473180.29	63.754	1323.45
22	1309217-2 10X	1.387	18937.29	-0.006	32.67	2.848	9287.07	12132.136	1602405.39	11.925	260.02
23	1309027-1 10X	7.445	94610.25	-0.008	26.00	24.188	75039.10	20302.335	2625338.66	3692.769	76872.90
24	1309234-1 10X	4.197	55142.24	-0.009	18.67	17.525	54838.77	33303.478	4424684.52	112.149	2410.28
25	1309196-1 10X	0.749	10755.45	-0.006	34.67	2.207	7282.77	2370.547	313211.19	1428.178	29359.97
26	1309236-1 10X	2.488	32578.51	-0.008	22.67	25.754	78588.51	21767.112	2854481.93	29.763	636.71
27	CCV	102.244	1304035.79	4.838	23548.21	92.346	288484.70	10042.675	1351850.14	963.583	20793.61
28	CCB	0.199	3495.72	-0.005	35.33	3.152	8955.80	8.216	11824.73	0.361	13.33
29	EX130919-20M...			-0.007	26.00						
30	EX130919-20L...			4.740	23328.11						
31	1309185-4 10X			-0.007	26.00						

Batch Summary Report

Analyte Table

	Sample Name	7 Li [1]		9 Be [1]		11 B [1]		23 Na [2]		26 Mg [2]	
		Conc. [ppb]	CPS	Conc. [ppb]	CPS	Conc. [ppb]	CPS	Conc. [ppb]	CPS	Conc. [ppb]	CPS
32	1309185-4D 10X			-0.007	31.33						
33	1309185-4L 50X			-0.009	18.67						
34	1309185-4MS 10X			4.625	22179.20						
35	1309185-4MSD ...			4.592	22320.74						
36	CCV			4.778	23114.48						
37	CCB			-0.004	36.67						
38	CCV							10182.175	1355491.49		
39	CCB							17.798	13479.27		
40	1309242-1 50X							474.924	77306.48		
41	1309242-2 50X							443.168	73144.47		
42	1309242-3 50X							283.080	50577.84		
43	1309242-4 50X							316.843	56366.24		
44	1309242-5 50X							104.361	27230.06		
45	1309242-6 50X							1763.312	253049.24		
46	1309242-7 50X							2137.273	302135.61		
47	1309242-8 50X							1048.063	154142.73		
48	ZZZZZZ							9.069	12318.42		
49	ZZZZZZ							15.476	12805.44		
50	CCV							10483.731	1417616.28		
51	CCB							8.045	12268.37		
52	CCV										
53	CCB										
54	1308513-8 2X										
55	1308513-13 5X										
56	1308513-19 2X										
57	1308513-33 5X										
58	1308513-34 5X										
59	1308513-35 5X										
60	ZZZZZZ										
61	ZZZZZZ										
62	ZZZZZZ										

Batch Summary Report

Analyte Table

	Sample Name	27 Al [2]		39 K [2]		44 Ca [2]		49 Ti [2]		51 V [2]	
		Conc. [ppb]	CPS	Conc. [ppb]	CPS	Conc. [ppb]	CPS	Conc. [ppb]	CPS	Conc. [ppb]	CPS
1	blank		26.67		3753.94		2.39		3.33		47.00
2	blank	0.117	13.33	8.328	3990.67	2.103	2.84	-0.119	0.00	0.005	49.33
3	blank	0.000	6.67	0.000	3830.60	0.000	-2.82	0.000	3.33	0.000	44.67
4	H/1000	7.901	496.70	52.679	5491.14	66.298	185.17	1.662	56.67	0.100	173.67
5	H/100	52.959	3363.82	482.873	17563.28	470.496	1373.57	18.087	596.71	0.996	1347.06
6	H/10	505.517	32773.11	4942.050	143665.69	4899.912	14651.05	195.309	6528.20	9.548	12751.92
7	HIGH	4999.416	323175.74	50005.964	1374247.90	50010.288	145325.94	2000.489	66672.34	100.045	129347.61
8	ICV	1007.872	65123.89	9868.649	281166.06	9587.878	28523.00	393.695	13122.48	19.441	25784.62
9	ICB	0.593	40.00	12.457	4010.67	1.518	1.27	0.121	6.67	-0.005	37.67
10	ZZZZZ	0.301	23.33	5.309	3940.66	4.060	8.15	-0.009	3.33	-0.001	43.67
11	ICSA	9246.632	602313.13	10013.811	281641.47	29871.165	87793.60	174.174	5854.64	0.036	96.33
12	ICSAB	9767.484	641566.54	14810.509	428176.24	34428.527	104489.62	384.001	13015.67	9.837	13330.04
13	ZZZZZ	1.807	110.00	7.525	4084.04	8.472	20.18	0.331	13.33	-0.016	26.67
14	IP130920-2MB ...	0.471	33.33	12.733	4164.04	2.832	4.67	0.106	6.67	-0.012	30.00
15	IM130920-1LCS...	444.955	28131.26	467.698	17760.15	900.287	2731.69	194.776	6348.19	8.967	12159.81
16	1308501-1 10X	145.215	9788.79	10746.445	317354.19	16133.668	49824.45	4.577	163.34	0.276	431.68
17	CCV	506.940	32960.25	4950.660	144733.92	4747.232	14276.83	200.535	6728.31	9.574	12860.67
18	CCB	0.672	43.33	3.344	3933.96	6.139	13.52	0.589	20.00	-0.016	25.67
19	IP130920-1MB ...	0.235	20.00	3.194	3847.29	5.312	11.34	-0.119	0.00	-0.007	35.67
20	IP130920-2LCS...	487.859	31554.07	513.623	19225.05	1010.109	3088.39	195.459	6518.27	9.659	13199.60
21	1309158-1 10X	1.059	76.67	91.891	6745.02	971.711	2836.44	0.183	10.00	-0.006	41.67
22	1309217-2 10X	1.162	83.33	24.360	5017.66	349.241	1048.19	0.364	16.67	0.012	67.00
23	1309027-1 10X	1.821	126.67	437.558	16428.84	9665.058	28516.21	-0.119	0.00	0.031	89.67
24	1309234-1 10X	5.816	390.14	199.217	10080.21	467.941	1418.54	0.085	6.67	0.037	100.34
25	1309196-1 10X	2.454	166.67	182.469	9212.98	6254.183	18219.91	0.178	10.00	0.078	150.00
26	1309236-1 10X	1.797	123.34	108.462	7371.94	155.515	463.72	-0.119	0.00	-0.014	31.67
27	CCV	511.862	32772.94	4880.248	145104.46	4859.916	14858.08	197.488	6518.24	9.512	12990.10
28	CCB	0.170	16.67	4.681	3930.66	4.457	8.98	-0.119	0.00	-0.009	34.33
29	EX130919-20M...									-0.007	35.67
30	EX130919-20LC...									9.482	12691.26
31	1309185-4 10X									-0.024	18.00

Batch Summary Report

Analyte Table

	Sample Name	27 Al [2]		39 K [2]		44 Ca [2]		49 Ti [2]		51 V [2]	
		Conc. [ppb]	CPS	Conc. [ppb]	CPS	Conc. [ppb]	CPS	Conc. [ppb]	CPS	Conc. [ppb]	CPS
32	1309185-4D 10X									-0.013	32.33
33	1309185-4L 50X									-0.013	31.67
34	1309185-4MS 10X									8.887	11777.24
35	1309185-4MSD ...									8.977	11820.27
36	CCV									9.576	12756.96
37	CCB									-0.016	25.00
38	CCV										
39	CCB										
40	1309242-1 50X										
41	1309242-2 50X										
42	1309242-3 50X										
43	1309242-4 50X										
44	1309242-5 50X										
45	1309242-6 50X										
46	1309242-7 50X										
47	1309242-8 50X										
48	ZZZZZ										
49	ZZZZZ										
50	CCV										
51	CCB										
52	CCV										
53	CCB										
54	1308513-8 2X										
55	1308513-13 5X										
56	1308513-19 2X										
57	1308513-33 5X										
58	1308513-34 5X										
59	1308513-35 5X										
60	ZZZZZ										
61	ZZZZZ										
62	ZZZZZ										

Batch Summary Report

Analyte Table

	Sample Name	52 Cr [2]		55 Mn [2]		56 Fe [2]		59 Co [2]		60 Ni [2]	
		Conc. [ppb]	CPS	Conc. [ppb]	CPS	Conc. [ppb]	CPS	Conc. [ppb]	CPS	Conc. [ppb]	CPS
1	blank		995.60		128.89		5607.87		21.11		371.12
2	blank	0.046	1084.50	-0.067	102.23	-0.006	5701.24	0.006	37.78	0.058	354.45
3	blank	0.000	1008.94	0.000	168.89	0.000	5787.93	0.000	20.00	0.000	314.45
4	H/1000	0.505	1899.03	0.197	384.45	5.760	15361.08	0.113	374.45	0.595	816.70
5	H/100	5.029	9609.60	2.013	2346.86	51.659	91598.62	1.006	3272.60	5.184	4681.85
6	H/10	48.240	84347.92	19.587	21654.39	517.099	877066.52	9.880	32639.07	49.827	42875.85
7	HIGH	500.176	839504.78	200.041	213174.96	4998.273	8183385.09	100.012	320830.82	500.015	414963.36
8	ICV	96.976	167604.65	39.064	42780.01	1019.695	1714926.43	20.042	65873.47	99.698	85023.76
9	ICB	0.002	977.82	-0.043	122.23	-0.002	5594.60	0.014	57.78	0.019	318.90
10	ZZZZZZ	0.028	1043.38	-0.050	118.89	-0.051	5667.97	0.012	54.45	-0.050	275.56
11	ICSA	0.280	1587.87	1.438	1735.67	23499.535	38875057.75	0.011	56.67	-0.031	322.23
12	ICSAB	49.310	87478.37	21.688	24314.76	23561.128	40266241.90	9.948	33352.85	50.029	43693.71
13	ZZZZZZ	-0.028	981.16	-0.028	143.34	11.090	22753.27	0.012	56.67	0.019	334.45
14	IP130920-2MB ...	0.005	1017.83	-0.081	90.00	0.177	6064.72	0.005	34.44	-0.099	240.01
15	IM130920-1LCS...	45.198	80321.59	18.497	20773.23	482.045	830712.75	9.143	30669.84	47.000	41091.44
16	1308501-1 10X	0.308	1719.01	69.182	78482.02	207.026	366864.47	0.371	1288.96	0.613	905.60
17	CCV	48.542	85370.02	19.543	21727.78	515.277	879123.34	9.898	32889.60	49.719	43035.19
18	CCB	0.037	1067.83	-0.037	133.34	0.228	6148.10	0.007	41.11	-0.057	272.23
19	IP130920-1MB ...	0.049	1063.38	-0.072	96.67	0.335	6171.45	0.006	36.66	-0.113	224.45
20	IP130920-2LCS...	48.994	87648.16	19.644	22222.96	509.229	884009.81	9.942	33608.93	50.501	44465.77
21	1309158-1 10X	-0.029	1058.94	1.197	1467.87	1.449	8739.35	0.009	50.00	0.113	441.12
22	1309217-2 10X	-0.084	992.27	0.476	714.47	2.546	10837.38	0.012	63.33	0.010	364.46
23	1309027-1 10X	-0.042	1047.83	0.341	555.57	7.534	18938.28	0.042	158.89	0.311	610.02
24	1309234-1 10X	-0.008	1135.61	1.492	1853.47	28.677	55649.32	0.022	97.78	0.016	373.34
25	1309196-1 10X	0.055	1194.51	0.033	220.01	1.730	9172.96	0.008	48.89	0.022	362.23
26	1309236-1 10X	-0.070	1012.27	0.409	637.80	5.387	15574.70	0.008	48.89	-0.004	351.12
27	CCV	47.934	85718.34	19.058	21554.23	508.855	882802.61	9.786	33063.41	49.452	43525.35
28	CCB	0.048	1075.61	-0.083	87.78	0.150	5984.64	0.007	38.89	-0.137	210.01
29	EX130919-20M...	-0.064	905.59					0.003	28.89	-0.149	201.11
30	EX130919-20LC...	47.628	83486.84					9.789	32409.85	48.198	41585.85
31	1309185-4 10X	-0.061	994.49					0.003	30.00	0.055	386.68

Batch Summary Report

Analyte Table

	Sample Name	52 Cr [2]		55 Mn [2]		56 Fe [2]		59 Co [2]		60 Ni [2]	
		Conc. [ppb]	CPS	Conc. [ppb]	CPS	Conc. [ppb]	CPS	Conc. [ppb]	CPS	Conc. [ppb]	CPS
32	1309185-4D 10X	-0.004	1123.39					0.002	30.00	0.025	374.45
33	1309185-4L 50X	-0.050	987.82					0.007	44.45	-0.021	317.78
34	1309185-4MS 10X	45.485	79003.05					9.191	30119.95	46.696	39908.48
35	1309185-4MSD ...	46.421	80066.73					9.441	30741.15	47.697	40476.57
36	CCV	48.892	85271.42					10.005	32972.06	50.304	43185.63
37	CCB	-0.019	964.49					0.014	61.11	-0.129	213.34
38	CCV										
39	CCB										
40	1309242-1 50X										
41	1309242-2 50X										
42	1309242-3 50X										
43	1309242-4 50X										
44	1309242-5 50X										
45	1309242-6 50X										
46	1309242-7 50X										
47	1309242-8 50X										
48	ZZZZZ										
49	ZZZZZ										
50	CCV										
51	CCB										
52	CCV										
53	CCB										
54	1308513-8 2X										
55	1308513-13 5X										
56	1308513-19 2X										
57	1308513-33 5X										
58	1308513-34 5X										
59	1308513-35 5X										
60	ZZZZZ										
61	ZZZZZ										
62	ZZZZZ										

Batch Summary Report

Analyte Table

	Sample Name	63 Cu [2]		66 Zn [2]		75 As [2]		78 Se [2]		88 Sr [2]	
		Conc. [ppb]	CPS	Conc. [ppb]	CPS	Conc. [ppb]	CPS	Conc. [ppb]	CPS	Conc. [ppb]	CPS
1	blank		1452.31		386.69		1.00		0.80		190.01
2	blank	0.023	1386.75	0.035	173.34	-0.006	2.33	-0.008	0.27	-0.109	170.01
3	blank	0.000	1380.08	0.000	160.01	0.000	3.33	0.000	0.40	0.000	273.35
4	H/1000	1.127	3847.17	2.769	1466.81	0.088	20.00	0.085	2.00	0.063	363.36
5	H/100	10.577	24767.76	22.161	10894.16	0.945	185.67	1.047	20.53	1.102	1476.80
6	H/10	103.029	232900.18	202.357	100113.25	9.716	1909.45	10.334	202.53	9.521	10650.68
7	HIGH	999.691	2182771.44	1999.742	959739.96	100.029	19069.80	99.966	1900.25	100.047	108660.16
8	ICV	205.052	459744.55	401.998	197755.65	19.660	3842.80	20.491	399.34	20.251	22226.43
9	ICB	0.147	1599.00	-0.161	86.67	-0.017	0.33	-0.007	0.27	-0.032	240.01
10	ZZZZZ	0.074	1494.54	-0.228	60.00	0.004	4.00	0.008	0.53	-0.042	230.01
11	ICSA	0.048	1604.55	0.255	300.02	-0.009	2.00	-0.002	0.40	0.067	386.69
12	ICSAB	101.710	233364.58	197.971	99403.32	10.037	2002.13	10.447	207.87	9.944	11257.78
13	ZZZZZ	-0.049	1281.18	5.108	2443.62	-0.012	1.33	0.022	0.80	-0.142	140.01
14	IP130920-2MB ...	0.028	1420.09	-0.138	100.01	-0.008	2.00	0.008	0.53	-0.039	236.68
15	IM130920-1LCS...	95.142	218477.71	186.741	93820.03	9.210	1837.78	9.327	185.73	9.859	10757.40
16	1308501-1 10X	53.697	126097.25	99.660	51017.69	1.975	404.01	1.933	39.47	49.302	55938.79
17	CCV	102.957	234065.22	202.467	100751.40	9.916	1960.46	10.369	204.40	9.236	10373.84
18	CCB	0.090	1545.65	0.134	220.01	-0.010	1.67	0.015	0.67	-0.137	140.01
19	IP130920-1MB ...	0.083	1497.88	0.021	166.68	0.010	5.00	-0.016	0.13	-0.041	236.68
20	IP130920-2LCS...	102.092	236171.59	196.945	99708.42	9.953	2001.80	10.048	201.60	10.049	11204.41
21	1309158-1 10X	0.227	1990.15	0.862	593.37	-0.009	2.00	0.026	0.93	37.562	41371.19
22	1309217-2 10X	-0.005	1523.42	0.139	250.01	0.003	4.33	0.024	0.93	11.692	13122.62
23	1309027-1 10X	0.171	1886.81	0.594	466.69	0.009	5.33	0.233	4.93	208.895	228992.22
24	1309234-1 10X	0.023	1604.55	8.734	4564.19	-0.004	3.00	0.017	0.80	12.751	14146.85
25	1309196-1 10X	2.730	7462.93	8.808	4414.12	0.026	8.67	0.089	2.13	36.206	39490.14
26	1309236-1 10X	-0.061	1393.41	1.827	1083.43	-0.011	1.67	0.017	0.80	3.680	4280.80
27	CCV	101.014	233543.51	201.542	101956.02	9.587	1926.46	9.876	198.13	10.176	11234.46
28	CCB	0.071	1494.53	-0.030	146.68	-0.010	1.67	0.053	1.33	-0.086	193.35
29	EX130919-20M...	-0.007	1336.74	-0.007	156.68	-0.015	0.67	-0.008	0.27		
30	EX130919-20LC...	99.883	226361.89	186.777	92612.54	9.205	1813.77	9.513	187.07		
31	1309185-4 10X	-0.018	1437.86	0.263	300.02	0.026	8.67	0.055	1.47		

Batch Summary Report

Analyte Table

	Sample Name	63 Cu [2]		66 Zn [2]		75 As [2]		78 Se [2]		88 Sr [2]	
		Conc. [ppb]	CPS	Conc. [ppb]	CPS	Conc. [ppb]	CPS	Conc. [ppb]	CPS	Conc. [ppb]	CPS
32	1309185-4D 10X	-0.051	1408.97	0.211	283.35	0.020	7.67	0.038	1.20		
33	1309185-4L 50X	0.057	1565.65	0.091	213.34	-0.005	2.67	0.057	1.47		
34	1309185-4MS 10X	95.251	213815.14	184.187	90450.82	9.037	1763.44	9.866	192.00		
35	1309185-4MSD ...	96.978	216193.14	187.217	91319.06	9.307	1804.78	9.314	180.27		
36	CCV	103.524	233460.37	204.413	100878.47	9.811	1924.12	10.143	198.40		
37	CCB	0.049	1436.75	0.060	183.34	-0.017	0.33	0.015	0.67		
38	CCV										
39	CCB										
40	1309242-1 50X										
41	1309242-2 50X										
42	1309242-3 50X										
43	1309242-4 50X										
44	1309242-5 50X										
45	1309242-6 50X										
46	1309242-7 50X										
47	1309242-8 50X										
48	ZZZZZ										
49	ZZZZZ										
50	CCV										
51	CCB										
52	CCV					10.336	2023.46	10.333	201.60		
53	CCB					-0.012	1.33	-0.008	0.27		
54	1308513-8 2X					0.372	75.00	7.774	149.33		
55	1308513-13 5X					0.400	83.33	6.299	125.33		
56	1308513-19 2X					0.565	116.33	4.381	87.33		
57	1308513-33 5X					0.265	58.33	9.894	202.80		
58	1308513-34 5X					0.349	73.00	10.043	198.80		
59	1308513-35 5X					0.363	75.33	27.044	531.08		
60	ZZZZZ					0.297	64.00	1.129	23.20		
61	ZZZZZ					-0.002	3.00	0.008	0.53		
62	ZZZZZ					-0.012	1.33	-0.008	0.27		

Batch Summary Report

Analyte Table

	Sample Name	63 Cu [2]		66 Zn [2]		75 As [2]		78 Se [2]		88 Sr [2]	
		Conc. [ppb]	CPS	Conc. [ppb]	CPS	Conc. [ppb]	CPS	Conc. [ppb]	CPS	Conc. [ppb]	CPS
63	ZZZZZZ					-0.010	1.67	0.030	0.93		
64	CCV					10.198	2014.47	10.189	200.93		
65	CCB					-0.002	3.00	0.016	0.67		
66	ZZZZZZ										
67	ZZZZZZ										
68	ZZZZZZ										
69	ZZZZZZ										
70	ZZZZZZ										
71	ZZZZZZ										
72	CCV										
73	CCB										
74	1309035-1 100...										
75	1309035-2 100...										
76	1309035-3 100...										
77	1309035-4 100...										
78	1309035-5 100...										
79	1309035-6 100...										
80	1309035-7 100...										
81	1309035-8 100...										
82	ZZZZZZ										
83	ZZZZZZ										
84	CCV										
85	CCB										

Batch Summary Report

Analyte Table

	Sample Name	89 Y [2]		98 Mo [2]		109 Ag [2]		111 Cd [2]		118 Sn [1]	
		Conc. [ppb]	CPS	Conc. [ppb]	CPS	Conc. [ppb]	CPS	Conc. [ppb]	CPS	Conc. [ppb]	CPS
1	blank		0.00		3.33		1.11		2.00		716.72
2	blank	-0.003	0.00	-0.002	5.55	0.001	2.22	0.002	1.33	0.018	680.05
3	blank	0.000	6.67	0.000	8.89	0.000	0.00	0.000	0.00	0.000	573.37
4	H/1000	0.022	60.00	0.093	191.11	0.013	50.00	0.042	28.61	0.664	4577.54
5	H/100	0.305	770.06	0.973	1980.16	0.117	447.79	0.617	426.06	5.295	33854.23
6	H/10	3.087	7879.00	9.697	20046.14	1.073	4180.61	3.079	2170.60	50.840	322565.48
7	HIGH	29.991	76262.36	100.031	200795.21	9.993	38847.73	29.989	21085.06	499.913	3179946.31
8	ICV	6.068	15438.18	19.498	40101.49	2.072	8051.05	6.046	4246.14	102.149	648965.17
9	ICB	-0.003	0.00	-0.001	6.67	0.002	5.56	0.008	4.67	0.190	1586.83
10	ZZZZZ	-0.002	3.33	-0.002	4.44	0.002	5.56	0.001	0.67	0.172	1520.15
11	ICSA	0.002	13.33	184.103	373694.08	0.008	32.22	-0.006	-4.22	0.168	1740.19
12	ICSAB	3.043	7862.31	189.936	398262.87	1.073	4239.52	3.131	2237.01	53.007	338323.45
13	ZZZZZ	-0.003	0.00	0.040	84.44	0.005	15.56	0.003	1.98	2.741	16379.30
14	IP130920-2MB ...	-0.003	0.00	-0.001	7.78	0.004	12.22	0.001	0.67	0.063	926.74
15	IM130920-1LCS...	2.928	7295.32	9.003	18893.54	1.041	3952.78	3.154	2168.96	51.994	332720.20
16	1308501-1 10X	0.152	410.03	2.305	4926.39	0.082	333.34	1.034	757.82	3.200	21566.06
17	CCV	3.051	7815.62	9.685	20139.56	1.052	4115.03	3.009	2129.23	51.210	325459.35
18	CCB	-0.003	0.00	-0.002	4.44	0.002	6.67	0.000	0.00	0.112	1206.77
19	IP130920-1MB ...	0.000	6.67	-0.002	4.44	0.002	6.67	0.001	0.67	0.061	906.73
20	IP130920-2LCS...	3.048	7768.94	9.559	20219.66	1.079	4197.29	3.145	2212.55	53.015	333287.81
21	1309158-1 10X	0.001	10.00	0.036	82.22	0.002	8.89	0.003	1.98	0.104	1326.78
22	1309217-2 10X	0.003	16.67	2.922	6076.81	0.000	1.11	-0.003	-1.89	0.099	1276.78
23	1309027-1 10X	0.000	6.67	0.407	840.04	0.002	7.78	0.001	0.41	0.084	1186.77
24	1309234-1 10X	0.003	16.67	0.064	144.45	0.003	10.00	0.002	1.29	0.084	1190.11
25	1309196-1 10X	0.000	6.67	0.036	82.22	0.001	2.22	0.000	-0.02	0.058	1010.08
26	1309236-1 10X	0.000	6.67	0.039	91.11	0.002	6.67	0.002	1.31	0.075	1116.76
27	CCV	3.043	7672.22	9.620	20333.15	1.073	4129.48	3.094	2155.18	50.279	323411.67
28	CCB	-0.003	0.00	0.006	20.00	0.002	7.78	0.002	1.33	0.080	1013.41
29	EX130919-20M...			-0.002	5.55	0.002	5.56	0.002	1.33	0.062	910.07
30	EX130919-20L...			9.591	19874.79	0.961	3803.84	2.956	2115.31	51.938	327259.80
31	1309155-4 10X			0.004	17.78	0.002	8.89	0.000	-0.01	-0.020	513.37

Batch Summary Report

Analyte Table

	Sample Name	89 Y [2]		98 Mo [2]		109 Ag [2]		111 Cd [2]		118 Sn [1]	
		Conc. [ppb]	CPS	Conc. [ppb]	CPS	Conc. [ppb]	CPS	Conc. [ppb]	CPS	Conc. [ppb]	CPS
32	1309185-4D 10X			0.003	15.56	0.003	10.00	0.002	1.33	-0.037	410.03
33	1309185-4L 50X			-0.003	4.44	0.002	6.67	0.002	1.33	0.482	3483.91
34	1309185-4MS 10X			9.111	18696.72	0.981	3841.65	2.978	2110.35	48.387	304284.43
35	1309185-4MSD ...			9.266	18882.47	1.015	3896.09	3.061	2124.96	48.572	304426.11
36	CCV			9.854	20319.73	1.048	4049.47	3.214	2246.53	50.886	322789.98
37	CCB			0.001	11.11	0.002	6.67	0.000	0.00	0.104	1140.10
38	CCV										
39	CCB										
40	1309242-1 50X										
41	1309242-2 50X										
42	1309242-3 50X										
43	1309242-4 50X										
44	1309242-5 50X										
45	1309242-6 50X										
46	1309242-7 50X										
47	1309242-8 50X										
48	ZZZZZ										
49	ZZZZZ										
50	CCV										
51	CCB										
52	CCV			9.670	19902.54						
53	CCB			0.001	11.11						
54	1308513-8 2X			0.029	67.78						
55	1308513-13 5X			11.105	23281.62						
56	1308513-19 2X			0.047	108.89						
57	1308513-33 5X			87.612	189280.71						
58	1308513-34 5X			10.671	22252.31						
59	1308513-35 5X			411.947	853809.15						
60	ZZZZZ			0.872	1857.91						
61	ZZZZZ			0.017	41.11						
62	ZZZZZ			0.007	22.22						

Batch Summary Report

Analyte Table

	Sample Name	121 Sb [2]		137 Ba [1]		137 Ba [2]		139 La [1]		139 La [2]	
		Conc. [ppb]	CPS	Conc. [ppb]	CPS	Conc. [ppb]	CPS	Conc. [ppb]	CPS	Conc. [ppb]	CPS
1	blank		7.78		36.67		6.67		236.68		70.00
2	blank	-0.001	6.67	-0.005	33.33	0.000	3.33	-0.001	226.68	0.005	56.67
3	blank	0.000	7.78	0.000	46.67	0.000	3.33	0.000	256.68	0.000	30.00
4	H/1000	0.030	78.89	0.199	640.04	0.148	76.67	0.026	966.74	0.032	220.01
5	H/100	0.298	718.91	1.232	3880.67	1.273	650.04	0.329	9573.36	0.339	2070.27
6	H/10	3.037	7424.07	10.199	32044.33	9.866	5111.08	3.006	85828.29	2.938	18138.22
7	HIGH	29.996	73108.06	99.978	315066.07	100.011	51647.31	29.999	857575.40	30.006	184364.10
8	ICV	5.974	14559.12	20.512	64548.91	20.141	10397.30	6.027	172160.22	6.019	37002.21
9	ICB	0.006	20.00	-0.001	43.33	0.023	13.33	0.004	350.02	0.007	66.67
10	ZZZZZ	-0.002	3.33	-0.002	40.00	0.016	10.00	0.002	313.36	0.008	73.34
11	ICSA	0.068	174.45	0.014	100.01	0.052	30.00	0.070	2320.29	0.067	450.03
12	ICSAB	3.194	7918.77	10.418	32932.82	9.619	5051.04	3.135	90049.02	3.161	19773.39
13	ZZZZZ	-0.002	3.33	0.081	280.01	0.102	50.00	4.653	120656.75	4.718	25709.02
14	IP130920-2MB ...	-0.001	6.66	0.018	96.67	0.007	6.67	0.003	323.35	0.004	53.33
15	IM130920-1LCS...	2.978	7093.94	9.702	30758.39	10.243	5181.14	10.893	312910.18	10.952	65751.05
16	1308501-1 10X	0.019	56.67	39.099	126531.76	36.844	19820.15	44.519	1306397.30	42.979	275025.92
17	CCV	3.047	7471.89	10.095	31777.26	10.553	5484.57	3.041	86968.02	3.067	18989.14
18	CCB	0.008	24.45	0.018	96.67	0.038	20.00	0.002	316.69	0.006	60.00
19	IP130920-1MB ...	0.001	11.11	-0.003	36.67	0.030	16.67	0.005	386.69	0.007	70.00
20	IP130920-2LCS...	3.196	7806.48	10.424	32455.18	10.278	5317.82	3.044	86107.15	2.938	18094.81
21	1309158-1 10X	0.123	311.12	33.174	105324.31	33.202	17320.36	0.006	473.36	0.011	100.00
22	1309217-2 10X	0.128	324.45	10.021	31433.15	10.097	5284.52	0.009	553.37	0.013	113.34
23	1309027-1 10X	0.143	362.23	2.232	7065.31	2.181	1143.44	0.043	1516.83	0.035	253.35
24	1309234-1 10X	0.107	270.01	9.790	30992.20	10.638	5501.20	0.006	473.37	0.011	103.34
25	1309196-1 10X	0.004	18.89	8.710	27191.59	8.983	4637.62	0.003	363.36	0.008	86.67
26	1309236-1 10X	0.143	355.57	3.793	11818.38	3.685	1900.22	0.010	580.04	0.016	133.34
27	CCV	3.134	7568.59	10.025	31934.20	10.352	5301.15	2.987	86458.78	3.067	18698.64
28	CCB	0.001	11.11	-0.005	33.33	0.037	20.00	0.002	296.68	0.003	46.67
29	EX130919-20M...	0.000	7.78	0.012	80.00	0.037	20.00				
30	EX130919-20LC...	2.864	7110.61	9.946	31055.64	10.106	5314.50				
31	1309185-4 10X	0.020	56.67	0.307	993.42	0.362	186.68				

Batch Summary Report

Analyte Table

	Sample Name	121 Sb [2]		137 Ba [1]		137 Ba [2]		139 La [1]		139 La [2]	
		Conc. [ppb]	CPS	Conc. [ppb]	CPS	Conc. [ppb]	CPS	Conc. [ppb]	CPS	Conc. [ppb]	CPS
32	1309185-4D 10X	0.023	64.45	0.273	903.41	0.308	160.01				
33	1309185-4L 50X	0.009	30.00	0.060	226.68	0.095	50.00				
34	1309185-4MS 10X	2.834	6966.12	10.145	31593.60	9.422	4914.37				
35	1309185-4MSD ...	2.919	7028.33	10.059	31222.56	10.725	5467.93				
36	CCV	3.131	7596.39	10.156	31907.36	10.159	5221.17				
37	CCB	0.005	18.89	0.003	53.33	0.007	6.67				
38	CCV					10.261	5344.55			3.069	19025.74
39	CCB					0.000	3.33			0.004	56.67
40	1309242-1 50X					51.757	28356.89			39965.131	2.60416E+08
41	1309242-2 50X					110.478	59673.29			43551.210	2.79755E+08
42	1309242-3 50X					529.768	285765.11			31885.075	2.04567E+08
43	1309242-4 50X					60.292	31864.19			44834.228	2.81857E+08
44	1309242-5 50X					50.861	27816.03			74144.597	4.82260E+08
45	1309242-6 50X					170.253	91400.20			25067.640	1.60076E+08
46	1309242-7 50X					9.070	5041.11			24622.420	1.62679E+08
47	1309242-8 50X					962.465	509696.27			11471.936	72259043.92
48	ZZZZZZ					0.082	43.33			0.352	2073.58
49	ZZZZZZ					0.082	43.33			0.103	630.05
50	CCV					10.282	5604.59			2.957	19196.05
51	CCB					0.062	33.33			0.038	246.68
52	CCV										
53	CCB										
54	1308513-8 2X										
55	1308513-13 5X										
56	1308513-19 2X										
57	1308513-33 5X										
58	1308513-34 5X										
59	1308513-35 5X										
60	ZZZZZZ										
61	ZZZZZZ										
62	ZZZZZZ										

Batch Summary Report

Analyte Table

	Sample Name	121 Sb [2]		137 Ba [1]		137 Ba [2]		139 La [1]		139 La [2]	
		Conc. [ppb]	CPS	Conc. [ppb]	CPS	Conc. [ppb]	CPS	Conc. [ppb]	CPS	Conc. [ppb]	CPS
63	ZZZZZZ										
64	CCV										
65	CCB										
66	ZZZZZZ					0.014	10.00			0.035	230.01
67	ZZZZZZ					0.027	16.67			0.039	253.35
68	ZZZZZZ					0.027	16.67			0.037	243.35
69	ZZZZZZ					0.027	16.67			0.039	260.02
70	ZZZZZZ					0.007	6.67			0.026	190.01
71	ZZZZZZ					0.014	10.00			0.030	206.68
72	CCV					9.905	5631.29			2.942	19910.34
73	CCB					0.013	10.00			0.041	270.02
74	1309035-1 100...					0.864	430.03			0.134	820.06
75	1309035-2 100...					0.907	456.70			2.360	14070.24
76	1309035-3 100...					0.861	436.70			0.859	5194.46
77	1309035-4 100...					1.061	540.04			1.090	6608.39
78	1309035-5 100...					1.377	706.72			6.946	42312.72
79	1309035-6 100...					0.881	450.03			3.531	21295.82
80	1309035-7 100...					0.604	303.35			7.956	46778.30
81	1309035-8 100...					0.491	246.68			0.366	2180.26
82	ZZZZZZ					0.077	43.34			0.837	5094.38
83	ZZZZZZ					0.012	10.00			0.084	560.04
84	CCV					10.134	5668.00			2.988	19903.79
85	CCB					0.032	20.00			0.038	263.35

Batch Summary Report

Analyte Table

	Sample Name	140 Ce [1]		141 Pr [1]		146 Nd [1]		205 Tl [1]		205 Tl [2]	
		Conc. [ppb]	CPS	Conc. [ppb]	CPS	Conc. [ppb]	CPS	Conc. [ppb]	CPS	Conc. [ppb]	CPS
1	blank		166.68		10.00		6.67		10.95		10.00
2	blank	0.003	170.01	0.000	23.34	0.000	20.00	0.000	13.81	0.001	9.05
3	blank	0.000	106.67	0.000	20.00	0.000	20.00	0.000	11.91	0.000	3.81
4	H/1000	0.040	1156.77	0.029	973.41	0.038	260.02	0.002	63.33	0.002	23.33
5	H/100	0.330	9266.56	0.305	10710.85	0.308	2046.91	0.021	583.82	0.020	191.91
6	H/10	3.013	84428.17	3.044	107748.64	2.996	19933.84	0.194	5597.76	0.194	1894.90
7	HIGH	29.998	843343.95	29.996	1066380.79	30.000	200269.93	2.001	55888.46	2.001	19335.51
8	ICV	6.073	170465.95	6.054	214788.19	6.154	41012.61	0.399	11435.87	0.395	3990.56
9	ICB	0.006	243.35	0.000	20.00	-0.002	6.67	0.003	82.86	0.002	22.38
10	ZZZZZZ	0.004	203.35	0.001	53.33	-0.002	6.67	0.001	39.05	0.002	23.33
11	ICSA	0.077	2303.64	0.001	60.00	0.009	83.34	0.002	82.38	0.002	26.67
12	ICSAB	3.199	90197.48	3.097	110320.18	3.081	20621.40	0.197	5604.90	0.200	1949.19
13	ZZZZZZ	0.351	9049.79	0.028	910.08	0.026	180.01	0.001	40.00	0.001	15.71
14	IP130920-2MB ...	0.002	166.68	0.000	23.33	-0.002	10.00	0.000	13.33	0.001	13.33
15	IM130920-1LCS...	3.649	103126.82	2.998	107029.45	2.949	19790.23	0.213	6138.93	0.205	2044.92
16	1308501-1 10X	3.005	86844.96	0.316	11541.53	0.388	2680.36	0.059	1753.93	0.054	547.16
17	CCV	3.032	85131.90	3.035	107623.86	2.965	19760.16	0.199	5645.86	0.198	1980.63
18	CCB	0.006	253.35	0.000	10.00	0.000	20.00	0.006	170.48	0.005	47.62
19	IP130920-1MB ...	0.005	216.68	0.001	50.00	-0.002	10.00	0.001	43.33	0.002	19.05
20	IP130920-2LCS...	3.175	88155.34	3.123	109555.00	2.971	19586.64	0.219	6308.53	0.227	2210.18
21	1309158-1 10X	0.007	326.68	0.000	36.67	0.000	20.00	0.007	227.62	0.004	42.86
22	1309217-2 10X	0.010	403.36	0.001	43.33	0.003	40.00	0.001	46.66	0.001	19.52
23	1309027-1 10X	0.068	2023.57	0.005	203.34	0.018	140.01	0.000	27.14	0.001	14.76
24	1309234-1 10X	0.010	396.69	0.001	73.34	0.002	36.67	0.001	31.43	0.001	10.47
25	1309196-1 10X	0.005	246.68	0.000	16.67	0.000	23.33	0.000	23.34	0.000	4.76
26	1309236-1 10X	0.004	226.68	0.000	40.00	-0.001	16.67	0.000	16.19	0.000	7.14
27	CCV	3.040	86382.03	2.997	107560.66	2.966	20003.78	0.197	5681.60	0.192	1928.71
28	CCB	0.002	146.68	0.000	33.33	-0.001	16.67	0.007	191.43	0.004	40.95
29	EX130919-20M...							0.000	18.09	0.000	6.19
30	EX130919-20LC...							0.211	6108.91	0.216	2114.93
31	1309185-4 10X							0.006	177.15	0.005	51.43

Batch Summary Report

Analyte Table

	Sample Name	140 Ce [1]		141 Pr [1]		146 Nd [1]		205 Tl [1]		205 Tl [2]	
		Conc. [ppb]	CPS	Conc. [ppb]	CPS	Conc. [ppb]	CPS	Conc. [ppb]	CPS	Conc. [ppb]	CPS
32	1309185-4D 10X							0.001	50.00	0.001	12.38
33	1309185-4L 50X							0.000	23.33	0.001	11.91
34	1309185-4MS 10X							0.202	5746.87	0.209	2033.97
35	1309185-4MSD ...							0.212	6025.55	0.214	2118.26
36	CCV							0.205	5800.21	0.207	2024.92
37	CCB							0.009	222.86	0.005	45.24
38	CCV										
39	CCB										
40	1309242-1 50X										
41	1309242-2 50X										
42	1309242-3 50X										
43	1309242-4 50X										
44	1309242-5 50X										
45	1309242-6 50X										
46	1309242-7 50X										
47	1309242-8 50X										
48	ZZZZZ										
49	ZZZZZ										
50	CCV										
51	CCB										
52	CCV										
53	CCB										
54	1308513-8 2X										
55	1308513-13 5X										
56	1308513-19 2X										
57	1308513-33 5X										
58	1308513-34 5X										
59	1308513-35 5X										
60	ZZZZZ										
61	ZZZZZ										
62	ZZZZZ										

Batch Summary Report

Analyte Table

	Sample Name	206 (Pb) [1]		207 (Pb) [1]		208 Pb [1]		208 Pb [2]		232 Th [1]	
		Conc. [ppb]	CPS	Conc. [ppb]	CPS	Conc. [ppb]	CPS	Conc. [ppb]	CPS	Conc. [ppb]	CPS
1	blank		520.04		496.70		2136.84		820.06		66.67
2	blank	-0.009	483.37	0.002	490.03	-0.007	2106.84	-0.013	596.71	0.000	47.78
3	blank	0.000	563.37	0.000	470.04	0.000	2360.20	0.000	726.72	0.000	60.00
4	H/1000	0.047	1080.10	0.046	903.41	0.050	4540.56	0.047	1413.43	0.006	380.01
5	H/100	0.530	6271.69	0.551	5621.36	0.533	25216.32	0.520	8094.68	0.079	3979.50
6	H/10	4.987	55573.01	5.076	49089.80	5.050	224039.59	5.047	71942.90	0.951	49178.64
7	HIGH	50.001	542284.67	49.992	470789.16	49.995	2157893.89	49.995	698985.33	10.005	501243.99
8	ICV	10.165	112023.53	10.124	98668.18	10.150	445298.01	9.902	142074.38	1.955	100497.73
9	ICB	-0.008	486.70	-0.003	440.03	-0.012	1903.48	-0.003	703.38	0.001	112.23
10	ZZZZZ	-0.011	456.70	-0.011	380.03	-0.015	1813.48	-0.001	706.71	0.001	97.78
11	ICSA	0.018	826.73	0.011	636.71	0.008	3033.60	0.015	1053.41	0.005	334.45
12	ICSAB	5.291	56857.61	5.268	49143.40	5.301	226828.14	5.078	72456.03	1.023	52144.49
13	ZZZZZ	0.041	996.74	0.051	933.42	0.042	4137.13	0.048	1406.77	0.000	61.11
14	IP130920-2MB ...	-0.013	450.03	-0.009	400.03	-0.016	1793.48	-0.016	540.04	-0.001	25.55
15	IM130920-1LCS...	5.121	55703.17	5.073	47905.27	5.154	223243.38	5.106	71872.02	0.933	48330.14
16	1308501-1 10X	0.535	6675.22	0.555	5968.16	0.549	27354.70	0.494	8284.71	0.053	2868.11
17	CCV	5.071	55552.76	5.163	49096.65	5.143	224353.98	4.961	71888.76	0.970	49363.63
18	CCB	0.000	573.38	0.006	530.05	-0.006	2173.52	-0.008	640.04	0.004	232.23
19	IP130920-1MB ...	-0.011	463.37	-0.009	396.69	-0.014	1850.15	-0.014	573.37	0.000	64.45
20	IP130920-2LCS...	5.451	58919.29	5.416	50826.12	5.450	234575.44	5.481	77786.97	1.013	52378.71
21	1309158-1 10X	-0.001	636.72	0.006	600.05	0.005	2933.61	0.014	1046.75	0.005	344.45
22	1309217-2 10X	-0.007	573.37	0.005	590.04	-0.009	2310.19	-0.003	803.39	0.004	291.12
23	1309027-1 10X	-0.003	593.38	-0.016	373.36	-0.007	2323.54	-0.004	776.72	0.001	110.00
24	1309234-1 10X	-0.004	606.71	0.016	693.39	-0.004	2563.56	0.003	890.07	0.001	98.89
25	1309196-1 10X	-0.008	546.70	0.010	626.72	-0.005	2463.55	0.006	940.07	0.000	53.33
26	1309236-1 10X	0.001	650.05	0.006	596.71	-0.002	2610.23	-0.002	806.72	0.000	60.00
27	CCV	5.273	57787.89	5.092	48434.21	5.182	226134.71	4.928	72101.39	0.957	49459.43
28	CCB	-0.016	423.36	-0.007	420.03	-0.019	1666.79	-0.011	606.70	0.003	207.78
29	EX130919-20M...	-0.023	353.36	-0.012	376.69	-0.021	1580.12	-0.017	536.70		
30	EX130919-20LC...	5.218	56235.38	5.161	48273.67	5.186	222523.94	5.090	73992.35		
31	1309185-4 10X	0.002	653.38	-0.001	523.37	-0.001	2626.90	-0.004	776.71		

Batch Summary Report

Analyte Table

	Sample Name	206 (Pb) [1]		207 (Pb) [1]		208 Pb [1]		208 Pb [2]		232 Th [1]	
		Conc. [ppb]	CPS	Conc. [ppb]	CPS	Conc. [ppb]	CPS	Conc. [ppb]	CPS	Conc. [ppb]	CPS
32	1309185-4D 10X	0.002	663.38	0.008	606.71	0.001	2700.25	0.006	940.06		
33	1309185-4L 50X	-0.017	433.36	-0.016	366.69	-0.019	1800.15	-0.019	546.70		
34	1309185-4MS 10X	5.018	54578.91	5.024	47434.71	5.030	217878.55	4.956	70833.13		
35	1309185-4MSD ...	5.064	55274.64	5.077	48096.64	5.086	221022.92	4.859	70893.70		
36	CCV	5.156	56834.34	5.173	49504.88	5.166	226753.71	5.122	74627.18		
37	CCB	-0.018	393.36	-0.015	346.69	-0.021	1576.79	-0.014	570.03		
38	CCV							5.048	73434.87		
39	CCB							-0.019	516.70		
40	1309242-1 50X							4.128	61985.07		
41	1309242-2 50X							2.809	42342.56		
42	1309242-3 50X							2.023	30087.29		
43	1309242-4 50X							12.856	186157.65		
44	1309242-5 50X							1.581	23098.21		
45	1309242-6 50X							3.200	46914.36		
46	1309242-7 50X							1.959	29319.81		
47	1309242-8 50X							2.147	31885.29		
48	ZZZZZ							-0.004	693.38		
49	ZZZZZ							-0.014	570.03		
50	CCV							4.975	73467.98		
51	CCB							-0.017	530.04		
52	CCV										
53	CCB										
54	1308513-8 2X										
55	1308513-13 5X										
56	1308513-19 2X										
57	1308513-33 5X										
58	1308513-34 5X										
59	1308513-35 5X										
60	ZZZZZ										
61	ZZZZZ										
62	ZZZZZ										

Batch Summary Report

Analyte Table

Sample Name	206 (Pb) [1]		207 (Pb) [1]		208 Pb [1]		208 Pb [2]		232 Th [1]	
	Conc. [ppb]	CPS	Conc. [ppb]	CPS	Conc. [ppb]	CPS	Conc. [ppb]	CPS	Conc. [ppb]	CPS
63 ZZZZZZ										
64 CCV										
65 CCB										
66 ZZZZZZ							-0.021	476.70		
67 ZZZZZZ							-0.021	483.36		
68 ZZZZZZ							-0.017	533.37		
69 ZZZZZZ							-0.028	393.35		
70 ZZZZZZ							-0.019	523.37		
71 ZZZZZZ							-0.019	510.03		
72 CCV							5.009	72500.07		
73 CCB							-0.018	530.03		
74 1309035-1 100...							0.011	896.73		
75 1309035-2 100...							0.013	930.06		
76 1309035-3 100...							0.009	876.72		
77 1309035-4 100...							0.004	846.73		
78 1309035-5 100...							0.004	826.73		
79 1309035-6 100...							0.001	780.05		
80 1309035-7 100...							-0.003	726.71		
81 1309035-8 100...							-0.003	750.05		
82 ZZZZZZ							-0.021	510.03		
83 ZZZZZZ							-0.019	546.70		
84 CCV							4.878	72923.79		
85 CCB							-0.020	490.04		

Batch Summary Report

Analyte Table

	Sample Name	232 Th [2]		238 U [1]		238 U [2]		240 Vanadium [2]		241 Vanadium [2]	
		Conc. [ppb]	CPS	Conc. [ppb]	CPS	Conc. [ppb]	CPS	Conc. [ppb]	CPS	Conc. [ppb]	CPS
1	blank		17.78		24.45		12.22		-22.73		-84.25
2	blank	0.000	18.89	0.000	42.22	0.000	5.55	0.022	17.05	0.039	-10.40
3	blank	0.000	23.33	0.000	45.56	0.000	4.44	0.000	-8.47	0.000	-54.92
4	H/1000	0.007	131.11	0.009	516.69	0.009	146.67	0.093	94.26	0.067	24.16
5	H/100	0.081	1303.41	0.100	5166.55	0.103	1660.12	1.008	1289.68	1.020	1240.38
6	H/10	0.967	15559.63	0.965	51795.47	0.989	16142.39	9.378	12329.61	9.221	11955.38
7	HIGH	10.004	159436.28	10.004	520178.84	10.001	161814.71	100.062	127890.87	100.078	126644.88
8	ICV	1.872	31148.03	1.949	103978.73	1.922	32460.45	18.652	24408.87	17.920	23175.51
9	ICB	0.001	34.44	0.000	28.89	0.000	5.56	-0.022	-33.10	-0.038	-95.60
10	ZZZZZ	-0.001	13.33	0.000	41.11	0.000	4.45	-0.022	-34.61	-0.042	-103.88
11	ICSA	0.004	93.34	0.000	70.00	0.001	21.11	-0.029	-47.16	-0.089	-175.44
12	ICSAB	1.007	16183.68	1.012	53537.20	1.015	16536.20	9.876	13177.48	9.913	13048.75
13	ZZZZZ	0.000	16.67	0.001	76.67	0.001	25.56	-0.001	-9.12	0.013	-39.77
14	IP130920-2MB ...	0.000	20.00	0.000	58.89	0.000	10.00	-0.022	-34.86	-0.031	-91.91
15	IM130920-1LCS...	0.919	15144.79	0.950	51040.95	0.954	15938.89	8.920	11904.66	8.876	11682.07
16	1308501-1 10X	0.048	815.60	0.129	7140.73	0.131	2207.98	0.272	359.13	0.267	295.41
17	CCV	0.930	15366.08	0.989	52212.47	0.966	16172.45	9.354	12381.54	9.150	11955.79
18	CCB	0.003	68.89	0.000	54.45	0.000	8.89	-0.029	-43.60	-0.042	-104.64
19	IP130920-1MB ...	0.000	28.89	0.000	61.11	0.001	13.33	0.013	5.20	0.031	-20.55
20	IP130920-2LCS...	1.025	16430.60	1.013	54373.81	1.044	16964.45	9.418	12669.91	9.195	12198.35
21	1309158-1 10X	0.003	68.89	0.001	83.33	0.001	16.67	-0.033	-52.63	-0.059	-136.18
22	1309217-2 10X	0.004	92.22	0.004	286.67	0.003	58.89	0.003	-6.95	-0.006	-72.02
23	1309027-1 10X	0.000	25.56	1.869	97887.51	1.821	29925.03	0.035	35.83	0.040	-11.00
24	1309234-1 10X	0.001	48.89	0.001	118.89	0.002	41.11	-0.007	-19.27	-0.047	-125.87
25	1309196-1 10X	-0.001	14.44	0.917	47697.55	0.906	14717.56	0.007	-0.82	-0.060	-135.82
26	1309236-1 10X	-0.001	17.78	0.001	100.01	0.001	15.55	-0.075	-108.93	-0.132	-234.60
27	CCV	0.954	15762.09	0.985	52838.24	0.983	16468.41	9.152	12304.17	8.819	11690.47
28	CCB	0.004	88.89	0.000	42.22	0.000	11.11	-0.087	-109.22	-0.159	-237.74
29	EX130919-20M...							-0.020	-31.40	-0.032	-90.51
30	EX130919-20LC...							9.804	12917.19	10.104	13132.21
31	1309185-4 10X							-0.010	-21.52	0.002	-55.42

Batch Summary Report

Analyte Table

	Sample Name	232 Th [2]		238 U [1]		238 U [2]		240 Vanadium [2]		241 Vanadium [2]	
		Conc. [ppb]	CPS	Conc. [ppb]	CPS	Conc. [ppb]	CPS	Conc. [ppb]	CPS	Conc. [ppb]	CPS
32	1309185-4D 10X							-0.023	-39.59	-0.032	-102.87
33	1309185-4L 50X							-0.023	-37.40	-0.032	-98.19
34	1309185-4MS 10X							8.887	11594.46	8.887	11437.49
35	1309185-4MSD ...							8.914	11557.55	8.856	11328.04
36	CCV							9.407	12336.18	9.250	11963.43
37	CCB							-0.026	-39.22	-0.036	-95.70
38	CCV	0.953	15519.60			0.994	16417.15				
39	CCB	0.004	83.33			0.000	2.22				
40	1309242-1 50X	3.941	64327.71			5.556	92055.58				
41	1309242-2 50X	4.673	74981.08			2.086	33979.64				
42	1309242-3 50X	6.426	101197.47			0.157	2514.70				
43	1309242-4 50X	2.017	32017.64			11.870	191147.81				
44	1309242-5 50X	1.950	31022.19			0.265	4274.03				
45	1309242-6 50X	0.700	11173.35			0.184	2981.47				
46	1309242-7 50X	1.116	17776.61			0.097	1573.44				
47	1309242-8 50X	3.538	55177.89			2.812	44504.02				
48	ZZZZZ	0.002	48.89			0.000	5.55				
49	ZZZZZ	0.001	32.22			0.000	7.78				
50	CCV	0.967	15542.91			0.996	16226.99				
51	CCB	0.001	42.22			0.000	7.78				
52	CCV										
53	CCB										
54	1308513-8 2X										
55	1308513-13 5X										
56	1308513-19 2X										
57	1308513-33 5X										
58	1308513-34 5X										
59	1308513-35 5X										
60	ZZZZZ										
61	ZZZZZ										
62	ZZZZZ										

Batch Summary Report

ISTD Table

	Sample Name	71 Ga (ISTD) [1]		71 Ga (ISTD) [2]		72 Ge (ISTD) [1]		72 Ge (ISTD) [2]		103 Rh (ISTD) [1]	
		CPS	Recovery%	CPS	Recovery%	CPS	Recovery%	CPS	Recovery%	CPS	Recovery%
1	blank	130587.62		10500.52		63402.01		5044.39		195322.05	
2	blank	133081.09	100.0	10904.16	100.0	63599.18	100.0	4640.91	100.0	198392.05	100.0
3	blank	131764.88	100.0	10977.52	100.0	63672.53	100.0	4744.27	100.0	195033.85	100.0
4	H/1000	139481.84	105.9	11424.54	104.1	66818.15	104.9	5124.34	108.0	209362.12	107.3
5	H/100	146824.72	111.4	11557.97	105.3	70417.10	110.6	5037.75	106.2	220150.31	112.9
6	H/10	150629.17	114.3	12008.34	109.4	71037.26	111.6	5651.25	119.1	220683.34	113.2
7	HIGH	153313.74	116.4	13306.12	121.2	72713.40	114.2	6261.50	132.0	214235.29	109.8
8	ICV	152320.73	115.6	12572.08	114.5	71517.99	112.3	5494.55	115.8	222277.55	114.0
9	ICB	128230.40	97.3	10460.45	95.3	61929.53	97.3	4594.21	96.8	191568.29	98.2
10	ZZZZZ	128930.01	97.8	10143.65	92.4	61226.55	96.2	4680.93	98.7	193038.09	99.0
11	ICSA	151339.65	114.9	11874.88	108.2	77190.97	121.2	5541.23	116.8	219388.03	112.5
12	ICSAB	151799.43	115.2	12815.69	116.7	76266.32	119.8	5514.53	116.2	219796.28	112.7
13	ZZZZZ	134136.66	101.8	10600.62	96.6	62414.59	98.0	4797.64	101.1	202016.52	103.6
14	IP130920-2MB ...	130518.69	99.1	10183.63	92.8	61822.14	97.1	4734.26	99.8	198619.69	101.8
15	IM130920-1LCS...	149048.67	113.1	12208.52	111.2	68116.89	107.0	5197.74	109.6	224012.36	114.9
16	1308501-1 10X	156349.02	118.7	12688.88	115.6	70953.16	111.4	5474.56	115.4	232267.55	119.1
17	CCV	151181.02	114.7	12488.83	113.8	69824.18	109.7	5551.22	117.0	221778.95	113.7
18	CCB	128358.08	97.4	10443.85	95.1	60494.02	95.0	4844.31	102.1	196273.73	100.6
19	IP130920-1MB ...	128484.77	97.5	10300.39	93.8	60684.22	95.3	4567.92	96.3	194123.59	99.5
20	IP130920-2LCS...	149811.13	113.7	12488.75	113.8	68505.50	107.6	5291.14	111.5	221857.70	113.8
21	1309158-1 10X	147773.60	112.1	12315.20	112.2	71039.58	111.6	5594.55	117.9	222529.05	114.1
22	1309217-2 10X	147608.47	112.0	12165.09	110.8	76001.90	119.4	5761.32	121.4	218001.71	111.8
23	1309027-1 10X	147812.93	112.2	11904.82	108.4	69225.06	108.7	5634.61	118.8	215898.25	110.7
24	1309234-1 10X	148376.10	112.6	12362.03	112.6	69750.94	109.5	5421.14	114.3	220681.23	113.2
25	1309196-1 10X	146160.23	110.9	12358.53	112.6	66664.32	104.7	5161.09	108.8	215616.23	110.6
26	1309236-1 10X	145901.85	110.7	12442.03	113.3	68044.23	106.9	4994.33	105.3	216114.11	110.8
27	CCV	150058.48	113.9	12528.81	114.1	69858.67	109.7	5344.43	112.7	219793.72	112.7
28	CCB	128509.34	97.5	10543.93	96.1	60728.03	95.4	4864.29	102.5	193909.10	99.4
29	EX130919-20M...	130142.52	98.8	10664.03	97.1	60955.84	95.7	4790.91	101.0	194280.88	99.6
30	EX130919-20LC...	148193.30	112.5	12432.00	113.2	69801.44	109.6	5621.24	118.5	222189.83	113.9
31	1309185-4 10X	143448.84	108.9	12215.12	111.3	65496.57	102.9	5424.49	114.3	212531.62	109.0

Batch Summary Report

ISTD Table

	Sample Name	71 Ga (ISTD) [1]		71 Ga (ISTD) [2]		72 Ge (ISTD) [1]		72 Ge (ISTD) [2]		103 Rh (ISTD) [1]	
		CPS	Recovery%	CPS	Recovery%	CPS	Recovery%	CPS	Recovery%	CPS	Recovery%
32	1309185-4D 10X	149042.28	113.1	12108.35	110.3	67892.94	106.6	5227.80	110.2	219967.96	112.8
33	1309185-4L 50X	140899.53	106.9	11467.94	104.5	64516.09	101.3	5017.67	105.8	211312.46	108.3
34	1309185-4MS 10X	147611.87	112.0	12545.36	114.3	68493.05	107.6	5231.09	110.3	216502.35	111.0
35	1309185-4MSD ...	147594.86	112.0	12378.54	112.8	66915.46	105.1	5177.75	109.1	219457.20	112.5
36	CCV	149446.56	113.4	12325.26	112.3	69376.14	109.0	5374.51	113.3	218428.60	112.0
37	CCB	128861.37	97.8	10597.33	96.5	60568.23	95.1	4704.25	99.2	193222.53	99.1
38	CCV			12852.33	117.1			5161.07	108.8		
39	CCB			11684.81	106.4			4830.99	101.8		
40	1309242-1 50X			50703.83	461.9			10717.38	225.9		
41	1309242-2 50X			82550.88	752.0			11908.16	251.0		
42	1309242-3 50X			48336.61	440.3			6124.77	129.1		
43	1309242-4 50X			86900.04	791.6			16799.33	354.1		
44	1309242-5 50X			18070.83	164.6			6108.13	128.7		
45	1309242-6 50X			18411.16	167.7			5794.69	122.1		
46	1309242-7 50X			19482.57	177.5			5741.29	121.0		
47	1309242-8 50X			152526.37	1389.4			18978.46	400.0		
48	ZZZZZZ			11277.75	102.7			4890.95	103.1		
49	ZZZZZZ			10754.04	98.0			4697.57	99.0		
50	CCV			12849.02	117.0			5574.52	117.5		
51	CCB			11567.99	105.4			4977.70	104.9		
52	CCV			12945.84	117.9			5924.66	124.9		
53	CCB			11284.48	102.8			4844.29	102.1		
54	1308513-8 2X			12929.09	117.8			6464.91	136.3		
55	1308513-13 5X			13239.36	120.6			6198.13	130.6		
56	1308513-19 2X			13322.74	121.4			6731.65	141.9		
57	1308513-33 5X			13616.41	124.0			5938.04	125.2		
58	1308513-34 5X			12912.34	117.6			6158.12	129.8		
59	1308513-35 5X			13442.84	122.5			5958.05	125.6		
60	ZZZZZZ			13272.84	120.9			5958.01	125.6		
61	ZZZZZZ			11414.52	104.0			5067.68	106.8		
62	ZZZZZZ			11611.31	105.8			5181.08	109.2		

Batch Summary Report

ISTD Table

	Sample Name	71 Ga (ISTD) [1]		71 Ga (ISTD) [2]		72 Ge (ISTD) [1]		72 Ge (ISTD) [2]		103 Rh (ISTD) [1]	
		CPS	Recovery%	CPS	Recovery%	CPS	Recovery%	CPS	Recovery%	CPS	Recovery%
63	ZZZZZZ			11584.66	105.5			5044.37	106.3		
64	CCV			12962.48	118.1			5551.23	117.0		
65	CCB			11554.64	105.3			4697.57	99.0		
66	ZZZZZZ			11434.56	104.2			4937.67	104.1		
67	ZZZZZZ			12021.71	109.5			4951.02	104.4		
68	ZZZZZZ			12101.72	110.2			5171.05	109.0		
69	ZZZZZZ			11824.81	107.7			5057.67	106.6		
70	ZZZZZZ			12038.29	109.7			5214.43	109.9		
71	ZZZZZZ			11688.09	106.5			5374.48	113.3		
72	CCV			13062.47	119.0			6164.82	129.9		
73	CCB			11854.89	108.0			4987.67	105.1		
74	1309035-1 100...			11954.93	108.9			5167.73	108.9		
75	1309035-2 100...			11834.85	107.8			5277.77	111.2		
76	1309035-3 100...			12338.59	112.4			5231.10	110.3		
77	1309035-4 100...			12398.60	112.9			5561.26	117.2		
78	1309035-5 100...			12341.99	112.4			5044.39	106.3		
79	1309035-6 100...			11764.74	107.2			5054.39	106.5		
80	1309035-7 100...			11948.25	108.8			5244.43	110.5		
81	1309035-8 100...			12485.44	113.7			5207.77	109.8		
82	ZZZZZZ			12542.09	114.3			5494.51	115.8		
83	ZZZZZZ			12525.38	114.1			5474.53	115.4		
84	CCV			13399.46	122.1			5514.54	116.2		
85	CCB			11581.29	105.5			5124.38	108.0		

Batch Summary Report

ISTD Table

	Sample Name	103 Rh (ISTD) [2]		115 In (ISTD) [1]		115 In (ISTD) [2]		195 Pt (ISTD) [1]		195 Pt (ISTD) [2]	
		GPS	Recovery%	GPS	Recovery%	GPS	Recovery%	GPS	Recovery%	GPS	Recovery%
1	blank	68295.14		211927.20		34831.15		157820.51		39099.19	
2	blank	69529.95	100.0	217219.37	100.0	35469.94	100.0	160922.31	100.0	39721.19	100.0
3	blank	70440.52	100.0	215189.42	100.0	35316.08	100.0	160203.47	100.0	39012.70	100.0
4	H/1000	75041.35	106.5	230267.10	107.0	38637.52	109.4	170735.31	106.6	42138.04	108.0
5	H/100	77543.57	110.1	241862.95	112.4	39574.70	112.1	173462.39	108.3	43535.52	111.6
6	H/10	79141.81	112.4	244187.25	113.5	40441.61	114.5	181158.43	113.1	44338.16	113.7
7	HIGH	76897.39	109.2	245258.99	114.0	40347.22	114.2	175710.88	109.7	43959.64	112.7
8	ICV	78756.00	111.8	244739.98	113.7	40329.49	114.2	180146.85	112.4	45878.97	117.6
9	ICB	68134.69	96.7	209177.12	97.2	34747.56	98.4	156316.84	97.6	38317.15	98.2
10	ZZZZZ	69972.33	99.3	212929.81	98.9	35102.73	99.4	158335.43	98.8	39236.30	100.6
11	ICSA	77781.37	110.4	247739.77	115.1	40677.99	115.2	179138.18	111.8	44708.88	114.6
12	ICSAB	80317.89	114.0	245661.39	114.2	40996.48	116.1	178577.98	111.5	44250.95	113.4
13	ZZZZZ	71559.39	101.6	222041.86	103.2	35733.12	101.2	164945.62	103.0	39573.99	101.4
14	IP130920-2MB ...	70608.06	100.2	216165.04	100.5	35491.77	100.5	159578.71	99.6	40132.26	102.9
15	IM130920-1LCS...	80354.34	114.1	246286.89	114.5	39469.36	111.8	181309.17	113.2	45377.73	116.3
16	1308501-1 10X	81731.60	116.0	251778.82	117.0	42013.14	119.0	186346.33	116.3	45584.60	116.8
17	CCV	79607.09	113.0	244601.22	113.7	40583.25	114.9	178224.99	111.2	45484.12	116.6
18	CCB	70882.78	100.3	216291.96	100.5	34702.93	98.3	157685.83	98.4	40162.66	102.9
19	IP130920-1MB ...	69246.02	98.3	213623.77	99.3	35695.87	101.1	159987.62	99.9	40720.75	104.4
20	IP130920-2LCS...	80977.72	115.0	241958.49	112.4	40377.02	114.3	181139.86	113.1	44133.63	113.1
21	1309158-1 10X	77405.92	109.9	247014.55	114.8	40724.78	115.3	179984.31	112.3	45561.57	116.8
22	1309217-2 10X	79530.13	112.9	243733.20	113.3	40809.81	115.6	177775.52	111.0	45638.24	117.0
23	1309027-1 10X	78113.78	110.9	244510.85	113.6	40777.40	115.5	176831.57	110.4	44625.03	114.4
24	1309234-1 10X	80384.92	114.1	245967.96	114.3	40416.30	114.4	180001.63	112.4	44882.62	115.0
25	1309196-1 10X	77135.51	109.5	242507.74	112.7	40299.42	114.1	175524.07	109.6	44123.74	113.1
26	1309236-1 10X	79258.68	112.5	241449.86	112.2	40202.26	113.8	178858.56	111.6	45424.05	116.4
27	CCV	80926.85	114.9	247537.75	115.0	39970.12	113.2	181050.38	113.0	45507.77	116.6
28	CCB	70130.28	99.6	213464.33	99.2	35698.08	101.1	157268.74	98.2	41329.08	105.9
29	EX130919-20M...	70092.25	99.5	213321.76	99.1	34820.33	98.6	159765.66	99.7	39119.83	100.3
30	EX130919-20LC...	79329.20	112.6	242530.73	112.7	41059.46	116.3	181645.35	113.4	44531.20	114.1
31	1309185-4 10X	76502.03	108.6	238916.43	111.0	39476.28	111.8	173137.33	108.1	42816.28	109.7

Batch Summary Report

ISTD Table

	Sample Name	103 Rh (ISTD) [2]		115 In (ISTD) [1]		115 In (ISTD) [2]		195 Pt (ISTD) [1]		195 Pt (ISTD) [2]	
		CPS	Recovery%	CPS	Recovery%	CPS	Recovery%	CPS	Recovery%	CPS	Recovery%
32	1309185-4D 10X	78977.65	112.1	242077.56	112.5	39761.24	112.6	177362.43	110.7	43916.47	112.6
33	1309185-4L 50X	74871.09	106.3	229752.77	106.8	38259.81	108.3	168657.64	105.3	42421.83	108.7
34	1309185-4MS 10X	78568.00	111.5	241987.42	112.5	40678.90	115.2	178165.19	111.2	44283.87	113.5
35	1309185-4MSD ...	78036.16	110.8	241197.73	112.1	39824.53	112.8	178497.84	111.4	45036.87	115.4
36	CCV	78963.57	112.1	244132.83	113.5	40126.32	113.6	177544.35	110.8	44501.42	114.1
37	CCB	69456.68	98.6	212471.11	98.7	36005.99	102.0	156227.80	97.5	39894.83	102.3
38	CCV	80056.58	113.7			40637.41	115.1			44876.27	115.0
39	CCB	73099.97	103.8			37432.77	106.0			40259.21	103.2
40	1309242-1 50X	82428.56	117.0			42783.81	121.1			45019.51	115.4
41	1309242-2 50X	82603.13	117.3			42197.64	119.5			44234.12	113.4
42	1309242-3 50X	81375.33	115.5			42151.77	119.4			43451.43	111.4
43	1309242-4 50X	83242.18	118.2			41293.17	116.9			43762.20	112.2
44	1309242-5 50X	83255.48	118.2			42710.23	120.9			43855.87	112.4
45	1309242-6 50X	82662.99	117.4			41939.99	118.8			43923.12	112.6
46	1309242-7 50X	82173.57	116.7			43382.36	122.8			43899.68	112.5
47	1309242-8 50X	81895.34	116.3			41362.35	117.1			42997.25	110.2
48	ZZZZZZ	72446.37	102.8			38026.02	107.7			38645.27	99.1
49	ZZZZZZ	70956.98	100.7			38037.85	107.7			39129.61	100.3
50	CCV	81312.20	115.4			42545.07	120.5			44287.54	113.5
51	CCB	72878.16	103.5			37407.03	105.9			38929.15	99.8
52	CCV	78807.09	111.9			42322.70	119.8			43839.56	112.4
53	CCB	69972.21	99.3			37205.95	105.4			38263.85	98.1
54	1308513-8 2X	77523.18	110.1			42176.82	119.4			42004.14	107.7
55	1308513-13 5X	80263.98	113.9			43213.17	122.4			44458.18	114.0
56	1308513-19 2X	80236.43	113.9			42844.21	121.3			41937.21	107.5
57	1308513-33 5X	82756.44	117.5			43059.03	121.9			44053.29	112.9
58	1308513-34 5X	79854.95	113.4			42030.82	119.0			42993.57	110.2
59	1308513-35 5X	79446.51	112.8			43429.22	123.0			43826.09	112.3
60	ZZZZZZ	81326.39	115.5			41580.57	117.7			43919.13	112.6
61	ZZZZZZ	71683.66	101.8			37617.58	106.5			38016.98	97.4
62	ZZZZZZ	70678.94	100.3			37402.99	105.9			37619.07	96.4

Batch Summary Report

ISTD Table

	Sample Name	103 Rh (ISTD) [2]		115 In (ISTD) [1]		115 In (ISTD) [2]		195 Pt (ISTD) [1]		195 Pt (ISTD) [2]	
		CPS	Recovery%	CPS	Recovery%	CPS	Recovery%	CPS	Recovery%	CPS	Recovery%
63	ZZZZZZ	71328.43	101.3			36765.10	104.1			37445.12	96.0
64	CCV	79533.76	112.9			42830.82	121.3			42970.06	110.1
65	CCB	69285.79	98.4			37365.19	105.8			37177.88	95.3
66	ZZZZZZ	68690.05	97.5			37475.66	106.1			36893.92	94.6
67	ZZZZZZ	72052.02	102.3			37577.32	106.4			38664.87	99.1
68	ZZZZZZ	72091.45	102.3			37669.99	106.7			37117.44	95.1
69	ZZZZZZ	74076.67	105.2			37998.02	107.6			38002.95	97.4
70	ZZZZZZ	75005.31	106.5			38893.43	110.1			38478.32	98.6
71	ZZZZZZ	72251.82	102.6			37970.75	107.5			37903.05	97.2
72	CCV	81027.34	115.0			44369.83	125.6			42943.39	110.1
73	CCB	73216.49	103.9			38120.13	107.9			38948.83	99.8
74	1309035-1 100...	73685.15	104.6			38482.68	109.0			38334.07	98.3
75	1309035-2 100...	74914.53	106.4			39083.86	110.7			39256.71	100.6
76	1309035-3 100...	75041.93	106.5			39411.37	111.6			40189.38	103.0
77	1309035-4 100...	77386.07	109.9			39595.75	112.1			38702.05	99.2
78	1309035-5 100...	74542.75	105.8			40009.89	113.3			39242.84	100.6
79	1309035-6 100...	73273.97	104.0			39562.20	112.0			38948.91	99.8
80	1309035-7 100...	72781.47	103.3			38598.86	109.3			37822.89	97.0
81	1309035-8 100...	75574.37	107.3			38542.76	109.1			39443.53	101.1
82	ZZZZZZ	75982.80	107.9			39752.24	112.6			40837.35	104.7
83	ZZZZZZ	78591.81	111.6			41146.06	116.5			41098.01	105.3
84	CCV	82056.25	116.5			43659.11	123.6			42970.70	110.1
85	CCB	72894.51	103.5			39461.10	111.7			37645.72	96.5

Batch Summary Report

ISTD Table

	Sample Name	209 Bi (ISTD) [1]		209 Bi (ISTD) [2]	
		CPS	Recovery%	CPS	Recovery%
1	blank	14525.71		46929.41	
2	blank	14893.28	100.0	49585.01	100.0
3	blank	14729.85	100.0	47247.65	100.0
4	H/1000	158004.73	107.0	51270.59	108.5
5	H/100	166135.93	112.5	53890.28	114.1
6	H/10	171844.89	116.3	54302.19	114.9
7	HIGH	169041.57	114.4	53789.88	113.8
8	ICV	170981.11	115.7	55028.31	116.5
9	ICB	146544.47	99.2	47899.75	101.4
10	ZZZZZ	148065.22	100.2	47106.62	99.7
11	ICSA	167529.12	113.4	55101.44	116.6
12	ICSAB	165840.17	112.3	54341.79	115.0
13	ZZZZZ	154443.33	104.5	50558.31	107.0
14	IP130920-2MB ...	150558.04	101.9	48367.23	102.4
15	IM130920-1LCS...	167797.49	113.6	53596.41	113.4
16	1308501-1 10X	175251.10	118.6	57640.94	122.0
17	CCV	169058.40	114.4	55158.34	116.7
18	CCB	149747.04	101.4	48531.80	102.7
19	IP130920-1MB ...	148891.28	100.8	49350.64	104.5
20	IP130920-2LCS...	166884.16	113.0	54090.93	114.5
21	1309158-1 10X	170004.42	115.1	55389.10	117.2
22	1309217-2 10X	169798.75	114.9	54947.50	116.3
23	1309027-1 10X	163996.63	111.0	53806.52	113.9
24	1309234-1 10X	170320.87	115.3	54997.56	116.4
25	1309196-1 10X	166544.29	112.7	55117.84	116.7
26	1309236-1 10X	168902.75	114.3	54897.25	116.2
27	CCV	169138.88	114.5	55720.20	117.9
28	CCB	150829.61	102.1	48133.47	101.9
29	EX130919-20M...	150642.15	102.0	48989.91	103.7
30	EX130919-20L...	166269.42	112.5	55382.63	117.2
31	1309185-4 10X	165980.73	112.4	54154.42	114.6

Batch Summary Report

ISTD Table

	Sample Name	209 Bi (ISTD) [1]		209 Bi (ISTD) [2]	
		CPS	Recovery%	CPS	Recovery%
32	1309185-4D 10X	167109.07	113.1	55185.22	116.8
33	1309185-4L 50X	160338.21	108.5	51946.32	109.9
34	1309185-4MS 10X	167749.74	113.6	54422.46	115.2
35	1309185-4MSD ...	168343.92	114.0	55536.04	117.5
36	CCV	170086.59	115.1	55505.96	117.5
37	CCB	149073.06	100.9	48769.00	103.2
38	CCV			55389.23	117.2
39	CCB			49882.97	105.6
40	1309242-1 50X			57025.29	120.7
41	1309242-2 50X			56860.89	120.3
42	1309242-3 50X			55667.25	117.8
43	1309242-4 50X			55515.99	117.5
44	1309242-5 50X			54248.30	114.8
45	1309242-6 50X			55485.73	117.4
46	1309242-7 50X			55987.84	118.5
47	1309242-8 50X			55713.38	117.9
48	ZZZZZZ			48778.96	103.2
49	ZZZZZZ			48842.48	103.4
50	CCV			56215.83	119.0
51	CCB			48973.02	103.7
52	CCV			55633.12	117.7
53	CCB			48936.21	103.6
54	1308513-8 2X			52284.11	110.7
55	1308513-13 5X			54806.91	116.0
56	1308513-19 2X			53010.14	112.2
57	1308513-33 5X			55572.65	117.6
58	1308513-34 5X			52699.26	111.5
59	1308513-35 5X			52545.37	111.2
60	ZZZZZZ			54301.89	114.9
61	ZZZZZZ			47959.53	101.5
62	ZZZZZZ			47926.17	101.4

Batch Summary Report

ISTD Table

	Sample Name	209 Bi (ISTD) [1]		209 Bi (ISTD) [2]	
		CPS	Recovery%	CPS	Recovery%
63	ZZZZZZ			48019.67	101.6
64	CCV			54428.73	115.2
65	CCB			48046.53	101.7
66	ZZZZZZ			47812.48	101.2
67	ZZZZZZ			48398.01	102.4
68	ZZZZZZ			48237.17	102.1
69	ZZZZZZ			48875.80	103.4
70	ZZZZZZ			49752.02	105.3
71	ZZZZZZ			49026.39	103.8
72	CCV			55157.99	116.7
73	CCB			49555.24	104.9
74	1309035-1 100...			48983.24	103.7
75	1309035-2 100...			49749.31	105.3
76	1309035-3 100...			49705.27	105.2
77	1309035-4 100...			51862.60	109.8
78	1309035-5 100...			50368.07	106.6
79	1309035-6 100...			49401.09	104.6
80	1309035-7 100...			50304.47	106.5
81	1309035-8 100...			51187.21	108.3
82	ZZZZZZ			51063.48	108.1
83	ZZZZZZ			52207.12	110.5
84	CCV			56887.58	120.4
85	CCB			48521.54	102.7

Calibration for 047SMPL.D

Batch Folder: C:\ICPMH\1\DATA\13121000.B\

Analysis File: 13121000.batch.xml

DA Date-Time: 9/23/2013 8:21:42 AM

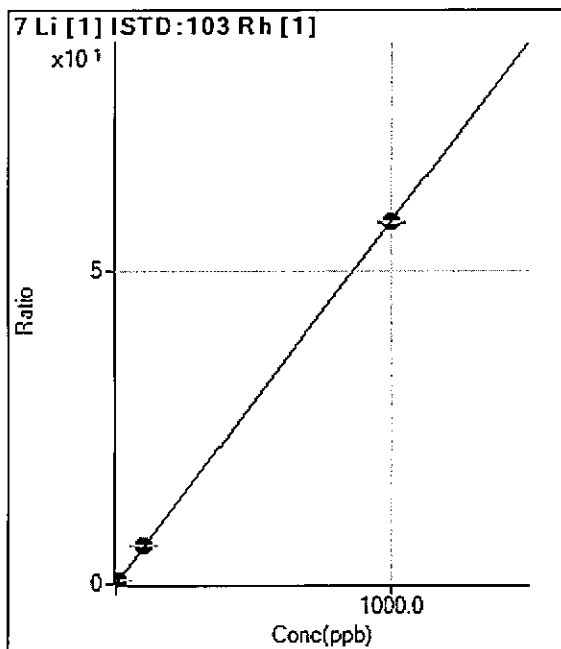
Calibration Title:

Calibration Method: External Calibration

VIS Interpolation Fit:

Tune Step: #1 hehe.u

Level	Standard Data File	Sample Name	Acq. Date-Time
1	003CALB_13121100.D	blank	9/21/2013 11:38:20 AM
2	004CALS_13121100.D	H/1000	9/21/2013 11:41:50 AM
3	005CALS_13121100.D	H/100	9/21/2013 11:45:20 AM
4	006CALS_13121100.D	H/10	9/21/2013 11:48:49 AM
5	007CALS_13121100.D	HIGH	9/21/2013 11:52:15 AM
6			



	Rjct	Conc.	Calc Conc.	CPS	Ratio	Det.	RSD
1	<input type="checkbox"/>	0.000	0.000	1262.73	0.0065	P	1.2
2	<input type="checkbox"/>	1.000	1.040	13985.15	0.0668	P	2.1
3	<input type="checkbox"/>	10.000	10.137	130813.05	0.5943	P	2.0
4	<input type="checkbox"/>	100.000	104.838	1342948.87	6.0858	A	1.7
5	<input type="checkbox"/>	1000.000	999.515	12417652.67	57.9665	A	0.8
6	<input type="checkbox"/>	200.000					

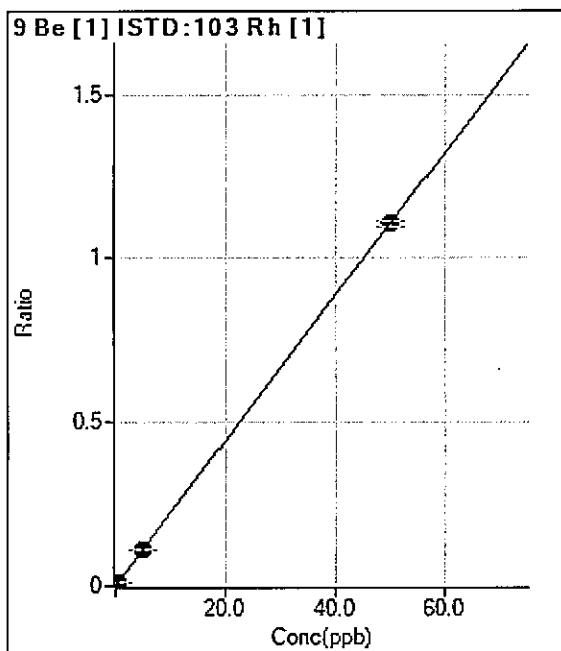
$y = 0.0580 * x + 0.0065$

R = 1.0000

DL = 0.003902

Weight: None

Min Conc: <None>



	Rjct	Conc.	Calc Conc.	CPS	Ratio	Det.	RSD
1	<input type="checkbox"/>	0.000	0.000	56.00	0.0003	P	11.7
2	<input type="checkbox"/>	0.050	0.049	285.34	0.0014	P	13.3
3	<input type="checkbox"/>	0.500	0.469	2341.52	0.0106	P	3.5
4	<input type="checkbox"/>	5.000	4.961	24241.85	0.1098	P	0.6
5	<input type="checkbox"/>	50.000	50.004	236643.27	1.1047	P	1.3
6	<input type="checkbox"/>	10.000					

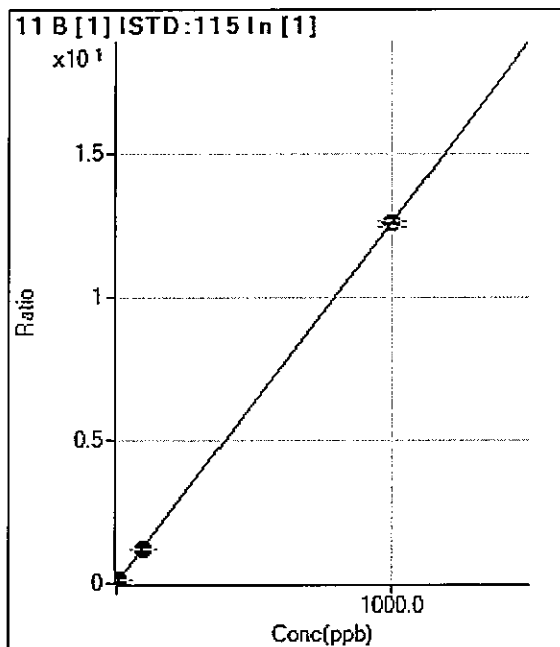
$y = 0.0221 * x + 2.8697E-004$

R = 1.0000

DL = 0.004564

Weight: None

Min Conc: <None>



	Rjct	Conc.	Calc Conc.	CPS	Ratio	Det.	RSD
1	<input type="checkbox"/>	0.000	0.000	478.90	0.0022	P	1.7
2	<input type="checkbox"/>	1.000	1.785	5687.68	0.0247	P	3.8
3	<input type="checkbox"/>	10.000	10.590	32800.55	0.1356	P	1.6
4	<input type="checkbox"/>	100.000	95.857	295335.62	1.2096	P	1.9
5	<input type="checkbox"/>	1000.000	1000.408	3090904.39	12.6034	A	1.8
6	<input type="checkbox"/>	2000.000					

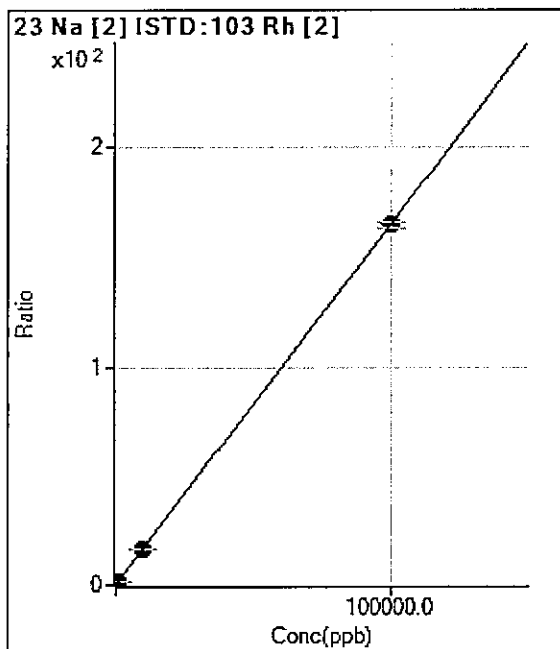
$y = 0.0126 * x + 0.0022$

R = 1.0000

DL = 0.008778

Weight: None

Min Conc: <None>



	Rjct	Conc.	Calc Conc.	CPS	Ratio	Det.	RSD
1	<input type="checkbox"/>	0.000	0.000	10924.04	0.1551	P	1.5
2	<input type="checkbox"/>	100.000	95.967	23507.52	0.3133	P	1.3
3	<input type="checkbox"/>	1000.000	1000.810	139895.32	1.8045	P	2.7
4	<input type="checkbox"/>	10000.000	10110.696	1330722.64	16.8188	A	2.7
5	<input type="checkbox"/>	100000.000	99988.926	12683440.23	164.9493	A	1.3
6	<input type="checkbox"/>	20000.000					

$y = 0.0016 * x + 0.1551$

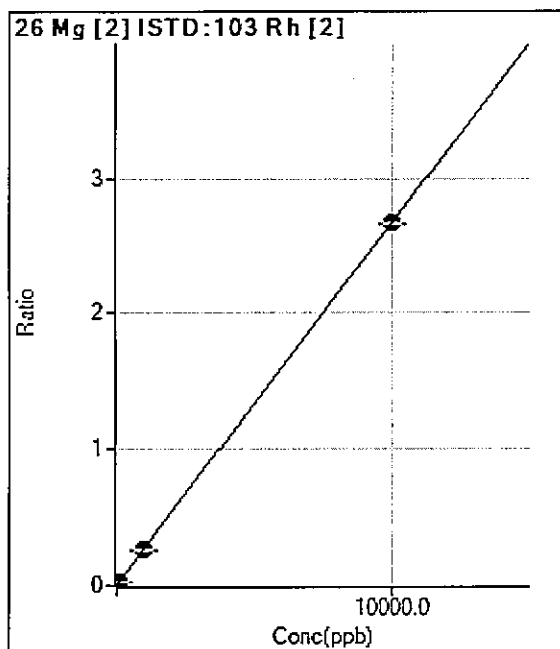
R = 1.0000

DL = 4.346

BEC = 94.1

Weight: None

Min Conc: <None>



	Rjct	Conc.	Calc Conc.	CPS	Ratio	Det.	RSD
1	<input type="checkbox"/>	0.000	0.000	6.67	0.0001	P	173.2
2	<input type="checkbox"/>	10.000	12.813	263.35	0.0035	P	19.3
3	<input type="checkbox"/>	100.000	92.524	1916.86	0.0248	P	11.2
4	<input type="checkbox"/>	1000.000	986.676	20817.00	0.2631	P	1.9
5	<input type="checkbox"/>	10000.000	10001.404	204970.38	2.6658	P	0.8
6	<input type="checkbox"/>	2000.000					

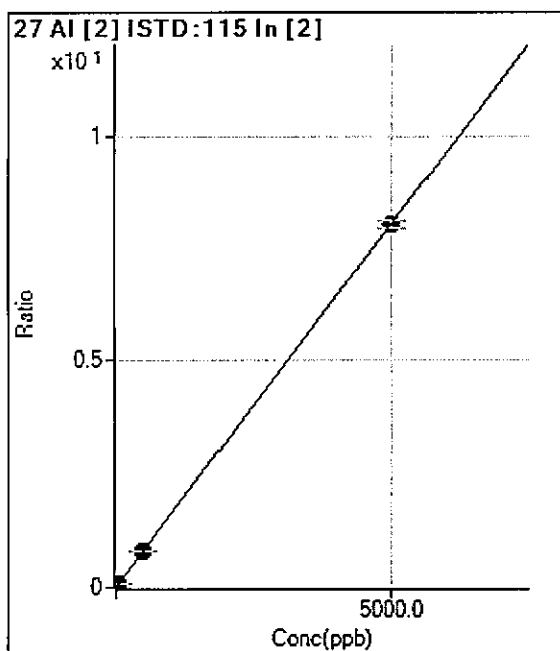
$y = 2.6653E-004 * x + 9.3447E-005$

R = 1.0000

DL = 1.822

Weight: None

Min Conc: <None>



	Rjct	Conc.	Calc Conc.	CPS	Ratio	Det.	RSD
1	<input type="checkbox"/>	0.000	0.000	6.67	0.0002	P	86.7
2	<input type="checkbox"/>	5.000	7.901	496.70	0.0128	P	15.6
3	<input type="checkbox"/>	50.000	52.959	3363.82	0.0851	P	6.3
4	<input type="checkbox"/>	500.000	505.517	32773.11	0.8103	P	1.1
5	<input type="checkbox"/>	5000.000	4999.416	323175.74	8.0122	P	2.1
6	<input type="checkbox"/>	1000.000					

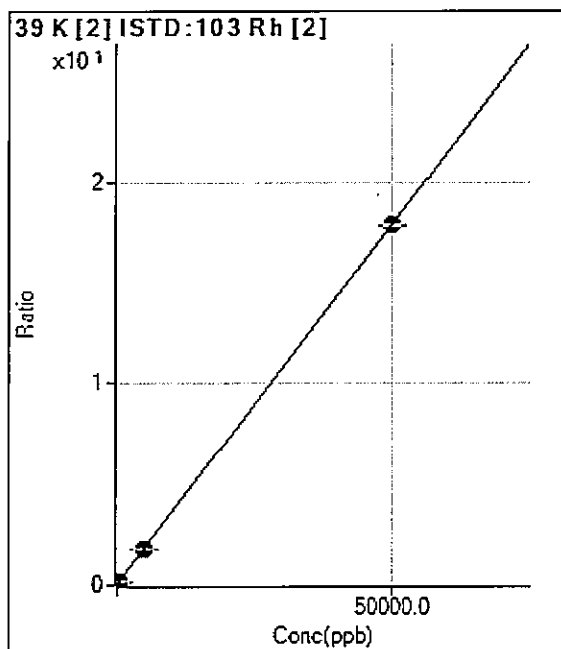
$y = 0.0016 * x + 1.8515E-004$

R = 1.0000

DL = 0.3004

Weight: None

Min Conc: <None>



	Rjct	Conc.	Calc Conc.	CPS	Ratio	Det.	RSD
1	<input type="checkbox"/>	0.000	0.000	3830.60	0.0544	P	6.0
2	<input type="checkbox"/>	50.000	52.679	5491.14	0.0732	P	7.1
3	<input type="checkbox"/>	500.000	482.873	17563.28	0.2265	P	1.3
4	<input type="checkbox"/>	5000.000	4942.050	143657.69	1.8152	P	0.2
5	<input type="checkbox"/>	50000.000	50005.964	1374247.90	17.8708	A	0.6
6	<input type="checkbox"/>	10000.000					

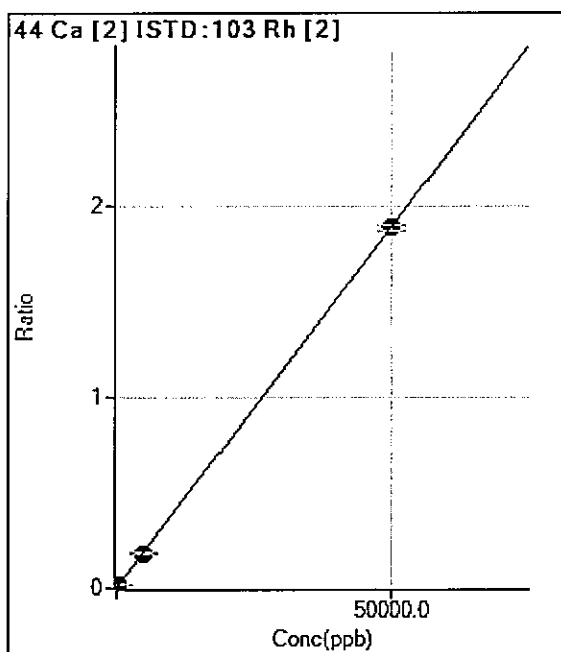
$y = 3.5629E-004 * x + 0.0544$

R = 1.0000

DL = 27.69

Weight: None

Min Conc: <None>



	Rjct	Conc.	Calc Conc.	CPS	Ratio	Det.	RSD
1	<input type="checkbox"/>	0.000	0.000	-2.82	0.0000	P	-225.6
2	<input type="checkbox"/>	50.000	66.298	185.17	0.0025	P	17.2
3	<input type="checkbox"/>	500.000	470.496	1373.57	0.0177	P	13.6
4	<input type="checkbox"/>	5000.000	4899.912	14651.05	0.1851	P	0.5
5	<input type="checkbox"/>	50000.000	50010.288	145325.94	1.8899	P	1.5
6	<input type="checkbox"/>	10000.000					

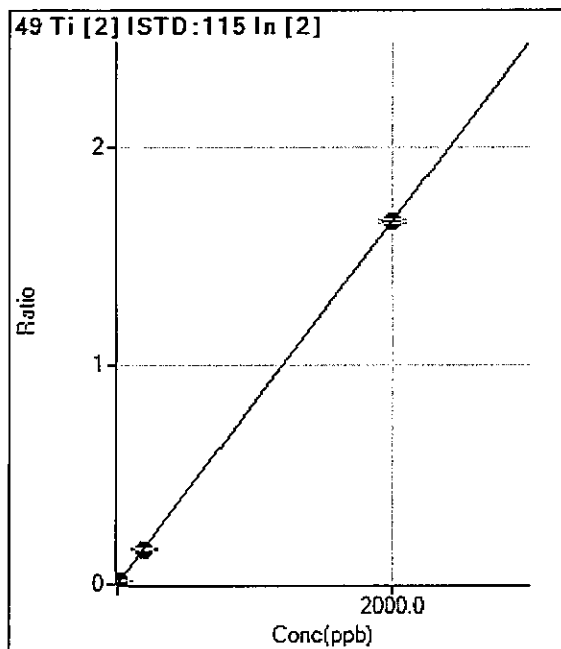
$y = 3.7791E-005 * x - 3.8942E-005$

R = 1.0000

DL = 6.973

Weight: None

Min Conc: <None>



	Rjct	Conc.	Calc Conc.	CPS	Ratio	Det.	RSD
1	<input type="checkbox"/>	0.000	0.000	3.33	0.0001	P	173.2
2	<input type="checkbox"/>	2.000	1.662	56.67	0.0015	P	73.3
3	<input type="checkbox"/>	20.000	18.087	596.71	0.0150	P	15.2
4	<input type="checkbox"/>	200.000	195.309	6528.20	0.1614	P	1.8
5	<input type="checkbox"/>	2000.000	2000.489	66672.34	1.6526	P	0.9
6	<input type="checkbox"/>	400.000					

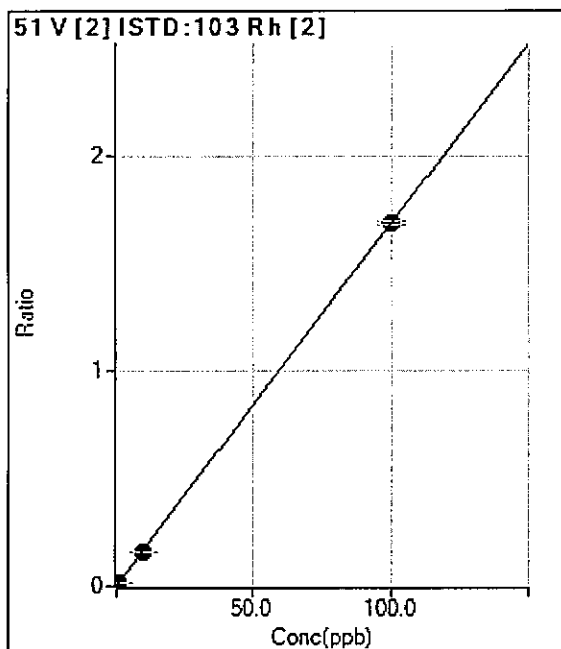
$y = 8.2606E-004 * x + 9.8310E-005$

R = 1.0000

DL = 0.6184

Weight: None

Min Conc: <None>



	Rjct	Conc.	Calc Conc.	CPS	Ratio	Det.	RSD
1	<input type="checkbox"/>	0.000	0.000	44.67	0.0006	P	20.4
2	<input type="checkbox"/>	0.100	0.100	173.67	0.0023	P	2.6
3	<input type="checkbox"/>	1.000	0.996	1347.06	0.0174	P	5.6
4	<input type="checkbox"/>	10.000	9.548	12751.92	0.1611	P	1.2
5	<input type="checkbox"/>	100.000	100.045	129347.61	1.6823	P	1.0
6	<input type="checkbox"/>	20.000					

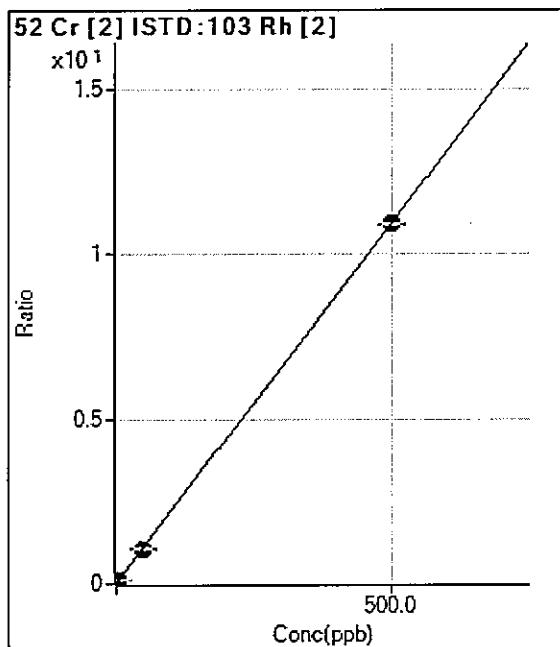
$y = 0.0168 * x + 6.3311E-004$

R = 1.0000

DL = 0.02307

Weight: None

Min Conc: <None>



	Rjct	Conc.	Calc Conc.	CPS	Ratio	Det.	RSD
1	<input type="checkbox"/>	0.000	0.000	1008.94	0.0143	P	9.8
2	<input type="checkbox"/>	0.500	0.505	1899.03	0.0253	P	2.5
3	<input type="checkbox"/>	5.000	5.029	9609.60	0.1239	P	3.5
4	<input type="checkbox"/>	50.000	48.240	84347.92	1.0659	P	1.2
5	<input type="checkbox"/>	500.000	500.176	839504.78	10.9179	P	0.8
6	<input type="checkbox"/>	100.000					

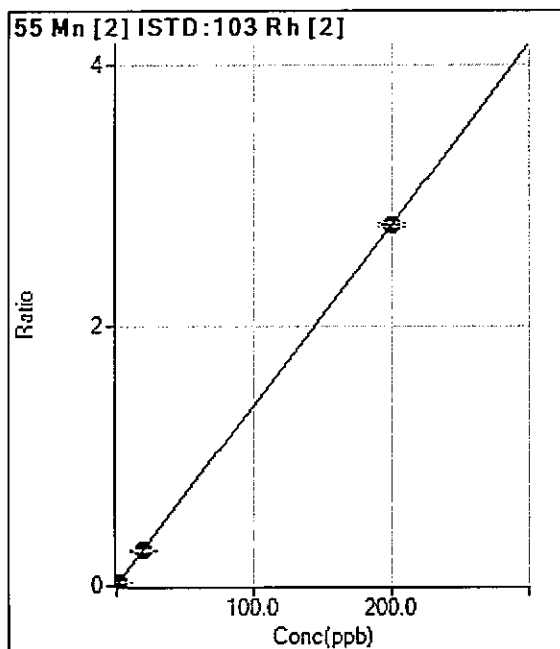
$y = 0.0218 * x + 0.0143$

R = 1.0000

DL = 0.1932

Weight: None

Min Conc: <None>



	Rjct	Conc.	Calc Conc.	CPS	Ratio	Det.	RSD
1	<input type="checkbox"/>	0.000	0.000	168.89	0.0024	P	28.3
2	<input type="checkbox"/>	0.200	0.197	384.45	0.0051	P	16.3
3	<input type="checkbox"/>	2.000	2.013	2346.86	0.0303	P	1.9
4	<input type="checkbox"/>	20.000	19.587	21654.39	0.2736	P	3.0
5	<input type="checkbox"/>	200.000	200.041	213174.96	2.7725	P	1.2
6	<input type="checkbox"/>	40.000					

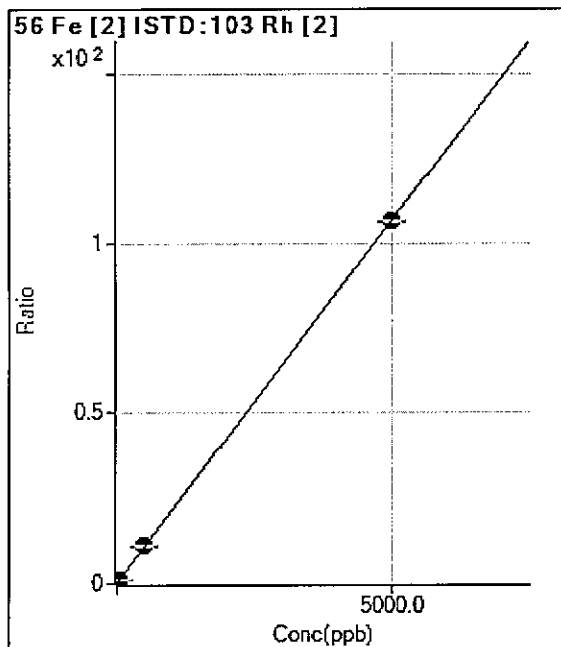
$y = 0.0138 * x + 0.0024$

R = 1.0000

DL = 0.1472

Weight: None

Min Conc: <None>



	Rjct	Conc.	Calc Conc.	CPS	Ratio	Det.	RSD
1	<input type="checkbox"/>	0.000	0.000	5787.93	0.0822	P	3.4
2	<input type="checkbox"/>	5.000	5.760	15361.08	0.2047	P	1.2
3	<input type="checkbox"/>	50.000	51.659	91598.62	1.1813	P	3.5
4	<input type="checkbox"/>	500.000	517.099	877066.52	11.0840	P	1.8
5	<input type="checkbox"/>	5000.000	4998.273	8183385.09	106.4256	A	0.7
6	<input type="checkbox"/>	1000.000					

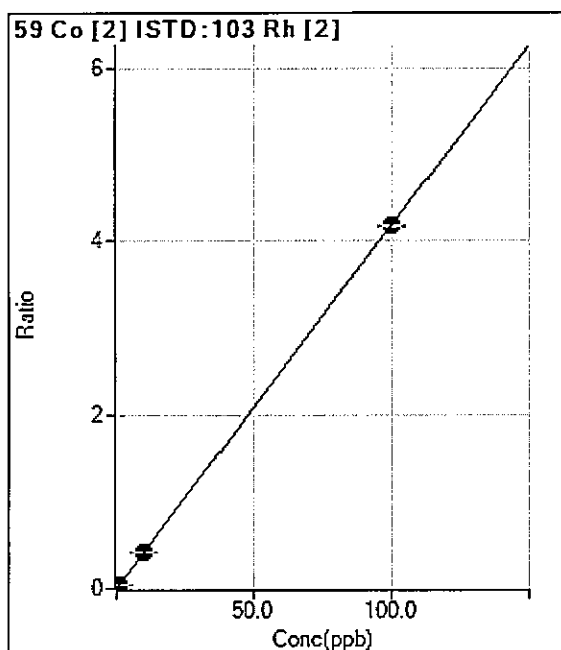
$y = 0.0213 * x + 0.0822$

R = 1.0000

DL = 0.3973

Weight: None

Min Conc: <None>



	Rjct	Conc.	Calc Conc.	CPS	Ratio	Det.	RSD
1	<input type="checkbox"/>	0.000	0.000	20.00	0.0003	P	27.5
2	<input type="checkbox"/>	0.100	0.113	374.45	0.0050	P	14.0
3	<input type="checkbox"/>	1.000	1.006	3272.60	0.0423	P	10.5
4	<input type="checkbox"/>	10.000	9.880	32639.07	0.4124	P	0.7
5	<input type="checkbox"/>	100.000	100.012	320830.82	4.1726	P	0.8
6	<input type="checkbox"/>	20.000					

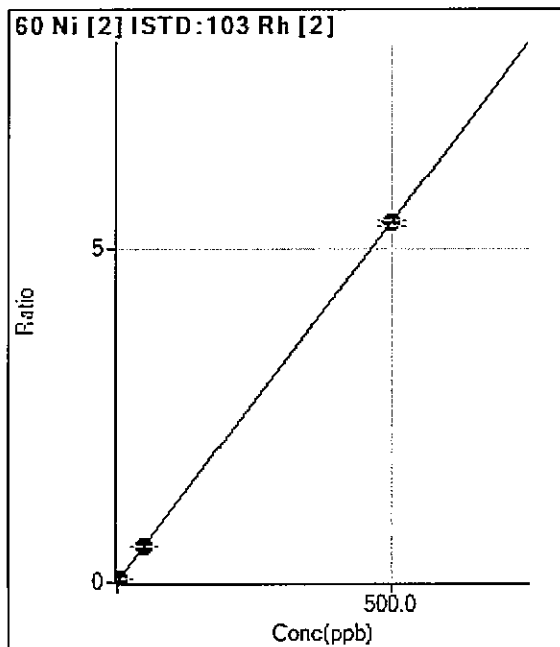
$y = 0.0417 * x + 2.8296E-004$

R = 1.0000

DL = 0.005591

Weight: None

Min Conc: <None>



	Rjct	Conc.	Calc Conc.	CPS	Ratio	Det.	RSD
1	<input type="checkbox"/>	0.000	0.000	314.45	0.0045	P	12.6
2	<input type="checkbox"/>	0.500	0.595	816.70	0.0109	P	4.9
3	<input type="checkbox"/>	5.000	5.184	4681.85	0.0604	P	2.5
4	<input type="checkbox"/>	50.000	49.827	42875.85	0.5418	P	1.6
5	<input type="checkbox"/>	500.000	500.015	414963.36	5.3970	P	1.3
6	<input type="checkbox"/>	100.000					

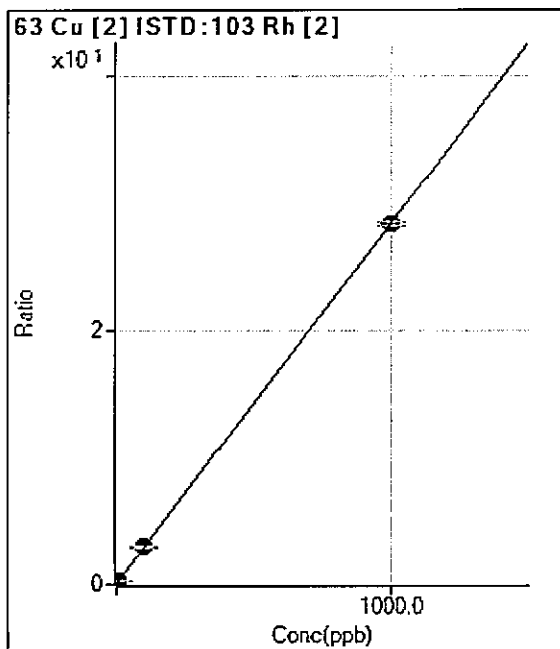
$y = 0.0108 * x + 0.0045$

R = 1.0000

DL = 0.1569

Weight: None

Min Conc: <None>



	Rjct	Conc.	Calc Conc.	CPS	Ratio	Det.	RSD
1	<input type="checkbox"/>	0.000	0.000	1360.08	0.0193	P	9.5
2	<input type="checkbox"/>	1.000	1.127	3847.17	0.0513	P	0.8
3	<input type="checkbox"/>	10.000	10.577	24767.76	0.3195	P	2.4
4	<input type="checkbox"/>	100.000	103.029	232900.18	2.9431	P	1.1
5	<input type="checkbox"/>	1000.000	999.691	2182771.44	28.3886	A	0.9
6	<input type="checkbox"/>	200.000					

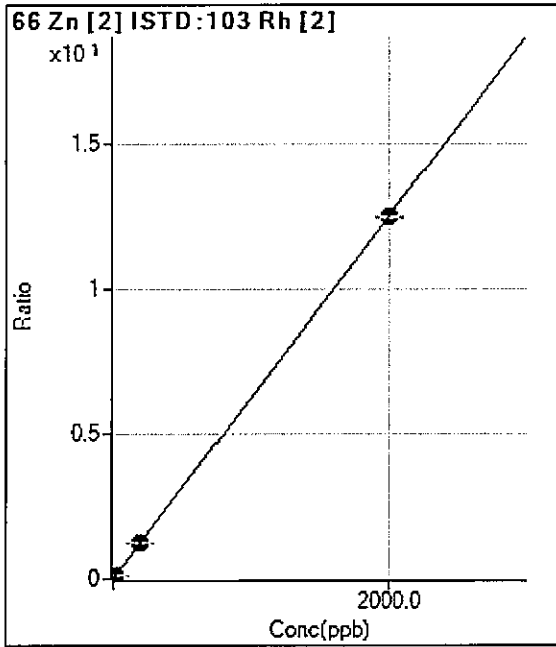
$y = 0.0284 * x + 0.0193$

R = 1.0000

DL = 0.1946

Weight: None

Min Conc: <None>



	Rjct	Conc.	Calc Conc.	CPS	Ratio	Det.	RSD
1	<input type="checkbox"/>	0.000	0.000	160.01	0.0023	P	17.3
2	<input type="checkbox"/>	2.000	2.769	1466.81	0.0196	P	12.7
3	<input type="checkbox"/>	20.000	22.161	10894.16	0.1406	P	5.1
4	<input type="checkbox"/>	200.000	202.357	100113.25	1.2650	P	1.1
5	<input type="checkbox"/>	2000.000	1999.742	959739.96	12.4814	P	0.4
6	<input type="checkbox"/>	400.000					

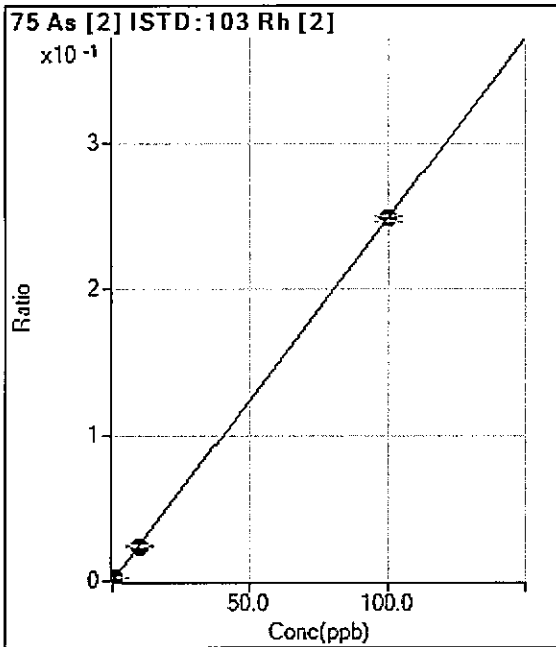
$y = 0.0062 * x + 0.0023$

R = 1.0000

DL = 0.1889

Weight: None

Min Conc: <None>



	Rjct	Conc.	Calc Conc.	CPS	Ratio	Det.	RSD
1	<input type="checkbox"/>	0.000	0.000	3.33	0.0000	P	47.7
2	<input type="checkbox"/>	0.100	0.088	20.00	0.0003	P	43.4
3	<input type="checkbox"/>	1.000	0.945	185.67	0.0024	P	17.1
4	<input type="checkbox"/>	10.000	9.716	1909.45	0.0241	P	3.1
5	<input type="checkbox"/>	100.000	100.029	19069.80	0.2480	P	1.4
6	<input type="checkbox"/>	20.000					

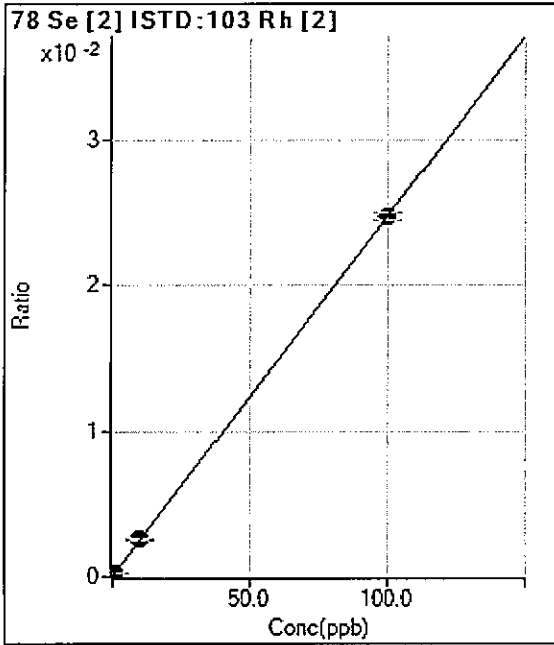
$y = 0.0025 * x + 4.7588E-005$

R = 1.0000

DL = 0.02745

Weight: None

Min Conc: <None>



	Rjct	Conc.	Calc Conc.	CPS	Ratio	Det.	RSD
1	<input type="checkbox"/>	0.000	0.000	0.40	0.0000	P	101.1
2	<input type="checkbox"/>	0.100	0.085	2.00	0.0000	P	35.0
3	<input type="checkbox"/>	1.000	1.047	20.53	0.0003	P	13.0
4	<input type="checkbox"/>	10.000	10.334	202.53	0.0026	P	7.2
5	<input type="checkbox"/>	100.000	99.966	1900.25	0.0247	P	2.0
6	<input type="checkbox"/>	20.000					

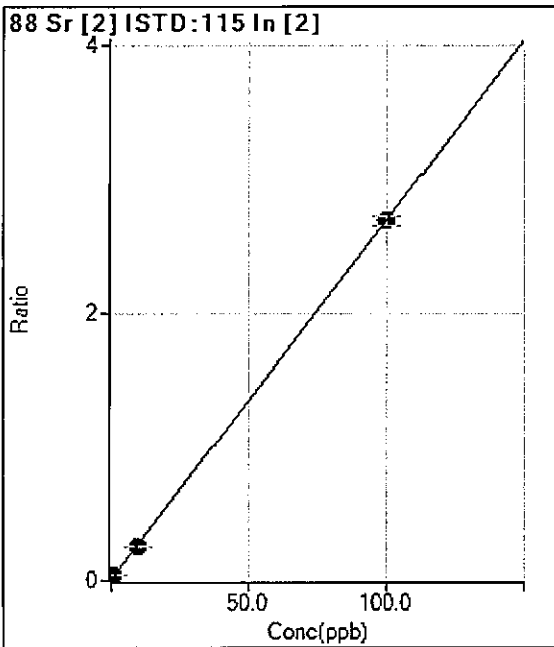
$y = 2.4718E-004 * x + 5.7336E-006$

R = 1.0000

DL = 0.07037

Weight: None

Min Conc: <None>



	Rjct	Conc.	Calc Conc.	CPS	Ratio	Det.	RSD
1	<input type="checkbox"/>	0.000	0.000	273.35	0.0077	P	19.6
2	<input type="checkbox"/>	0.100	0.063	363.36	0.0094	P	23.4
3	<input type="checkbox"/>	1.000	1.102	1476.80	0.0373	P	8.3
4	<input type="checkbox"/>	10.000	9.521	10650.68	0.2634	P	0.6
5	<input type="checkbox"/>	100.000	100.047	108660.16	2.6941	P	2.4
6	<input type="checkbox"/>	20.000					

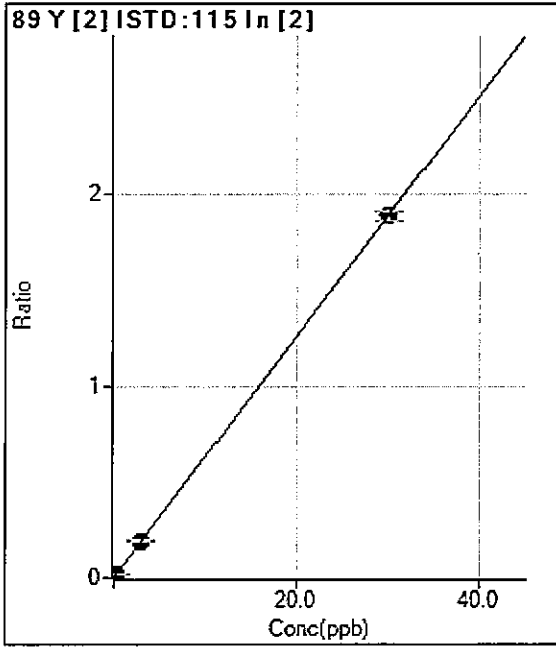
$y = 0.0269 * x + 0.0077$

R = 1.0000

DL = 0.1686

Weight: None

Min Conc: <None>



	Rjct	Conc.	Calc Conc.	CPS	Ratio	Det.	RSD
1	<input type="checkbox"/>	0.000	0.000	6.67	0.0002	P	86.8
2	<input type="checkbox"/>	0.030	0.022	60.00	0.0016	P	32.9
3	<input type="checkbox"/>	0.300	0.305	770.06	0.0194	P	11.6
4	<input type="checkbox"/>	3.000	3.087	7879.00	0.1948	P	2.3
5	<input type="checkbox"/>	30.000	29.991	76262.36	1.8909	P	2.5
6	<input type="checkbox"/>	6.000					

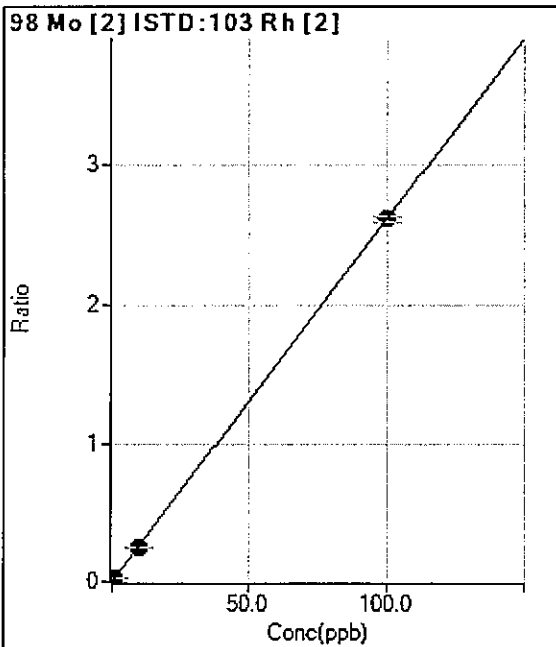
$y = 0.0630 * x + 1.8901E-004$

R = 1.0000

DL = 0.007808

Weight: None

Min Conc: <None>



	Rjct	Conc.	Calc Conc.	CPS	Ratio	Det.	RSD
1	<input type="checkbox"/>	0.000	0.000	8.89	0.0001	P	22.3
2	<input type="checkbox"/>	0.100	0.093	191.11	0.0025	P	26.1
3	<input type="checkbox"/>	1.000	0.973	1980.16	0.0255	P	1.5
4	<input type="checkbox"/>	10.000	9.697	20046.14	0.2533	P	0.5
5	<input type="checkbox"/>	100.000	100.031	200795.21	2.6117	P	1.9
6	<input type="checkbox"/>	20.000					

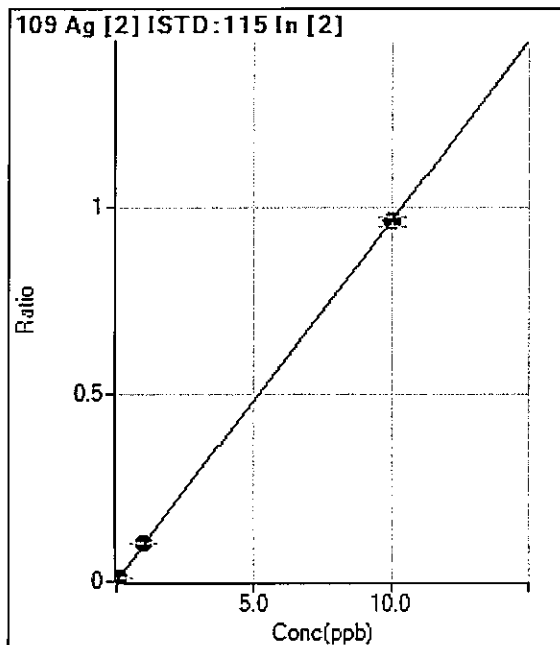
$y = 0.0261 * x + 1.2636E-004$

R = 1.0000

DL = 0.003234

Weight: None

Min Conc: <None>



	Rjct	Conc.	Calc Conc.	CPS	Ratio	Det.	RSD
1	<input type="checkbox"/>	0.000	0.000	0.00	0.0000	P	
2	<input type="checkbox"/>	0.010	0.013	50.00	0.0013	P	7.0
3	<input type="checkbox"/>	0.100	0.117	447.79	0.0113	P	13.7
4	<input type="checkbox"/>	1.000	1.073	4180.61	0.1034	P	2.2
5	<input type="checkbox"/>	10.000	9.993	38847.73	0.9632	P	2.4
6	<input type="checkbox"/>	2.000					

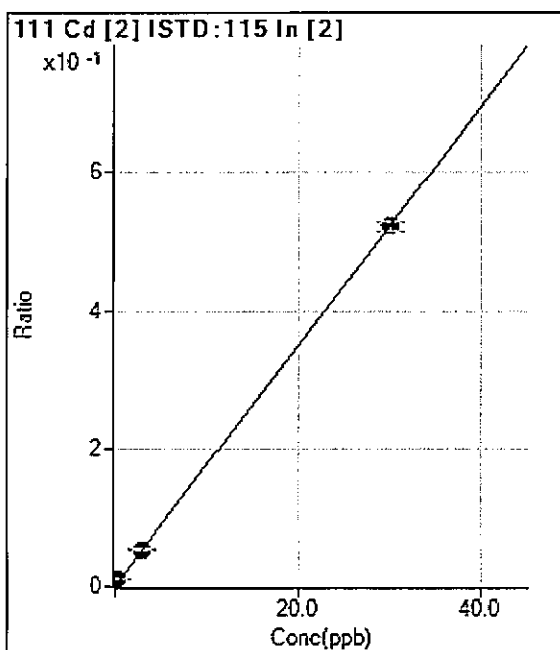
$y = 0.0964 * x + 0.0000E+000$

R = 1.0000

DL = 0

Weight: None

Min Conc: <None>



	Rjct	Conc.	Calc Conc.	CPS	Ratio	Det.	RSD
1	<input type="checkbox"/>	0.000	0.000	0.00	0.0000	P	
2	<input type="checkbox"/>	0.030	0.042	28.61	0.0007	P	30.7
3	<input type="checkbox"/>	0.300	0.617	426.06	0.0108	P	6.2
4	<input type="checkbox"/>	3.000	3.079	2170.60	0.0537	P	1.5
5	<input type="checkbox"/>	30.000	29.989	21085.06	0.5228	P	2.7
6	<input type="checkbox"/>	6.000					

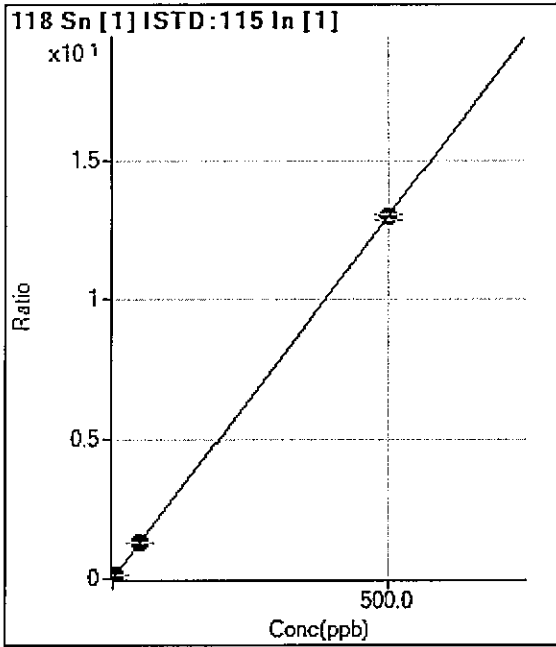
$y = 0.0174 * x + 0.0000E+000$

R = 1.0000

DL = 0

Weight: None

Min Conc: <None>



	Rjct	Conc.	Calc Conc.	CPS	Ratio	Det.	RSD
1	<input type="checkbox"/>	0.000	0.000	573.37	0.0027	P	5.8
2	<input type="checkbox"/>	0.500	0.664	4577.54	0.0199	P	3.5
3	<input type="checkbox"/>	5.000	5.295	33854.23	0.1400	P	1.1
4	<input type="checkbox"/>	50.000	50.840	322565.48	1.3211	P	1.0
5	<input type="checkbox"/>	500.000	499.913	3179946.31	12.9667	A	1.5
6	<input type="checkbox"/>	100.000					

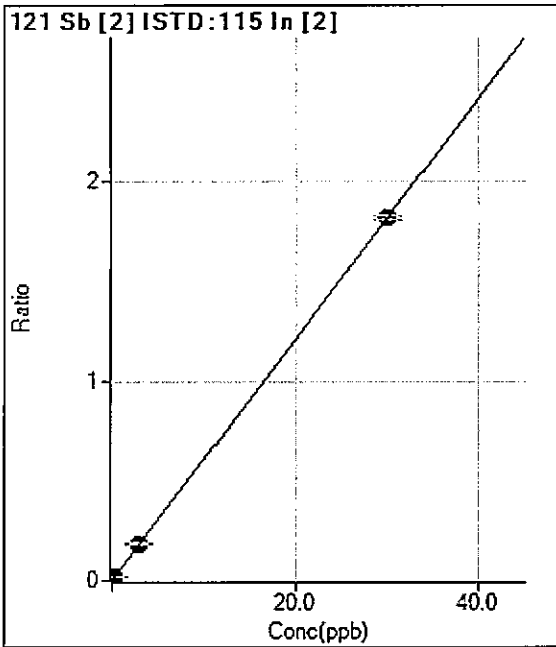
$y = 0.0259 * x + 0.0027$

R = 1.0000

DL = 0.01793

Weight: None

Min Conc: <None>



	Rjct	Conc.	Calc Conc.	CPS	Ratio	Det.	RSD
1	<input type="checkbox"/>	0.000	0.000	7.78	0.0002	P	136.6
2	<input type="checkbox"/>	0.030	0.030	78.89	0.0020	P	16.3
3	<input type="checkbox"/>	0.300	0.298	718.91	0.0182	P	19.0
4	<input type="checkbox"/>	3.000	3.037	7424.07	0.1837	P	4.0
5	<input type="checkbox"/>	30.000	29.996	73108.06	1.8122	P	1.0
6	<input type="checkbox"/>	6.000					

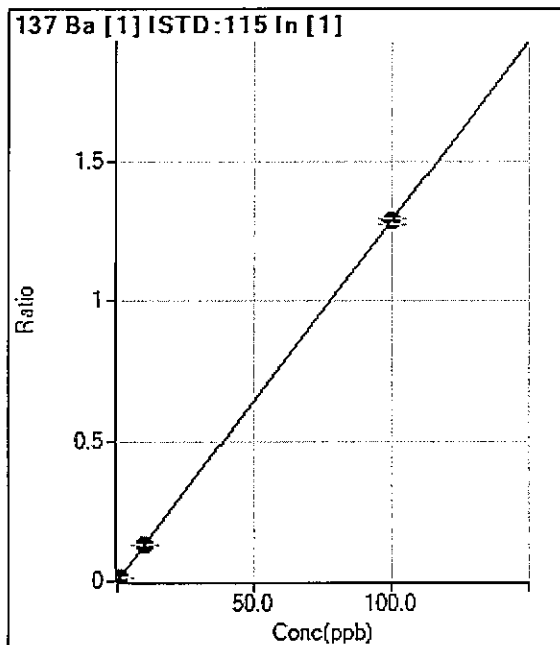
$y = 0.0604 * x + 2.2165E-004$

R = 1.0000

DL = 0.01504

Weight: None

Min Conc: <None>



	Rjct	Conc.	Calc Conc.	CPS	Ratio	Det.	RSD
1	<input type="checkbox"/>	0.000	0.000	46.67	0.0002	P	44.6
2	<input type="checkbox"/>	0.100	0.199	640.04	0.0028	P	2.1
3	<input type="checkbox"/>	1.000	1.232	3880.67	0.0160	P	6.6
4	<input type="checkbox"/>	10.000	10.199	32044.33	0.1312	P	1.8
5	<input type="checkbox"/>	100.000	99.978	315066.07	1.2847	P	1.3
6	<input type="checkbox"/>	20.000					

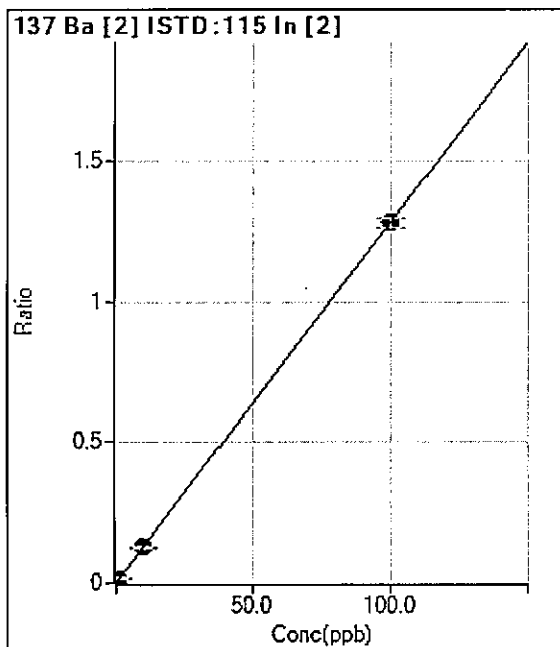
$y = 0.0128 * x + 2.1687E-004$

R = 1.0000

DL = 0.02258

Weight: None

Min Conc: <None>



	Rjct	Conc.	Calc Conc.	CPS	Ratio	Det.	RSD
1	<input type="checkbox"/>	0.000	0.000	3.33	0.0001	P	173.2
2	<input type="checkbox"/>	0.100	0.148	76.67	0.0020	P	26.0
3	<input type="checkbox"/>	1.000	1.273	650.04	0.0164	P	20.0
4	<input type="checkbox"/>	10.000	9.866	5111.08	0.1264	P	8.7
5	<input type="checkbox"/>	100.000	100.011	51647.31	1.2807	P	2.9
6	<input type="checkbox"/>	20.000					

$y = 0.0128 * x + 9.0697E-005$

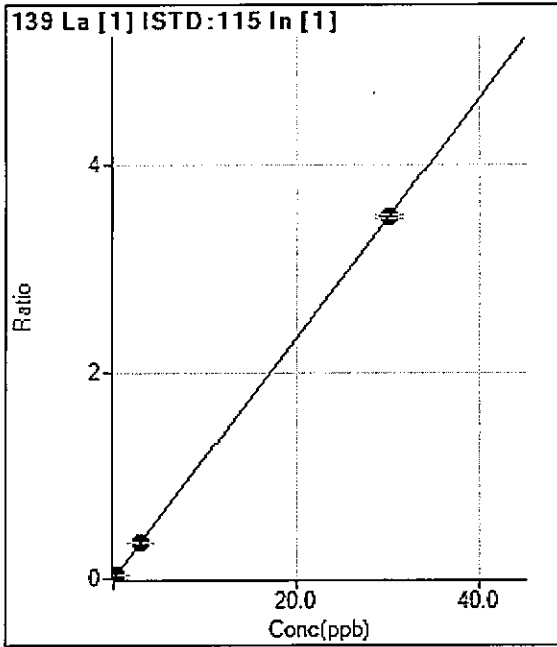
R = 1.0000

DL = 0.03681

BEC = 0.007083

Weight: None

Min Conc: <None>



	Rjct	Conc.	Calc Conc.	CPS	Ratio	Det.	RSD
1	<input type="checkbox"/>	0.000	0.000	256.68	0.0012	P	32.7
2	<input type="checkbox"/>	0.030	0.026	966.74	0.0042	P	15.8
3	<input type="checkbox"/>	0.300	0.329	9573.36	0.0396	P	10.6
4	<input type="checkbox"/>	3.000	3.006	85828.29	0.3515	P	1.1
5	<input type="checkbox"/>	30.000	29.999	857575.40	3.4968	P	1.2
6	<input type="checkbox"/>	6.000					

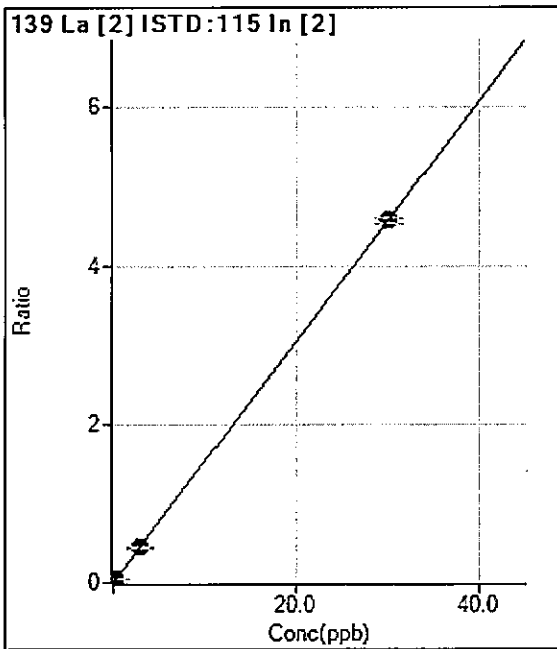
$y = 0.1165 * x + 0.0012$

R = 1.0000

DL = 0.01003

Weight: None

Min Conc: <None>



	Rjct	Conc.	Calc Conc.	CPS	Ratio	Det.	RSD
1	<input type="checkbox"/>	0.000	0.000	30.00	0.0009	P	37.0
2	<input type="checkbox"/>	0.030	0.032	220.01	0.0057	P	24.1
3	<input type="checkbox"/>	0.300	0.339	2070.27	0.0524	P	12.5
4	<input type="checkbox"/>	3.000	2.938	18138.22	0.4483	P	4.1
5	<input type="checkbox"/>	30.000	30.006	184364.10	4.5707	P	1.9
6	<input type="checkbox"/>	6.000					

$y = 0.1523 * x + 8.5801E-004$

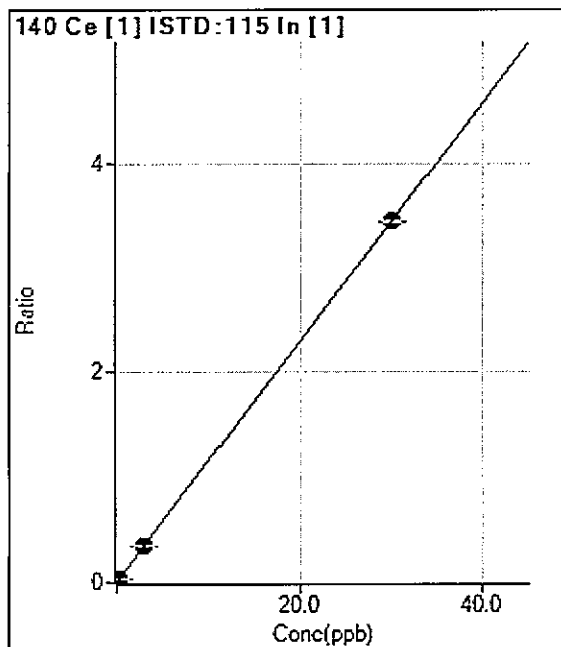
R = 1.0000

DL = 0.006261

BEC = 0.005634

Weight: None

Min Conc: <None>



	Rjct	Conc.	Calc Conc.	CPS	Ratio	Det.	RSD
1	<input type="checkbox"/>	0.000	0.000	106.67	0.0005	P	30.0
2	<input type="checkbox"/>	0.030	0.040	1156.77	0.0050	P	17.5
3	<input type="checkbox"/>	0.300	0.330	9266.56	0.0383	P	4.5
4	<input type="checkbox"/>	3.000	3.013	84428.17	0.3458	P	2.0
5	<input type="checkbox"/>	30.000	29.998	843343.95	3.4387	P	0.8
6	<input type="checkbox"/>	6.000					

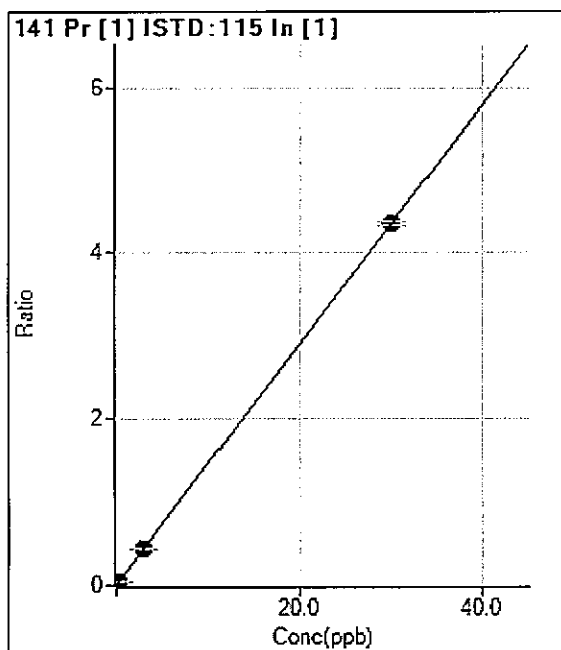
$y = 0.1146 * x + 4.9554E-004$

R = 1.0000

DL = 0.003892

Weight: None

Min Conc: <None>



	Rjct	Conc.	Calc Conc.	CPS	Ratio	Det.	RSD
1	<input type="checkbox"/>	0.000	0.000	20.00	0.0001	P	49.9
2	<input type="checkbox"/>	0.030	0.029	973.41	0.0042	P	6.8
3	<input type="checkbox"/>	0.300	0.305	10710.85	0.0443	P	4.6
4	<input type="checkbox"/>	3.000	3.044	107748.64	0.4414	P	3.4
5	<input type="checkbox"/>	30.000	29.996	1066380.79	4.3482	P	1.1
6	<input type="checkbox"/>	6.000					

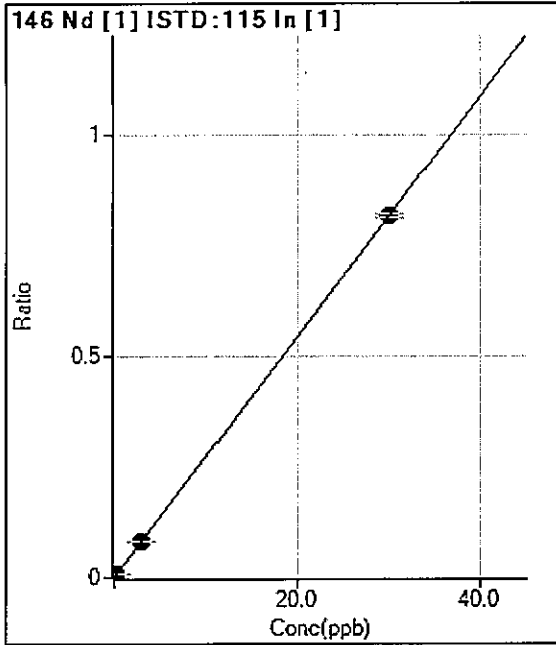
$y = 0.1450 * x + 9.2920E-005$

R = 1.0000

DL = 0.0009593

Weight: None

Min Conc: <None>



	Rjct	Conc.	Calc Conc.	CPS	Ratio	Det.	RSD
1	<input type="checkbox"/>	0.000	0.000	20.00	0.0001	P	0.2
2	<input type="checkbox"/>	0.030	0.038	260.02	0.0011	P	18.0
3	<input type="checkbox"/>	0.300	0.308	2046.91	0.0085	P	3.5
4	<input type="checkbox"/>	3.000	2.996	19933.84	0.0816	P	1.1
5	<input type="checkbox"/>	30.000	30.000	200269.93	0.8166	P	1.2
6	<input type="checkbox"/>	6.000					

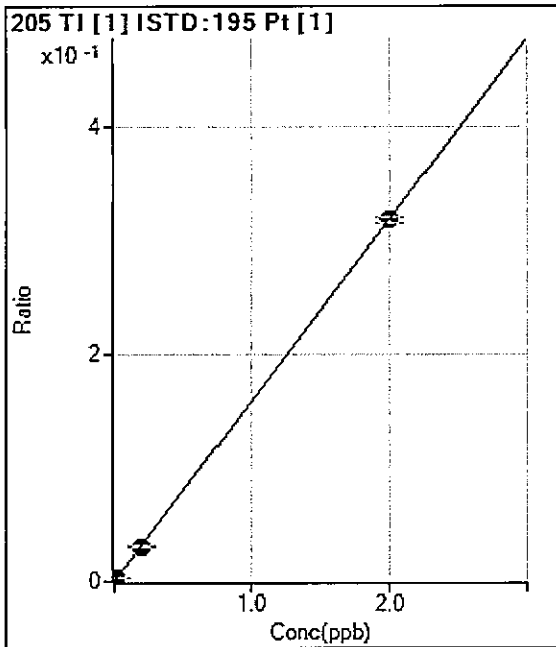
$y = 0.0272 * x + 9.2942E-005$

R = 1.0000

DL = 2.118E-05

Weight: None

Min Conc: <None>



	Rjct	Conc.	Calc Conc.	CPS	Ratio	Det.	RSD
1	<input type="checkbox"/>	0.000	0.000	11.91	0.0001	P	6.9
2	<input type="checkbox"/>	0.002	0.002	63.33	0.0004	P	3.6
3	<input type="checkbox"/>	0.020	0.021	583.82	0.0034	P	1.2
4	<input type="checkbox"/>	0.200	0.194	5597.76	0.0309	P	4.9
5	<input type="checkbox"/>	2.000	2.001	55888.46	0.3181	P	1.4
6	<input type="checkbox"/>	0.400					

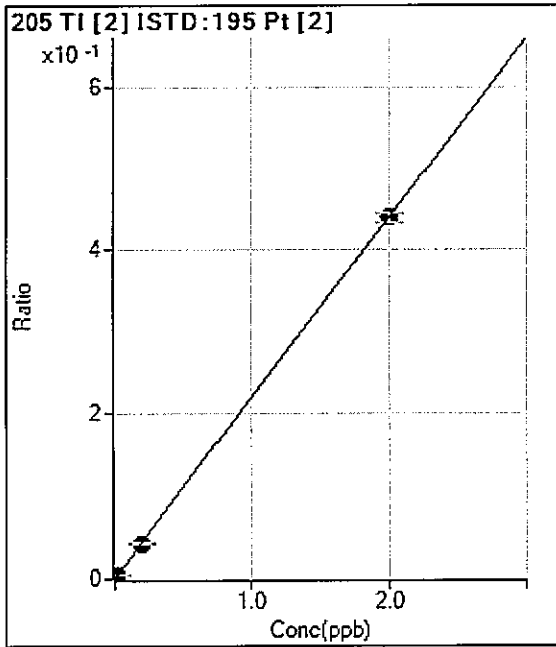
$y = 0.1590 * x + 7.4325E-005$

R = 1.0000

DL = 9.686E-05

Weight: None

Min Conc: <None>



	Rjct	Conc.	Calc Conc.	CPS	Ratio	Det.	RSD
1	<input type="checkbox"/>	0.000	0.000	3.81	0.0001	P	95.5
2	<input type="checkbox"/>	0.002	0.002	23.33	0.0006	P	33.4
3	<input type="checkbox"/>	0.020	0.020	191.91	0.0044	P	13.3
4	<input type="checkbox"/>	0.200	0.194	1894.90	0.0428	P	7.5
5	<input type="checkbox"/>	2.000	2.001	19335.51	0.4399	P	2.6
6	<input type="checkbox"/>	0.400					

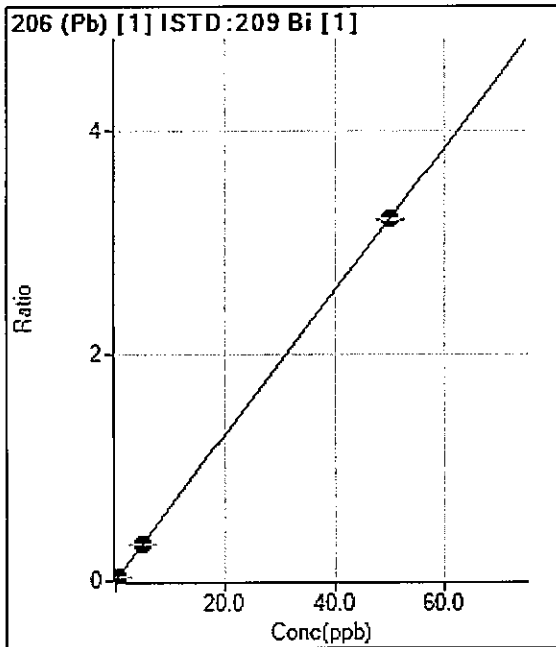
$y = 0.2199 * x + 9.8183E-005$

R = 1.0000

DL = 0.00128

Weight: None

Min Conc: <None>



	Rjct	Conc.	Calc Conc.	CPS	Ratio	Det.	RSD
1	<input type="checkbox"/>	0.000	0.000	563.37	0.0038	P	8.1
2	<input type="checkbox"/>	0.050	0.047	1080.10	0.0068	P	10.4
3	<input type="checkbox"/>	0.500	0.530	6271.69	0.0378	P	10.2
4	<input type="checkbox"/>	5.000	4.987	55573.01	0.3234	P	1.7
5	<input type="checkbox"/>	50.000	50.001	542284.67	3.2080	P	0.5
6	<input type="checkbox"/>	10.000					

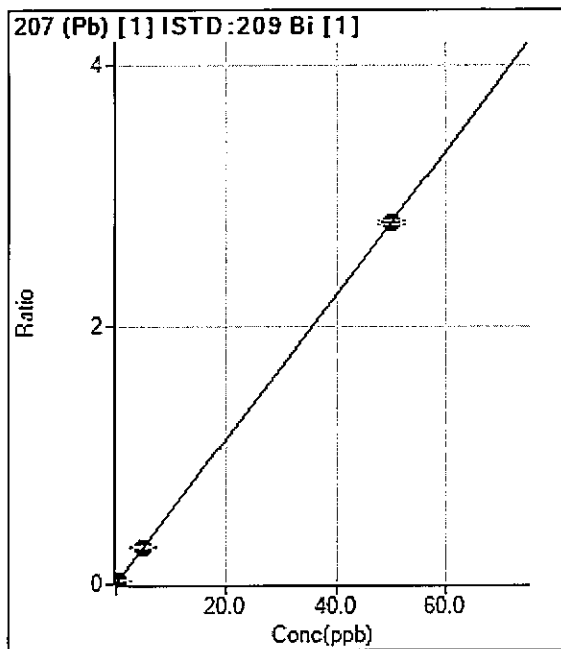
$y = 0.0641 * x + 0.0038$

R = 1.0000

DL = 0.01453

Weight: None

Min Conc: <None>



	Rjct	Conc.	Calc Conc.	CPS	Ratio	Det.	RSD
1	<input type="checkbox"/>	0.000	0.000	470.04	0.0032	P	24.3
2	<input type="checkbox"/>	0.050	0.046	903.41	0.0057	P	19.4
3	<input type="checkbox"/>	0.500	0.551	5621.36	0.0338	P	1.4
4	<input type="checkbox"/>	5.000	5.076	49089.80	0.2856	P	1.7
5	<input type="checkbox"/>	50.000	49.992	470789.16	2.7851	P	0.9
6	<input type="checkbox"/>	10.000					

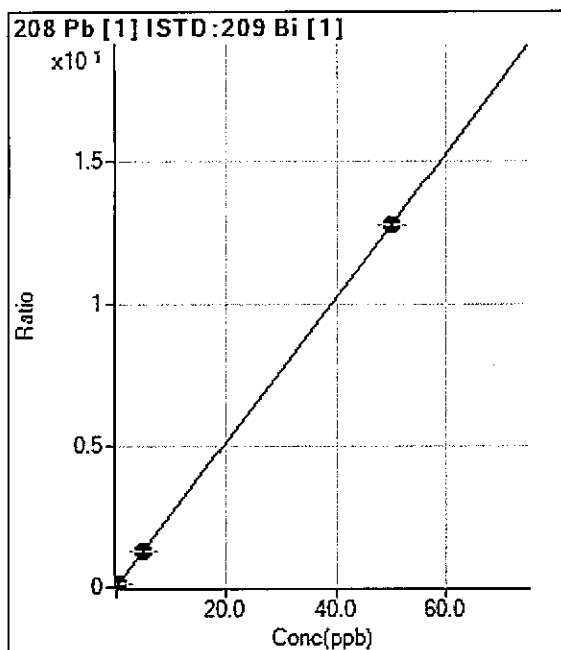
$y = 0.0556 * x + 0.0032$

R = 1.0000

DL = 0.0417

Weight: None

Min Conc: <None>



	Rjct	Conc.	Calc Conc.	CPS	Ratio	Det.	RSD
1	<input type="checkbox"/>	0.000	0.000	2360.20	0.0160	P	3.9
2	<input type="checkbox"/>	0.050	0.050	4540.56	0.0288	P	8.6
3	<input type="checkbox"/>	0.500	0.533	25216.32	0.1518	P	4.5
4	<input type="checkbox"/>	5.000	5.050	224039.59	1.3038	P	1.0
5	<input type="checkbox"/>	50.000	49.995	2157893.89	12.7655	P	0.1
6	<input type="checkbox"/>	10.000					

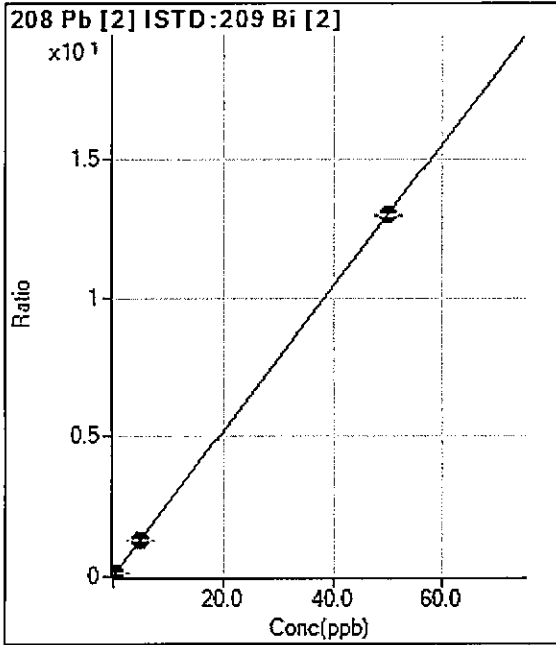
$y = 0.2550 * x + 0.0160$

R = 1.0000

DL = 0.007296

Weight: None

Min Conc: <None>



	Rjct	Conc.	Calc Conc.	CPS	Ratio	Det.	RSD
1	<input type="checkbox"/>	0.000	0.000	726.72	0.0154	P	12.4
2	<input type="checkbox"/>	0.050	0.047	1413.43	0.0276	P	8.2
3	<input type="checkbox"/>	0.500	0.520	8094.68	0.1503	P	2.9
4	<input type="checkbox"/>	5.000	5.047	71942.90	1.3255	P	2.5
5	<input type="checkbox"/>	50.000	49.995	698985.33	12.9948	P	0.7
6	<input type="checkbox"/>	10.000					

$$y = 0.2596 * x + 0.0154$$

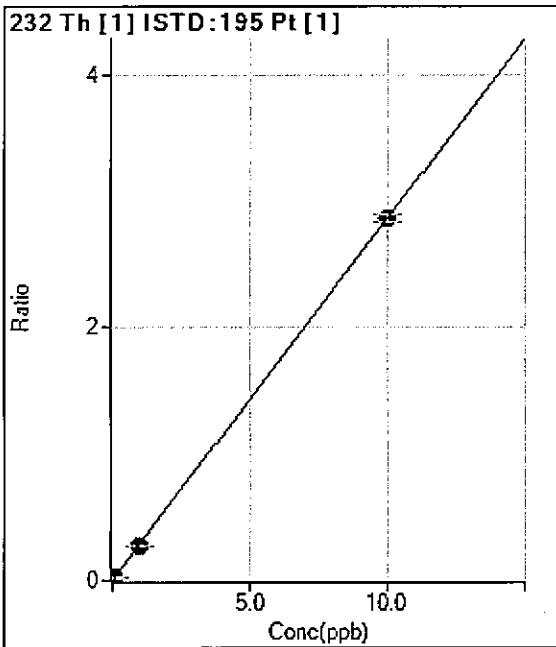
R = 1.0000

DL = 0.02205

BEC = 0.05915

Weight: None

Min Conc: <None>



	Rjct	Conc.	Calc Conc.	CPS	Ratio	Det.	RSD
1	<input type="checkbox"/>	0.000	0.000	60.00	0.0004	P	32.7
2	<input type="checkbox"/>	0.010	0.006	380.01	0.0022	P	9.4
3	<input type="checkbox"/>	0.100	0.079	3979.50	0.0229	P	5.3
4	<input type="checkbox"/>	1.000	0.951	49178.64	0.2715	P	1.6
5	<input type="checkbox"/>	10.000	10.005	501243.99	2.8535	P	2.1
6	<input type="checkbox"/>	2.000					

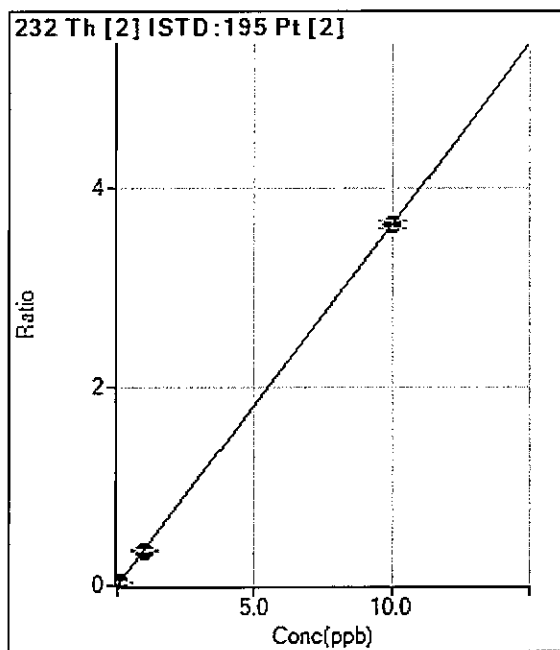
$$y = 0.2852 * x + 3.7369E-004$$

R = 1.0000

DL = 0.001284

Weight: None

Min Conc: <None>



	Rjct	Conc.	Calc Conc.	CPS	Ratio	Det.	RSD
1	<input type="checkbox"/>	0.000	0.000	23.33	0.0006	P	62.7
2	<input type="checkbox"/>	0.010	0.007	131.11	0.0031	P	8.5
3	<input type="checkbox"/>	0.100	0.081	1303.41	0.0299	P	8.4
4	<input type="checkbox"/>	1.000	0.967	15559.63	0.3512	P	4.4
5	<input type="checkbox"/>	10.000	10.004	159436.28	3.6278	P	2.1
6	<input type="checkbox"/>	2.000					

$y = 0.3626 * x + 5.9878E-004$

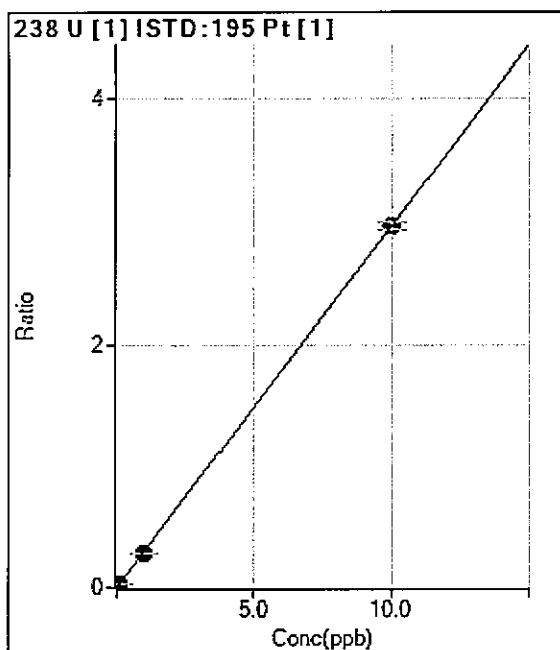
R = 1.0000

DL = 0.003104

BEC = 0.001651

Weight: None

Min Conc: <None>



	Rjct	Conc.	Calc Conc.	CPS	Ratio	Det.	RSD
1	<input type="checkbox"/>	0.000	0.000	45.56	0.0003	P	99.3
2	<input type="checkbox"/>	0.010	0.009	516.69	0.0030	P	5.5
3	<input type="checkbox"/>	0.100	0.100	5166.55	0.0298	P	7.6
4	<input type="checkbox"/>	1.000	0.965	51795.47	0.2859	P	1.5
5	<input type="checkbox"/>	10.000	10.004	520178.84	2.9613	P	2.1
6	<input type="checkbox"/>	2.000					

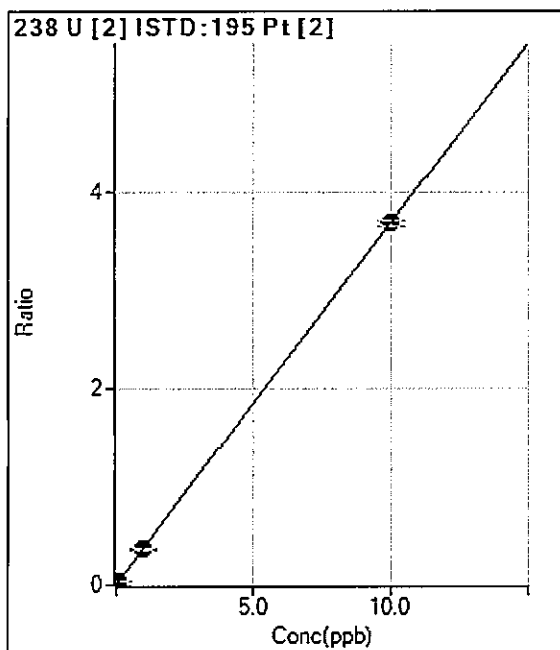
$y = 0.2960 * x + 2.8468E-004$

R = 1.0000

DL = 0.002865

Weight: None

Min Conc: <None>



	Rjct	Conc.	Calc Conc.	CPS	Ratio	Det.	RSD
1	<input type="checkbox"/>	0.000	0.000	4.44	0.0001	P	173.2
2	<input type="checkbox"/>	0.010	0.009	146.67	0.0035	P	5.3
3	<input type="checkbox"/>	0.100	0.103	1660.12	0.0382	P	4.0
4	<input type="checkbox"/>	1.000	0.989	16142.39	0.3642	P	2.0
5	<input type="checkbox"/>	10.000	10.001	161814.71	3.6818	P	1.5
6	<input type="checkbox"/>	2.000					

$y = 0.3681 * x + 1.1632E-004$

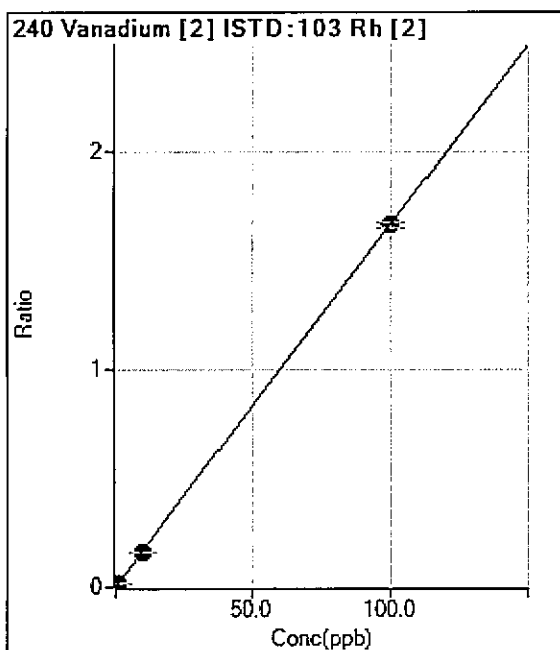
R = 1.0000

DL = 0.001642

BEC = 0.000316

Weight: None

Min Conc: <None>



	Rjct	Conc.	Calc Conc.	CPS	Ratio	Det.	RSD
1	<input type="checkbox"/>	0.000	0.000	-8.47	-0.0001	P	-204.3
2	<input type="checkbox"/>	0.100	0.083	94.26	0.0013	P	56.5
3	<input type="checkbox"/>	1.000	1.008	1289.68	0.0166	P	6.2
4	<input type="checkbox"/>	10.000	9.378	12329.61	0.1558	P	1.2
5	<input type="checkbox"/>	100.000	100.062	127890.87	1.6635	P	1.8
6	<input type="checkbox"/>	20.000					

$y = 0.0166 * x - 1.2253E-004$

R = 1.0000

DL = 0.04517

Weight: None

Min Conc: <None>



Miscellaneous

METALS DIGESTION WORKSHEET

ALS Laboratory Group

Digestion Date 9/20/13 HCl Lot No. 402723 Method: EPA 200.2 Beaker Lot No. 3164474-263 Initial Prep N/A Final Prep N/A
 Digestion Batch IP130920-1 HNO₃ Lot No. 50770 SOP/Rev: 806 R15 Avg. Beaker Wt. (g) 10.3 Prep Start Time 0900 Prep End Time 1500
 Temp 95 °C Peroxide Lot No. 218707-112 Balance(s): 30 Pipet(s): M-51 Digestate Wt. (g) 50.39
 Form 80520.xls (02/10/11) **Note:** Each Page is copied as completed and included with the workorder/run documentation; reviewed subsequently

QC Grp	Lab Sample ID	Instrument	Init Vol (mL/g)	Final Vol (mL)	Final Wt. (g)	pH	Comments, including metals list
	1309198-1	TR	50.0	50.0	60.6	22	
	-1D						
	-1MS						
	-1MSD						
	-2						
	-3						
	-4						
	-5						
	-6						
	-7						
	-8						
	-9						
	-10						
	-11						
	-11D						
	-11MS						
	-11MSD						
	-12						
	1309199-1						
	1309158-1	TR/MS					
	1309217-2						
	1309027-1	MS					
	1309234-1						
	1309196-1						
	1309236-1						
	IP130920-1MB	TR/LCS					
	-1LCS						
	TM130920-1LCS						
	M2 9/20/13						

Spiking Information	
QC	Amount
ST130724-1	0.5 mL MS
ST130424-1	1.0 mL Z
ST121231-2	1.0 mL Cat

435886

QC Grp	Lab Sample ID	Instrument	Init Vol (mL)	Final Vol (mL)	Final Wt. (g)	pH	Comments, including metals list
	1209158-1	TX	50.0	50.0	60.7	<L	9158, 9317
	1309217-2						
	1309218-1						
	-E						
	-12						
	1309258-1	TX/MS					
	-1D						
	-1MS						
	-1MSD						
	1309260-1	MS					
	1309276-1						
	-2						
	1309279-1	TX					
	-L						
	1309275-22						
	-23						
	-24						
	-25						
	-2D						
	-25MS						
	-25MSD						
	-26						
	-27						
	1309303-1	MS					
	1309304-1	TX					
	F1309137-1MS	TX/MS					
	-16CJ						
	-16CSD						
	F130923-16CS						
	-16CSD						

QC Grp	Lab Sample ID	Init Vol (mL/g)	Final Vol (mL)	Final Wt. (g)	Spiking Information
					QC
					57130724-1 .5mL MS
					57121231-3 .5mL C
					57121231-2 1mL Cat
					57130424-1 1mL Z
					57120619-35 .05mL P
					57120619-34 .05mL S

435899