

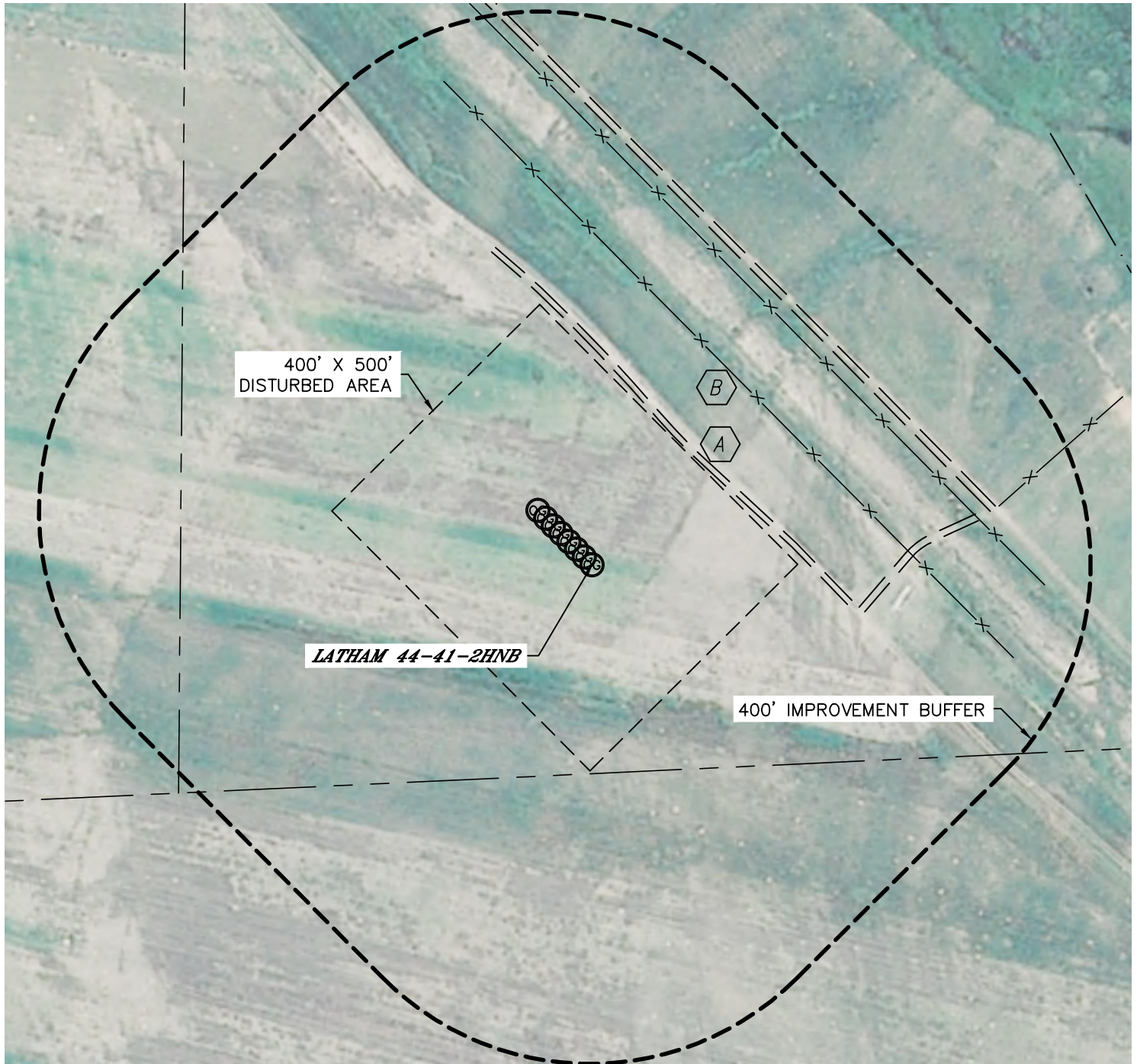


Lat40°, Inc. 1635 Foxtrail Drive, Suite 325 Loveland, CO 970-776-3321



LOCATION DRAWING

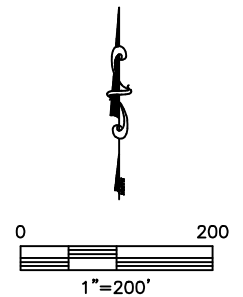
LATHAM 34-2 PAD

SECTION: 2
TOWNSHIP: 4N
RANGE: 63W



IMPROVEMENTS:
(MEASURED FROM PROPOSED LATHAM 44-41-2HNB WELL LOCATION)

-  FIELD ROAD 207' NE, 444' NE & 374' SE
-  FENCE 320' NE, 420' NE & 562' NE



NEAREST: BUILDING 3180' NW (OUTBUILDING), PUBLIC ROAD 3272' W (CR 69),
ABOVE GROUND UTILITY 1955' W, RAILROAD 5280'+, PROPERTY LINE 296' S

DATE: rev.3/14/2013
PROJECT#: 2011338