



12/05/12

## Technical Report for

**XTO Energy**

**NPU 196-19B**

**Accutest Job Number: D41043**

**Sampling Date: 11/15/12**

### Report to:

KRW Consulting, Inc.  
8000 West 14th Avenue  
Lakewood, CO 80214  
dknudson@krwconsulting.com; jhess@krwconsulting.com;  
crachak@krwconsulting.com; rrasnic@krwconsulting.com;  
ATTN: Dwayne Knudson

**Total number of pages in report: 146**



Test results contained within this data package meet the requirements of the National Environmental Laboratory Accreditation Conference and/or state specific certification programs as applicable.

  
**Brad Madadian**  
Laboratory Director

**Client Service contact: Renea Jackson 303-425-6021**

Certifications: CO, ID, NE, NM, ND (R-027) (PW), UT (NELAP CO00049), TX (T104704511-12-1)

This report shall not be reproduced, except in its entirety, without the written approval of Accutest Laboratories.  
Test results relate only to samples analyzed.

# Table of Contents

-1-

<b>Section 1: Sample Summary .....</b>	<b>4</b>
<b>Section 2: Case Narrative/Conformance Summary .....</b>	<b>5</b>
<b>Section 3: Summary of Hits .....</b>	<b>8</b>
<b>Section 4: Sample Results .....</b>	<b>9</b>
<b>4.1: D41043-1: N.W. RP SUBLINER (COMP) .....</b>	<b>10</b>
<b>4.2: D41043-1A: N.W. RP SUBLINER (COMP) .....</b>	<b>16</b>
<b>Section 5: Misc. Forms .....</b>	<b>18</b>
<b>5.1: Chain of Custody .....</b>	<b>19</b>
<b>Section 6: GC/MS Volatiles - QC Data Summaries .....</b>	<b>21</b>
<b>6.1: Method Blank Summary .....</b>	<b>22</b>
<b>6.2: Blank Spike Summary .....</b>	<b>23</b>
<b>6.3: Matrix Spike/Matrix Spike Duplicate Summary .....</b>	<b>24</b>
<b>Section 7: GC/MS Volatiles - Raw Data .....</b>	<b>25</b>
<b>7.1: Samples .....</b>	<b>26</b>
<b>7.2: Method Blanks .....</b>	<b>37</b>
<b>Section 8: GC/MS Semi-volatiles - QC Data Summaries .....</b>	<b>47</b>
<b>8.1: Method Blank Summary .....</b>	<b>48</b>
<b>8.2: Blank Spike Summary .....</b>	<b>49</b>
<b>8.3: Matrix Spike/Matrix Spike Duplicate Summary .....</b>	<b>50</b>
<b>Section 9: GC/MS Semi-volatiles - Raw Data .....</b>	<b>51</b>
<b>9.1: Samples .....</b>	<b>52</b>
<b>9.2: Method Blanks .....</b>	<b>69</b>
<b>Section 10: GC Volatiles - QC Data Summaries .....</b>	<b>86</b>
<b>10.1: Method Blank Summary .....</b>	<b>87</b>
<b>10.2: Blank Spike Summary .....</b>	<b>88</b>
<b>10.3: Matrix Spike/Matrix Spike Duplicate Summary .....</b>	<b>89</b>
<b>Section 11: GC Volatiles - Raw Data .....</b>	<b>90</b>
<b>11.1: Samples .....</b>	<b>91</b>
<b>11.2: Method Blanks .....</b>	<b>96</b>
<b>Section 12: GC Semi-volatiles - QC Data Summaries .....</b>	<b>101</b>
<b>12.1: Method Blank Summary .....</b>	<b>102</b>
<b>12.2: Blank Spike Summary .....</b>	<b>103</b>
<b>12.3: Matrix Spike/Matrix Spike Duplicate Summary .....</b>	<b>104</b>
<b>Section 13: GC Semi-volatiles - Raw Data .....</b>	<b>105</b>
<b>13.1: Samples .....</b>	<b>106</b>
<b>13.2: Method Blanks .....</b>	<b>109</b>
<b>Section 14: Metals Analysis - QC Data Summaries .....</b>	<b>112</b>
<b>14.1: Prep QC MP8913: Ba,Cd,Cr,Cu,Pb,Ni,Se,Ag,Zn .....</b>	<b>113</b>
<b>14.2: Prep QC MP8914: As .....</b>	<b>123</b>
<b>14.3: Prep QC MP8915: Ca,Mg,Na,Sodium Adsorption Ratio .....</b>	<b>128</b>
<b>14.4: Prep QC MP8936: Hg .....</b>	<b>138</b>
<b>Section 15: General Chemistry - QC Data Summaries .....</b>	<b>142</b>

# Table of Contents

Sections:

-2-

15.1:	Method Blank and Spike Results Summary .....	143
15.2:	Duplicate Results Summary .....	144
15.3:	Matrix Spike Results Summary .....	145
15.4:	Matrix Spike Duplicate Results Summary .....	146

- 1
- 2
- 3
- 4
- 5
- 6
- 7
- 8
- 9
- 10
- 11
- 12
- 13
- 14
- 15



Sample Summary

XTO Energy

Job No: D41043

NPU 196-19B

Sample Number	Collected Date	Time By	Received	Matrix Code	Type	Client Sample ID
D41043-1	11/15/12	10:45 DS	11/17/12	SO	Soil	N.W. RP SUBLINER (COMP)
D41043-1A	11/15/12	10:45 DS	11/17/12	SO	Soil	N.W. RP SUBLINER (COMP)

Soil samples reported on a dry weight basis unless otherwise indicated on result page.



## CASE NARRATIVE / CONFORMANCE SUMMARY

**Client:** XTO Energy

**Job No** D41043

**Site:** NPU 197-19B

**Report Date** 11/27/2012 2:16:35 PM

On 11/17/2012, 1 sample(s), 0 Trip Blank(s), and 0 Field Blank(s) were received at Accutest Mountain States (AMS) at a temperature of 2.6 °C. The samples were intact and properly preserved, unless noted below. An AMS Job Number of D41043 was assigned to the project. The lab sample ID, client sample ID, and date of sample collection are detailed in the report's Results Summary.

Specified quality control criteria were achieved for this job except as noted below. For more information, please refer to the analytical results and QC summary pages.

### Volatiles by GCMS By Method SW846 8260B

**Matrix** SO

**Batch ID:** V5V1506

- All samples were analyzed within the recommended method holding time.
- Sample(s) D41036-1MS, D41036-1MSD were used as the QC samples indicated.
- All method blanks for this batch meet method specific criteria.

### Extractables by GCMS By Method SW846 8270C BY SIM

**Matrix** SO

**Batch ID:** OP6988

- All samples were extracted within the recommended method holding time.
- All samples were analyzed within the recommended method holding time.
- All method blanks for this batch meet method specific criteria.
- Sample(s) D41014-1MS, D41014-1MSD were used as the QC samples indicated.

### Volatiles by GC By Method SW846 8015B

**Matrix** SO

**Batch ID:** GGB1011

- All samples were analyzed within the recommended method holding time.
- All method blanks for this batch meet method specific criteria.
- Sample(s) D41044-1MS, D41044-1MSD were used as the QC samples indicated.

### Extractables by GC By Method SW846-8015B

**Matrix** SO

**Batch ID:** OP6989

- All samples were extracted within the recommended method holding time.
- All samples were analyzed within the recommended method holding time.
- All method blanks for this batch meet method specific criteria.
- Sample(s) D41043-1MS, D41043-1MSD were used as the QC samples indicated.

## Metals By Method SW846 6010C

**Matrix** AQ

**Batch ID:** MP8915

- All samples were digested within the recommended method holding time.
- All samples were analyzed within the recommended method holding time.
- All method blanks for this batch meet method specific criteria.
- Sample(s) D41042-1AMS, D41042-1AMSD, D41042-1ASDL were used as the QC samples for the metals analysis.
- The serial dilution RPD(s) for Magnesium, Sodium are outside control limits for sample MP8915-SD1. Probable cause due to sample homogeneity.
- MP8915-SD1 for Magnesium: Serial dilution indicates possible matrix interference.
- MP8915-SD1 for Sodium: Serial dilution indicates possible matrix interference.

**Matrix** SO

**Batch ID:** MP8913

- All samples were digested within the recommended method holding time.
- All samples were analyzed within the recommended method holding time.
- All method blanks for this batch meet method specific criteria.
- Sample(s) D41013-1MS, D41013-1MSD, D41013-1SDL were used as the QC samples for the metals analysis.
- The matrix spike (MS) recovery(s) of Nickel, Silver are outside control limits. Spike recovery indicates possible matrix interference.
- The matrix spike duplicate (MSD) recovery(s) of Chromium, Nickel, Silver are outside control limits. Probable cause due to matrix interference.
- The matrix spike (MS) recovery(s) of Barium are outside control limits. Spike amount low relative to the sample amount. Refer to lab control or spike blank for recovery information.
- The serial dilution RPD(s) for Selenium, Silver, Barium, Chromium, Nickel, Zinc are outside control limits for sample MP8913-SD1. Percent difference acceptable due to low initial sample concentration (< 50 times IDL).
- MP8913-SD1 for Nickel: Serial dilution indicates possible matrix interference.
- MP8913-SD1 for Chromium: Serial dilution indicates possible matrix interference.
- MP8913-SD1 for Barium: Serial dilution indicates possible matrix interference.
- MP8913-SD1 for Zinc: Serial dilution indicates possible matrix interference.

## Metals By Method SW846 6020A

**Matrix** SO

**Batch ID:** MP8914

- All samples were digested within the recommended method holding time.
- All samples were analyzed within the recommended method holding time.
- All method blanks for this batch meet method specific criteria.
- Sample(s) D41013-1MS, D41013-1MSD, D41013-1SDL were used as the QC samples for the metals analysis.

## Metals By Method SW846 7471B

**Matrix** SO

**Batch ID:** MP8936

- All samples were digested within the recommended method holding time.
- All samples were analyzed within the recommended method holding time.
- All method blanks for this batch meet method specific criteria.
- Sample(s) D40988-1MS, D40988-1MSD were used as the QC samples for the metals analysis.

## Wet Chemistry By Method ASTM D1498-76M

**Matrix** SO

**Batch ID:** GN17790

- Sample(s) D41076-2DUP were used as the QC samples for the Redox Potential Vs H2 analysis.

### Wet Chemistry By Method SM19 2540B M

<b>Matrix</b> SO	<b>Batch ID:</b> GN17740
------------------	--------------------------

- The data for SM19 2540B M meets quality control requirements.

### Wet Chemistry By Method SW846 3060/7196A M

<b>Matrix</b> SO	<b>Batch ID:</b> R15204
------------------	-------------------------

- The data for SW846 3060/7196A M meets quality control requirements.
- D41043-1 for Chromium, Trivalent: Calculated as: (Chromium) - (Chromium, Hexavalent)

### Wet Chemistry By Method SW846 3060A/7196A

<b>Matrix</b> SO	<b>Batch ID:</b> GP8709
------------------	-------------------------

- All samples were prepared within the recommended method holding time.
- All samples were analyzed within the recommended method holding time.
- All method blanks for this batch meet method specific criteria.
- Sample(s) D40985-1DUP, D40985-1MS, D40985-1MSD were used as the QC samples for the Chromium, Hexavalent analysis.

### Wet Chemistry By Method SW846 9045D

<b>Matrix</b> SO	<b>Batch ID:</b> GN17743
------------------	--------------------------

- The following samples were run outside of holding time for method SW846 9045D: D41043-1

### Wet Chemistry By Method USDA HANDBOOK 60

<b>Matrix</b> SO	<b>Batch ID:</b> MP8915
------------------	-------------------------

- D41043-1A for Sodium Adsorption Ratio: Calculated as:  $(\text{Na meq/L}) / \sqrt{[(\text{Ca meq/L}) + (\text{Mg meq/L})/2]}$

AMS certifies that data reported for samples received, listed on the associated custody chain or analytical task order, were produced to specifications meeting AMS's Quality System precision, accuracy and completeness objectives except as noted.

Estimated non-standard method measurement uncertainty data is available on request, based on quality control bias and implicit for standard methods. Acceptable uncertainty requires tested parameter quality control data to meet method criteria.

AMS is not responsible for data quality assumptions if partial reports are used and recommends that this report be used in its entirety. This report is authorized by AMS indicated via signature on the report cover.

## Summary of Hits

Page 1 of 1

Job Number: D41043  
Account: XTO Energy  
Project: NPU 196-19B  
Collected: 11/15/12



Lab Sample ID	Client Sample ID	Result/ Qual	RL	MDL	Units	Method
---------------	------------------	-----------------	----	-----	-------	--------

### D41043-1 N.W. RP SUBLINER (COMP)

Chrysene	0.0067 J	0.0093	0.0048	mg/kg	SW846 8270C BY SIM
Naphthalene	0.0434	0.013	0.012	mg/kg	SW846 8270C BY SIM
Pyrene	0.0061 J	0.0093	0.0048	mg/kg	SW846 8270C BY SIM
TPH-DRO (C10-C28)	380	15	8.9	mg/kg	SW846-8015B
Arsenic	5.4	0.11		mg/kg	SW846 6020A
Barium	2090	1.1		mg/kg	SW846 6010C
Chromium	24.4	1.1		mg/kg	SW846 6010C
Copper	14.8	1.1		mg/kg	SW846 6010C
Lead	11.6	5.5		mg/kg	SW846 6010C
Nickel	14.9	3.3		mg/kg	SW846 6010C
Zinc	43.9	3.3		mg/kg	SW846 6010C
Specific Conductivity	2250	1.0		umhos/cm	SM2510B-1997 MOD
Chromium, Trivalent <sup>a</sup>	24.4	2.1		mg/kg	SW846 3060/7196A M
Redox Potential Vs H2	99.6			mv	ASTM D1498-76M
pH	9.61			su	SW846 9045D

### D41043-1A N.W. RP SUBLINER (COMP)

Calcium	193	2.0		mg/l	SW846 6010C
Magnesium	71.7	1.0		mg/l	SW846 6010C
Sodium	278	2.0		mg/l	SW846 6010C
Sodium Adsorption Ratio <sup>b</sup>	4.34			ratio	USDA HANDBOOK 60

(a) Calculated as: (Chromium) - (Chromium, Hexavalent)

(b) Calculated as: (Na meq/L) / sqrt [(Ca meq/L)+ (Mg meq/L)/2]

## Sample Results

## Report of Analysis

Accutest Laboratories

## Report of Analysis

Page 1 of 1

Client Sample ID:	N.W. RP SUBLINER (COMP)	Date Sampled:	11/15/12
Lab Sample ID:	D41043-1	Date Received:	11/17/12
Matrix:	SO - Soil	Percent Solids:	89.6
Method:	SW846 8260B		
Project:	NPU 196-19B		

Run #	File ID	DF	Analyzed	By	Prep Date	Prep Batch	Analytical Batch
Run #1	5V24689.D	1	11/19/12	BD	n/a	n/a	V5V1506
Run #2							

Run #	Initial Weight	Final Volume	Methanol Aliquot
Run #1	5.01 g	5.0 ml	100 ul
Run #2			

## Purgeable Aromatics

CAS No.	Compound	Result	RL	MDL	Units	Q
71-43-2	Benzene	ND	0.062	0.031	mg/kg	
108-88-3	Toluene	ND	0.12	0.062	mg/kg	
100-41-4	Ethylbenzene	ND	0.12	0.023	mg/kg	
1330-20-7	Xylene (total)	ND	0.25	0.12	mg/kg	

CAS No.	Surrogate Recoveries	Run# 1	Run# 2	Limits
2037-26-5	Toluene-D8	100%		64-130%
460-00-4	4-Bromofluorobenzene	101%		62-131%
17060-07-0	1,2-Dichloroethane-D4	96%		70-130%

ND = Not detected MDL - Method Detection Limit

RL = Reporting Limit

E = Indicates value exceeds calibration range

J = Indicates an estimated value

B = Indicates analyte found in associated method blank

N = Indicates presumptive evidence of a compound

Accutest Laboratories

## Report of Analysis

Page 1 of 1

Client Sample ID:	N.W. RP SUBLINER (COMP)			Date Sampled:	11/15/12
Lab Sample ID:	D41043-1			Date Received:	11/17/12
Matrix:	SO - Soil			Percent Solids:	89.6
Method:	SW846 8270C BY SIM SW846 3546				
Project:	NPU 196-19B				

Run #	File ID	DF	Analyzed	By	Prep Date	Prep Batch	Analytical Batch
Run #1	3G12236.D	1	11/26/12	SM	11/20/12	OP6988	E3G577
Run #2							

Run #	Initial Weight	Final Volume
Run #1	30.0 g	1.0 ml
Run #2		

## COGCC Table 910-1 PAH List

CAS No.	Compound	Result	RL	MDL	Units	Q
83-32-9	Acenaphthene	ND	0.0093	0.0048	mg/kg	
120-12-7	Anthracene	ND	0.0093	0.0048	mg/kg	
56-55-3	Benzo(a)anthracene	ND	0.0093	0.0048	mg/kg	
205-99-2	Benzo(b)fluoranthene	ND	0.0093	0.0048	mg/kg	
207-08-9	Benzo(k)fluoranthene	ND	0.0093	0.0048	mg/kg	
50-32-8	Benzo(a)pyrene	ND	0.0093	0.0048	mg/kg	
218-01-9	Chrysene	0.0067	0.0093	0.0048	mg/kg	J
53-70-3	Dibenzo(a,h)anthracene	ND	0.0093	0.0048	mg/kg	
206-44-0	Fluoranthene	ND	0.0093	0.0048	mg/kg	
86-73-7	Fluorene	ND	0.0093	0.0048	mg/kg	
193-39-5	Indeno(1,2,3-cd)pyrene	ND	0.0093	0.0048	mg/kg	
91-20-3	Naphthalene	0.0434	0.013	0.012	mg/kg	
129-00-0	Pyrene	0.0061	0.0093	0.0048	mg/kg	J

CAS No.	Surrogate Recoveries	Run# 1	Run# 2	Limits
4165-60-0	Nitrobenzene-d5	73%		10-159%
321-60-8	2-Fluorobiphenyl	75%		19-131%
1718-51-0	Terphenyl-d14	82%		18-150%

ND = Not detected MDL - Method Detection Limit

RL = Reporting Limit

E = Indicates value exceeds calibration range

J = Indicates an estimated value

B = Indicates analyte found in associated method blank

N = Indicates presumptive evidence of a compound

Accutest Laboratories

## Report of Analysis

Page 1 of 1

Client Sample ID:	N.W. RP SUBLINER (COMP)			Date Sampled:	11/15/12
Lab Sample ID:	D41043-1			Date Received:	11/17/12
Matrix:	SO - Soil			Percent Solids:	89.6
Method:	SW846 8015B				
Project:	NPU 196-19B				

Run #	File ID	DF	Analyzed	By	Prep Date	Prep Batch	Analytical Batch
Run #1	GB18543.D	1	11/19/12	SK	n/a	n/a	GGB1011
Run #2							

Run #	Initial Weight	Final Volume	Methanol Aliquot
Run #1	5.0 g	5.0 ml	100 ul
Run #2			

CAS No.	Compound	Result	RL	MDL	Units	Q
	TPH-GRO (C6-C10)	ND	12	6.2	mg/kg	
CAS No.	Surrogate Recoveries	Run# 1	Run# 2	Limits		
120-82-1	1,2,4-Trichlorobenzene	96%		60-140%		

ND = Not detected      MDL - Method Detection Limit  
 RL = Reporting Limit  
 E = Indicates value exceeds calibration range

J = Indicates an estimated value  
 B = Indicates analyte found in associated method blank  
 N = Indicates presumptive evidence of a compound

Accutest Laboratories

## Report of Analysis

Page 1 of 1

Client Sample ID:	N.W. RP SUBLINER (COMP)			Date Sampled:	11/15/12
Lab Sample ID:	D41043-1			Date Received:	11/17/12
Matrix:	SO - Soil			Percent Solids:	89.6
Method:	SW846-8015B SW846 3546				
Project:	NPU 196-19B				

Run #	File ID	DF	Analyzed	By	Prep Date	Prep Batch	Analytical Batch
Run #1	FD19804.D	1	11/21/12	TR	11/20/12	OP6989	GFD995
Run #2							

Run #	Initial Weight	Final Volume
Run #1	30.0 g	2.0 ml
Run #2		

CAS No.	Compound	Result	RL	MDL	Units	Q
	TPH-DRO (C10-C28)	380	15	8.9	mg/kg	
CAS No.	Surrogate Recoveries	Run# 1	Run# 2	Limits		
84-15-1	o-Terphenyl	71%		35-130%		

ND = Not detected      MDL - Method Detection Limit  
 RL = Reporting Limit  
 E = Indicates value exceeds calibration range

J = Indicates an estimated value  
 B = Indicates analyte found in associated method blank  
 N = Indicates presumptive evidence of a compound

## Report of Analysis

Client Sample ID:	N.W. RP SUBLINER (COMP)	Date Sampled:	11/15/12
Lab Sample ID:	D41043-1	Date Received:	11/17/12
Matrix:	SO - Soil	Percent Solids:	89.6
Project:	NPU 196-19B		

## Metals Analysis

Analyte	Result	RL	Units	DF	Prep	Analyzed By	Method	Prep Method
Arsenic	5.4	0.11	mg/kg	5	11/19/12	11/26/12 JB	SW846 6020A <sup>2</sup>	SW846 3050B <sup>5</sup>
Barium	2090	1.1	mg/kg	1	11/19/12	11/19/12 JM	SW846 6010C <sup>1</sup>	SW846 3050B <sup>4</sup>
Cadmium	< 1.1	1.1	mg/kg	1	11/19/12	11/19/12 JM	SW846 6010C <sup>1</sup>	SW846 3050B <sup>4</sup>
Chromium	24.4	1.1	mg/kg	1	11/19/12	11/19/12 JM	SW846 6010C <sup>1</sup>	SW846 3050B <sup>4</sup>
Copper	14.8	1.1	mg/kg	1	11/19/12	11/19/12 JM	SW846 6010C <sup>1</sup>	SW846 3050B <sup>4</sup>
Lead	11.6	5.5	mg/kg	1	11/19/12	11/20/12 JM	SW846 6010C <sup>1</sup>	SW846 3050B <sup>4</sup>
Mercury	< 0.093	0.093	mg/kg	1	11/27/12	11/27/12 JM	SW846 7471B <sup>3</sup>	SW846 7471B <sup>6</sup>
Nickel	14.9	3.3	mg/kg	1	11/19/12	11/19/12 JM	SW846 6010C <sup>1</sup>	SW846 3050B <sup>4</sup>
Selenium	< 5.5	5.5	mg/kg	1	11/19/12	11/19/12 JM	SW846 6010C <sup>1</sup>	SW846 3050B <sup>4</sup>
Silver	< 3.3	3.3	mg/kg	1	11/19/12	11/19/12 JM	SW846 6010C <sup>1</sup>	SW846 3050B <sup>4</sup>
Zinc	43.9	3.3	mg/kg	1	11/19/12	11/19/12 JM	SW846 6010C <sup>1</sup>	SW846 3050B <sup>4</sup>

(1) Instrument QC Batch: MA3012

(2) Instrument QC Batch: MA3019

(3) Instrument QC Batch: MA3023

(4) Prep QC Batch: MP8913

(5) Prep QC Batch: MP8914

(6) Prep QC Batch: MP8936

RL = Reporting Limit

## Report of Analysis

Client Sample ID:	N.W. RP SUBLINER (COMP)	Date Sampled:	11/15/12
Lab Sample ID:	D41043-1	Date Received:	11/17/12
Matrix:	SO - Soil	Percent Solids:	89.6
Project:	NPU 196-19B		

## General Chemistry

Analyte	Result	RL	Units	DF	Analyzed	By	Method
prep: DEPT.OF AG, BOOK N9							
Specific Conductivity	2250	1.0	umhos/cm	1	11/19/12	JD	SM2510B-1997 MOD
Chromium, Hexavalent	< 1.0	1.0	mg/kg	1	11/19/12	KB	SW846 3060A/7196A
Chromium, Trivalent <sup>a</sup>	24.4	2.1	mg/kg	1	11/19/12 18:13	JM	SW846 3060/7196A M
Redox Potential Vs H2	99.6		mv	1	11/21/12	JD	ASTM D1498-76M
Solids, Percent	89.6		%	1	11/19/12	SWT	SM19 2540B M
pH	9.61		su	1	11/19/12 15:00	JK	SW846 9045D

(a) Calculated as: (Chromium) - (Chromium, Hexavalent)

RL = Reporting Limit

## Report of Analysis

<b>Client Sample ID:</b>	N.W. RP SUBLINER (COMP)	<b>Date Sampled:</b>	11/15/12
<b>Lab Sample ID:</b>	D41043-1A	<b>Date Received:</b>	11/17/12
<b>Matrix:</b>	SO - Soil	<b>Percent Solids:</b>	89.6
<b>Project:</b>	NPU 196-19B		

## SAR Metals Analysis

Analyte	Result	RL	Units	DF	Prep	Analyzed By	Method	Prep Method
Calcium	193	2.0	mg/l	1	11/19/12	11/19/12 JM	SW846 6010C <sup>1</sup>	SW846 3010A/M <sup>2</sup>
Magnesium	71.7	1.0	mg/l	1	11/19/12	11/19/12 JM	SW846 6010C <sup>1</sup>	SW846 3010A/M <sup>2</sup>
Sodium	278	2.0	mg/l	1	11/19/12	11/19/12 JM	SW846 6010C <sup>1</sup>	SW846 3010A/M <sup>2</sup>

(1) Instrument QC Batch: MA3012

(2) Prep QC Batch: MP8915

RL = Reporting Limit

Report of Analysis

Client Sample ID:	N.W. RP SUBLINER (COMP)	Date Sampled:	11/15/12
Lab Sample ID:	D41043-1A	Date Received:	11/17/12
Matrix:	SO - Soil	Percent Solids:	89.6
Project:	NPU 196-19B		

General Chemistry

Analyte	Result	RL	Units	DF	Analyzed	By	Method
Sodium Adsorption Ratio <sup>a</sup>	4.34		ratio	1	11/19/12 15:39	JM	USDA HANDBOOK 60

(a) Calculated as: (Na meq/L) / sqrt [(Ca meq/L)+ (Mg meq/L)/2]

RL = Reporting Limit

## Misc. Forms

5

### Custody Documents and Other Forms

---

**Includes the following where applicable:**

- Chain of Custody



## CHAIN OF CUSTODY

PAGE 1 OF 1

4036 Youngfield Street, Wheat Ridge, CO 80033  
TEL: 303-425-6021 FAX: 303-425-6854  
www.accutest.com

FED-EX Tracking #		Bottle Order Control #	
Accutest Quote #		Accutest Job # <b>D41043</b>	
Client / Reporting Information		Project Information	
Company Name <b>KRW Consulting</b>		Project Name: <b>XTO NPA 197-19B</b>	
Street Address <b>8000 West 14th Street; Suite 200</b>		Street	
City <b>Lakewood, CO 80214</b>		City State	
Project Contact <b>Dwayne Knudson</b>		Billing Information (if different from Report to) Company Name <b>XTO Energy</b>	
Phone # <b>970-488-1098</b>		Street Address <b>21459 CR 5</b>	
Sampler(s) Name(s) <b>DAVID SANDERS</b>		Client Purchase Order # <b>1202-08</b>	
970-488-1098		City <b>Rifle, CO 81650</b>	
Project Manager <b>Joe Hess</b>		Attention: <b>Jessica Dooling</b>	
Field ID / Point of Collection <b>N.W. RPSUBLINE (COMP)</b>		Collection	
MEQHD/Vial #		Date <b>11-15-12</b>	
Time <b>10:45</b>		Sampled by <b>DS</b>	
Matrix <b>SO5</b>		# of bottles <b>5</b>	
FIC		FIC3	
FIC4		FIC5	
FIC6		FIC7	
FIC8		FIC9	
FIC10		FIC11	
FIC12		FIC13	
FIC14		FIC15	
FIC16		FIC17	
FIC18		FIC19	
FIC20		FIC21	
FIC22		FIC23	
FIC24		FIC25	
FIC26		FIC27	
FIC28		FIC29	
FIC30		FIC31	
FIC32		FIC33	
FIC34		FIC35	
FIC36		FIC37	
FIC38		FIC39	
FIC40		FIC41	
FIC42		FIC43	
FIC44		FIC45	
FIC46		FIC47	
FIC48		FIC49	
FIC50		FIC51	
FIC52		FIC53	
FIC54		FIC55	
FIC56		FIC57	
FIC58		FIC59	
FIC60		FIC61	
FIC62		FIC63	
FIC64		FIC65	
FIC66		FIC67	
FIC68		FIC69	
FIC70		FIC71	
FIC72		FIC73	
FIC74		FIC75	
FIC76		FIC77	
FIC78		FIC79	
FIC80		FIC81	
FIC82		FIC83	
FIC84		FIC85	
FIC86		FIC87	
FIC88		FIC89	
FIC90		FIC91	
FIC92		FIC93	
FIC94		FIC95	
FIC96		FIC97	
FIC98		FIC99	
FIC100		FIC101	
FIC102		FIC103	
FIC104		FIC105	
FIC106		FIC107	
FIC108		FIC109	
FIC110		FIC111	
FIC112		FIC113	
FIC114		FIC115	
FIC116		FIC117	
FIC118		FIC119	
FIC120		FIC121	
FIC122		FIC123	
FIC124		FIC125	
FIC126		FIC127	
FIC128		FIC129	
FIC130		FIC131	
FIC132		FIC133	
FIC134		FIC135	
FIC136		FIC137	
FIC138		FIC139	
FIC140		FIC141	
FIC142		FIC143	
FIC144		FIC145	
FIC146		FIC147	
FIC148		FIC149	
FIC150		FIC151	
FIC152		FIC153	
FIC154		FIC155	
FIC156		FIC157	
FIC158		FIC159	
FIC160		FIC161	
FIC162		FIC163	
FIC164		FIC165	
FIC166		FIC167	
FIC168		FIC169	
FIC170		FIC171	
FIC172		FIC173	
FIC174		FIC175	
FIC176		FIC177	
FIC178		FIC179	
FIC180		FIC181	
FIC182		FIC183	
FIC184		FIC185	
FIC186		FIC187	
FIC188		FIC189	
FIC190		FIC191	
FIC192		FIC193	
FIC194		FIC195	
FIC196		FIC197	
FIC198		FIC199	
FIC200		FIC201	
FIC202		FIC203	
FIC204		FIC205	
FIC206		FIC207	
FIC208		FIC209	
FIC210		FIC211	
FIC212		FIC213	
FIC214		FIC215	
FIC216		FIC217	
FIC218		FIC219	
FIC220		FIC221	
FIC222		FIC223	
FIC224		FIC225	
FIC226		FIC227	
FIC228		FIC229	
FIC230		FIC231	
FIC232		FIC233	
FIC234		FIC235	
FIC236		FIC237	
FIC238		FIC239	
FIC240		FIC241	
FIC242		FIC243	
FIC244		FIC245	
FIC246		FIC247	
FIC248		FIC249	
FIC250		FIC251	
FIC252		FIC253	
FIC254		FIC255	
FIC256		FIC257	
FIC258		FIC259	
FIC260		FIC261	
FIC262		FIC263	
FIC264		FIC265	
FIC266		FIC267	
FIC268		FIC269	
FIC270		FIC271	
FIC272		FIC273	
FIC274		FIC275	
FIC276		FIC277	
FIC278		FIC279	
FIC280		FIC281	
FIC282		FIC283	
FIC284		FIC285	
FIC286		FIC287	
FIC288		FIC289	
FIC290		FIC291	
FIC292		FIC293	
FIC294		FIC295	
FIC296		FIC297	
FIC298		FIC299	
FIC300		FIC301	
FIC302		FIC303	
FIC304		FIC305	
FIC306		FIC307	
FIC308		FIC309	
FIC310		FIC311	
FIC312		FIC313	
FIC314		FIC315	
FIC316		FIC317	
FIC318		FIC319	
FIC320		FIC321	
FIC322		FIC323	
FIC324		FIC325	
FIC326		FIC327	
FIC328		FIC329	
FIC330		FIC331	
FIC332		FIC333	
FIC334		FIC335	
FIC336		FIC337	
FIC338		FIC339	
FIC340		FIC341	
FIC342		FIC343	
FIC344		FIC345	
FIC346		FIC347	
FIC348		FIC349	
FIC350		FIC351	
FIC352		FIC353	
FIC354		FIC355	
FIC356		FIC357	
FIC358		FIC359	
FIC360		FIC361	
FIC362		FIC363	
FIC364		FIC365	
FIC366		FIC367	
FIC368		FIC369	
FIC370		FIC371	
FIC372		FIC373	
FIC374		FIC375	
FIC376		FIC377	
FIC378		FIC379	
FIC380		FIC381	
FIC382		FIC383	
FIC384		FIC385	
FIC386		FIC387	
FIC388		FIC389	
FIC390		FIC391	
FIC392		FIC393	
FIC394		FIC395	
FIC396		FIC397	
FIC398		FIC399	
FIC400		FIC401	
FIC402		FIC403	
FIC404		FIC405	
FIC406		FIC407	
FIC408		FIC409	
FIC410		FIC411	
FIC412		FIC413	
FIC414		FIC415	
FIC416		FIC417	
FIC418		FIC419	
FIC420		FIC421	
FIC422		FIC423	
FIC424		FIC425	
FIC426		FIC427	
FIC428		FIC429	
FIC430		FIC431	
FIC432		FIC433	
FIC434		FIC435	
FIC436		FIC437	
FIC438		FIC439	
FIC440		FIC441	
FIC442		FIC443	
FIC444		FIC445	
FIC446		FIC447	
FIC448		FIC449	
FIC450		FIC451	
FIC452		FIC453	
FIC454		FIC455	
FIC456		FIC457	
FIC458		FIC459	
FIC460		FIC461	
FIC462		FIC463	
FIC464		FIC465	
FIC466		FIC467	
FIC468		FIC469	
FIC470		FIC471	
FIC472		FIC473	
FIC474		FIC475	
FIC476		FIC477	
FIC478		FIC479	
FIC480		FIC481	
FIC482		FIC483	
FIC484		FIC485	
FIC486		FIC487	
FIC488		FIC489	
FIC490		FIC491	
FIC492		FIC493	
FIC494		FIC495	
FIC496		FIC497	
FIC498		FIC499	
FIC500		FIC501	
FIC502		FIC503	
FIC504		FIC505	
FIC506		FIC507	
FIC508		FIC509	
FIC510		FIC511	
FIC512		FIC513	
FIC514		FIC515	
FIC516		FIC517	
FIC518		FIC519	
FIC520		FIC521	
FIC522		FIC523	
FIC524		FIC525	
FIC526		FIC527	
FIC528		FIC529	
FIC530		FIC531	
FIC532		FIC533	
FIC534		FIC535	
FIC536		FIC537	
FIC538		FIC539	
FIC540		FIC541	
FIC542		FIC543	
FIC544		FIC545	
FIC546		FIC547	
FIC548		FIC549	
FIC550		FIC551	
FIC552		FIC553	
FIC554		FIC555	
FIC556		FIC557	
FIC558		FIC559	
FIC560		FIC561	
FIC562		FIC563	
FIC564		FIC565	
FIC566		FIC567	
FIC568		FIC569	
FIC570		FIC571	
FIC572		FIC573	
FIC574		FIC575	
FIC576		FIC577	
FIC578		FIC579	
FIC580		FIC581	
FIC582		FIC583	
FIC584		FIC585	
FIC586		FIC587	
FIC588		FIC589	
FIC590		FIC591	
FIC592		FIC593	
FIC594		FIC595	
FIC596		FIC597	
FIC598		FIC599	
FIC600		FIC601	
FIC602		FIC603	
FIC604		FIC605	
FIC606		FIC607	
FIC608		FIC609	
FIC610		FIC611	
FIC612		FIC613	
FIC614		FIC615	
FIC616		FIC617	
FIC618		FIC619	
FIC620		FIC621	
FIC622		FIC623	
FIC624		FIC625	
FIC626		FIC627	
FIC628		FIC629	
FIC630		FIC631	
FIC632		FIC633	
FIC634		FIC635	
FIC636		FIC637	
FIC638		FIC639	
FIC640		FIC641	
FIC642		FIC643	
FIC644		FIC645	
FIC646		FIC647	
FIC648		FIC649	
FIC650		FIC651	
FIC652		FIC653	
FIC654		FIC655	
FIC656		FIC657	
FIC658		FIC659	
FIC660		FIC661	
FIC662		FIC663	
FIC664		FIC665	
FIC666		FIC667	
FIC668		FIC669	
FIC670		FIC671	
FIC672		FIC673	
FIC674		FIC675	
FIC676		FIC677	
FIC678		FIC679	
FIC680		FIC681	
FIC682		FIC683	
FIC684		FIC685	
FIC686		FIC687	
FIC688		FIC689	
FIC690		FIC691	
FIC692		FIC693	
FIC694		FIC695	
FIC696		FIC697	
FIC698		FIC699	
FIC700		FIC701	
FIC702		FIC703	
FIC704		FIC705	
FIC706		FIC707	
FIC708		FIC709	
FIC710		FIC711	
FIC712		FIC713	
FIC714		FIC715	
FIC716		FIC717	
FIC718		FIC719	
FIC720		FIC721	
FIC722		FIC723	
FIC724		FIC725	
FIC726		FIC727	
FIC728		FIC729	
FIC730		FIC731	
FIC732		FIC733	
FIC734		FIC735	
FIC736		FIC737	
FIC738		FIC739	
FIC740		FIC741	
FIC742		FIC743	
FIC744		FIC745	
FIC746		FIC747	
FIC748		FIC749	
FIC750		FIC751	
FIC752		FIC753	
FIC754		FIC755	
FIC756		FIC757	
FIC758		FIC759	
FIC760		FIC761	
FIC762		FIC763	
FIC764		FIC765	
FIC766		FIC767	
FIC768		FIC769	
FIC770		FIC771	
FIC772		FIC773	
FIC774		FIC775	
FIC776			

# Accutest Laboratories Sample Receipt Summary

Accutest Job Number: D41043

Client: KRW CONSULTING

Immediate Client Services Action Required: No

Date / Time Received: 11/17/2012 10:10:00 A

No. Coolers: 1

Client Service Action Required at Login: No

Project: XTO NPU 197-19B

Airbill #'s: HD

Cooler Security	Y	or	N		Y	or	N
1. Custody Seals Present:	<input checked="" type="checkbox"/>		<input type="checkbox"/>	3. COC Present:	<input checked="" type="checkbox"/>		<input type="checkbox"/>
2. Custody Seals Intact:	<input checked="" type="checkbox"/>		<input type="checkbox"/>	4. Smpl Dates/Time OK	<input checked="" type="checkbox"/>		<input type="checkbox"/>

Cooler Temperature	Y	or	N
1. Temp criteria achieved:	<input checked="" type="checkbox"/>		<input type="checkbox"/>
2. Cooler temp verification:			Infrared gun
3. Cooler media:			Ice (bag)

Quality Control Preservation	Y	or	N	N/A
1. Trip Blank present / cooler:	<input type="checkbox"/>		<input type="checkbox"/>	
2. Trip Blank listed on COC:	<input type="checkbox"/>		<input type="checkbox"/>	
3. Samples preserved properly:	<input checked="" type="checkbox"/>		<input type="checkbox"/>	
4. VOCs headspace free:	<input type="checkbox"/>		<input type="checkbox"/>	<input checked="" type="checkbox"/>

Sample Integrity - Documentation	Y	or	N
1. Sample labels present on bottles:	<input checked="" type="checkbox"/>		<input type="checkbox"/>
2. Container labeling complete:	<input checked="" type="checkbox"/>		<input type="checkbox"/>
3. Sample container label / COC agree:	<input checked="" type="checkbox"/>		<input type="checkbox"/>

Sample Integrity - Condition	Y	or	N
1. Sample recvd within HT:	<input checked="" type="checkbox"/>		<input type="checkbox"/>
2. All containers accounted for:	<input checked="" type="checkbox"/>		<input type="checkbox"/>
3. Condition of sample:			Intact

Sample Integrity - Instructions	Y	or	N	N/A
1. Analysis requested is clear:	<input checked="" type="checkbox"/>		<input type="checkbox"/>	
2. Bottles received for unspecified tests	<input type="checkbox"/>		<input checked="" type="checkbox"/>	
3. Sufficient volume rec'd for analysis:	<input checked="" type="checkbox"/>		<input type="checkbox"/>	
4. Compositing instructions clear:	<input type="checkbox"/>		<input type="checkbox"/>	<input checked="" type="checkbox"/>
5. Filtering instructions clear:	<input type="checkbox"/>		<input type="checkbox"/>	<input checked="" type="checkbox"/>

Comments

Accutest Laboratories  
V:(303) 425-6021

4036 Youngfield Street  
F: (303) 425-6854

Wheat Ridge, CO  
www.accutest.com

## GC/MS Volatiles

## QC Data Summaries

Includes the following where applicable:

- Method Blank Summaries
- Blank Spike Summaries
- Matrix Spike and Duplicate Summaries

## Method Blank Summary

Page 1 of 1

Job Number: D41043  
Account: XTOKRWR XTO Energy  
Project: NPU 196-19B

Sample	File ID	DF	Analyzed	By	Prep Date	Prep Batch	Analytical Batch
V5V1506-MB	5V24673.D	1	11/19/12	BD	n/a	n/a	V5V1506

The QC reported here applies to the following samples:

Method: SW846 8260B

D41043-1

CAS No.	Compound	Result	RL	MDL	Units	Q
71-43-2	Benzene	ND	50	25	ug/kg	
100-41-4	Ethylbenzene	ND	100	19	ug/kg	
108-88-3	Toluene	ND	100	50	ug/kg	
1330-20-7	Xylene (total)	ND	200	100	ug/kg	

CAS No.	Surrogate Recoveries	Limits
2037-26-5	Toluene-D8	101% 64-130%
460-00-4	4-Bromofluorobenzene	93% 62-131%
17060-07-0	1,2-Dichloroethane-D4	95% 70-130%

## Blank Spike Summary

Page 1 of 1

Job Number: D41043  
Account: XTOKRWR XTO Energy  
Project: NPU 196-19B

Sample	File ID	DF	Analyzed	By	Prep Date	Prep Batch	Analytical Batch
V5V1506-BS	5V24674.D	1	11/19/12	BD	n/a	n/a	V5V1506

The QC reported here applies to the following samples:

Method: SW846 8260B

D41043-1

CAS No.	Compound	Spike ug/kg	BSP ug/kg	BSP %	Limits
71-43-2	Benzene	50	54.0	108	70-130
100-41-4	Ethylbenzene	50	54.2	108	70-130
108-88-3	Toluene	50	53.2	106	70-130
1330-20-7	Xylene (total)	150	168	112	70-130

CAS No.	Surrogate Recoveries	BSP	Limits
2037-26-5	Toluene-D8	100%	64-130%
460-00-4	4-Bromofluorobenzene	98%	62-131%
17060-07-0	1,2-Dichloroethane-D4	96%	70-130%

\* = Outside of Control Limits.

# Matrix Spike/Matrix Spike Duplicate Summary

Page 1 of 1

Job Number: D41043  
Account: XTOKRWR XTO Energy  
Project: NPU 196-19B

Sample	File ID	DF	Analyzed	By	Prep Date	Prep Batch	Analytical Batch
D41036-1MS	5V24676.D	1	11/19/12	BD	n/a	n/a	V5V1506
D41036-1MSD	5V24677.D	1	11/19/12	BD	n/a	n/a	V5V1506
D41036-1	5V24675.D	1	11/19/12	BD	n/a	n/a	V5V1506

The QC reported here applies to the following samples:

Method: SW846 8260B

D41043-1

CAS No.	Compound	D41036-1 ug/kg	Q	Spike ug/kg	MS ug/kg	MS %	MSD ug/kg	MSD %	RPD	Limits Rec/RPD
71-43-2	Benzene	702		5720	6570	103	6760	106	3	64-139/30
100-41-4	Ethylbenzene	2750		5720	8410	99	8720	104	4	68-136/30
108-88-3	Toluene	2340		5720	7850	96	7970	98	2	60-130/30
1330-20-7	Xylene (total)	21000		17200	35900	87	37500	96	4	58-142/30

CAS No.	Surrogate Recoveries	MS	MSD	D41036-1	Limits
2037-26-5	Toluene-D8	99%	98%	100%	64-130%
460-00-4	4-Bromofluorobenzene	105%	108%	103%	62-131%
17060-07-0	1,2-Dichloroethane-D4	97%	98%	95%	70-130%

\* = Outside of Control Limits.

## GC/MS Volatiles

## Raw Data

7

## Quantitation Report (QT Reviewed)

Data Path : C:\msdchem\1\DATA\V5111912.S\  
 Data File : 5V24689.D  
 Acq On : 19 Nov 2012 9:30 pm  
 Operator : BRETD  
 Sample : D41043-1  
 Misc : MS4990,V5V1506,5.006,,100,5,1  
 ALS Vial : 21 Sample Multiplier: 1

Quant Time: Nov 20 09:40:37 2012  
 Quant Method : C:\msdchem\1\METHODS\V5AP1497TVH1497.M  
 Quant Title : 8260  
 QLast Update : Wed Nov 14 09:54:38 2012  
 Response via : Initial Calibration

Internal Standards	R.T.	QIon	Response	Conc	Units	Dev(Min)
2) Pentafluorobenzene	11.624	168	411557	50.00	ug/l	0.00
35) 1,4-Difluorobenzene	12.423	114	512670	50.00	ug/l	0.00
53) Chlorobenzene-d5	15.072	117	478835	50.00	ug/l	0.00
74) 1,4-Dichlorobenzene-d4	17.036	152	362049	50.00	ug/l	0.00

## System Monitoring Compounds

33) 1,2-Dichloroethane-d4	12.024	102	33598	47.96	ug/l	0.00
Spiked Amount	50.000	Range	70 - 130	Recovery	=	95.92%
61) Toluene-d8	13.816	98	565360	49.84	ug/l	0.00
Spiked Amount	50.000	Range	70 - 130	Recovery	=	99.68%
69) 4-Bromofluorobenzene	16.020	95	246512	50.42	ug/l	0.00
Spiked Amount	50.000	Range	70 - 130	Recovery	=	100.84%

## Target Compounds

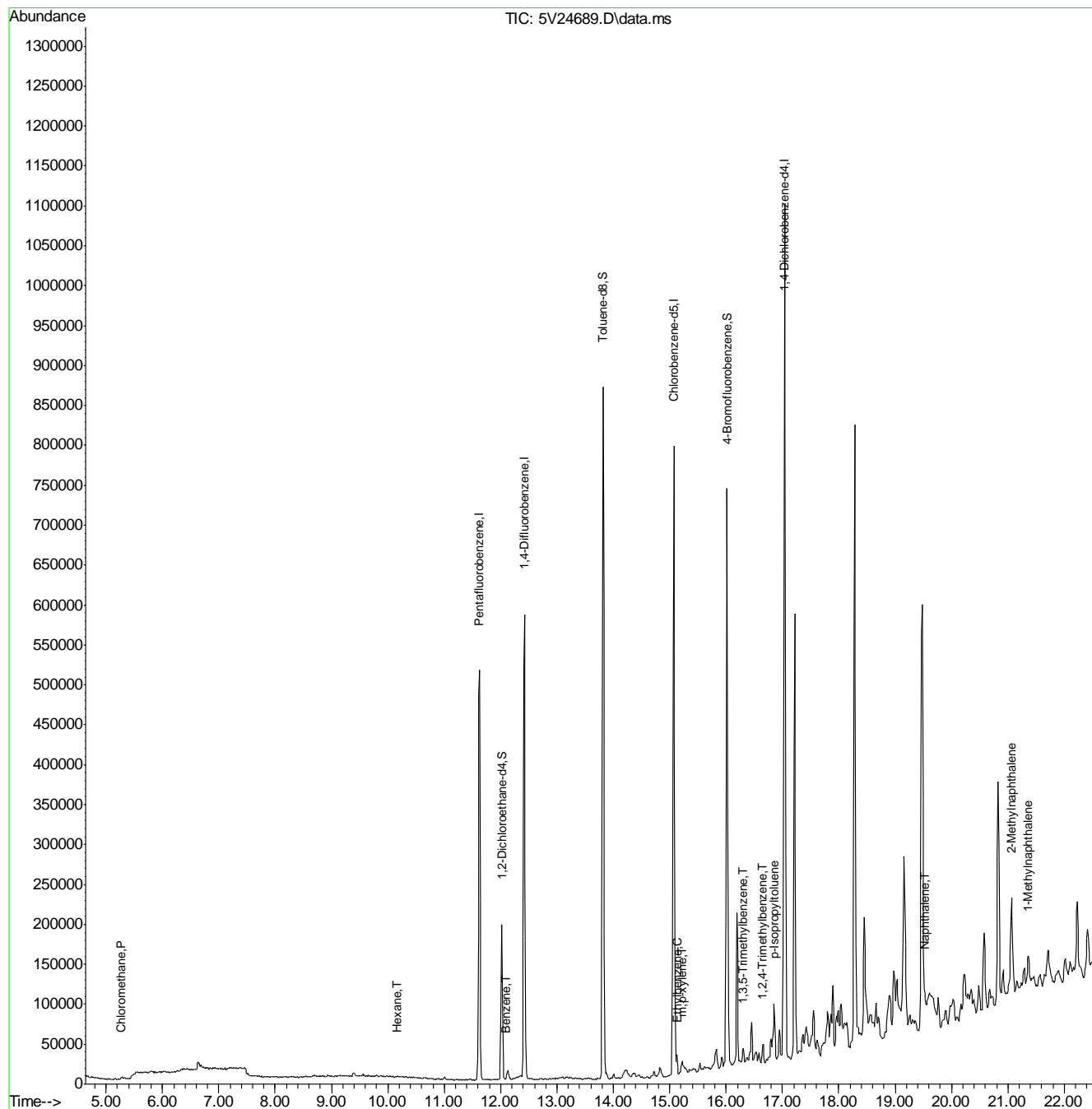
						Qvalue
4) Chloromethane	5.265	50	914	0.20	ug/l	87
41) Hexane	10.163	57	191	0.04	ug/l	100
50) Benzene	12.092	78	1456	0.11	ug/l	100
66) Ethylbenzene	15.141	91	1322	0.08	ug/l	97
72) m,p-xylene	15.221	106	3989	0.59	ug/l	100
80) 1,3,5-Trimethylbenzene	16.305	105	9530	0.58	ug/l	99
82) 1,2,4-Trimethylbenzene	16.648	105	11778	0.68	ug/l	88
86) p-Isopropyltoluene	16.853	119	3775	0.19	ug/l	94
91) Naphthalene	19.525	128	39763	2.22	ug/l	100
94) 2-Methylnaphthalene	21.066	142	65837	10.97	ug/l	92
95) 1-Methylnaphthalene	21.363	142	22142	3.32	ug/l #	86

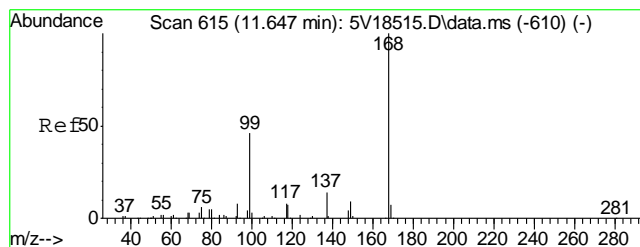
(#) = qualifier out of range (m) = manual integration (+) = signals summed

## Quantitation Report (QT Reviewed)

Data Path : C:\msdchem\1\DATA\V5111912.S\  
Data File : 5V24689.D  
Acq On : 19 Nov 2012 9:30 pm  
Operator : BRETD  
Sample : D41043-1  
Misc : MS4990,V5V1506,5.006,,100,5,1  
ALS Vial : 21 Sample Multiplier: 1

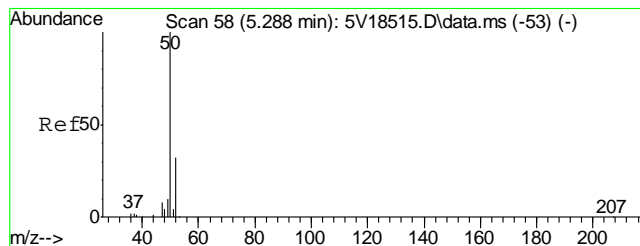
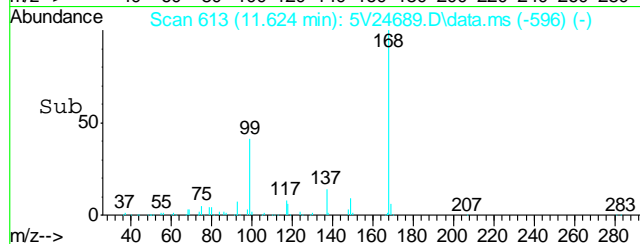
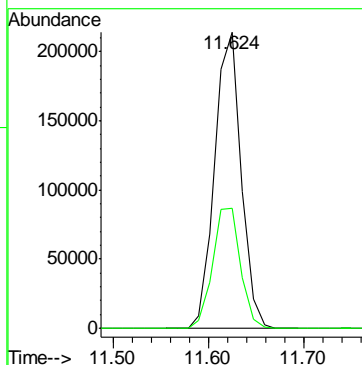
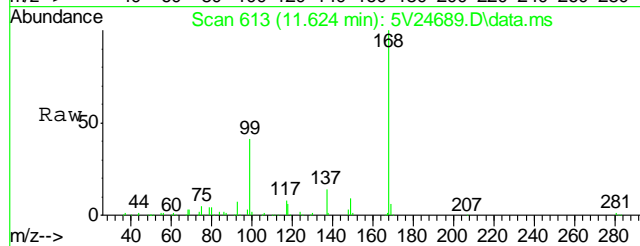
Quant Time: Nov 20 09:40:37 2012  
Quant Method : C:\msdchem\1\METHODS\V5AP1497TVH1497.M  
Quant Title : 8260  
QLast Update : Wed Nov 14 09:54:38 2012  
Response via : Initial Calibration





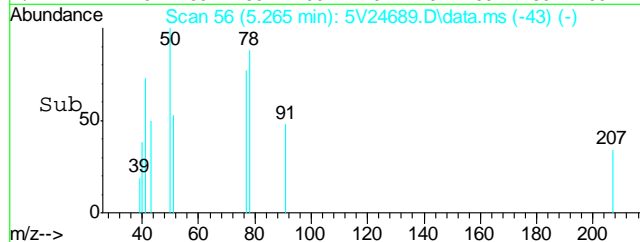
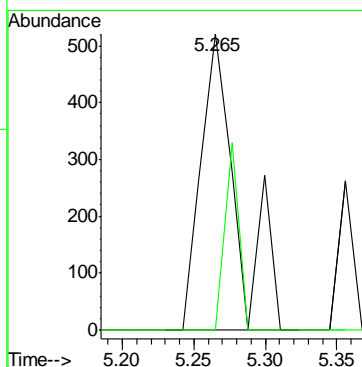
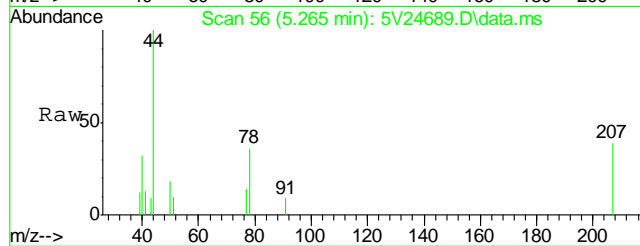
#2  
Pentafluorobenzene  
Concen: 50.00 ug/l  
RT: 11.624 min Scan# 613  
Delta R.T. -0.000 min  
Lab File: 5V24689.D  
Acq: 19 Nov 2012 9:30 pm

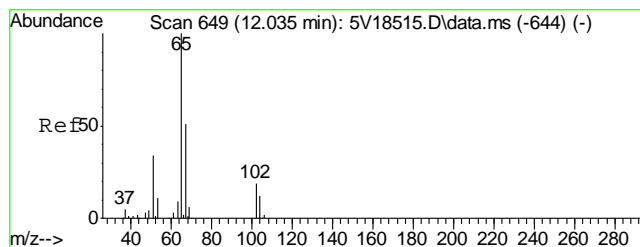
Tgt Ion: 168 Resp: 411557  
Ion Ratio Lower Upper  
168 100  
99 42.7 37.4 56.2



#4  
Chloromethane  
Concen: 0.20 ug/l  
RT: 5.265 min Scan# 56  
Delta R.T. 0.000 min  
Lab File: 5V24689.D  
Acq: 19 Nov 2012 9:30 pm

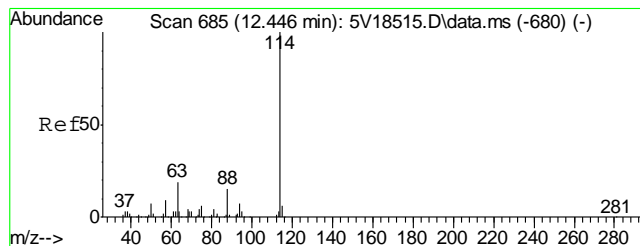
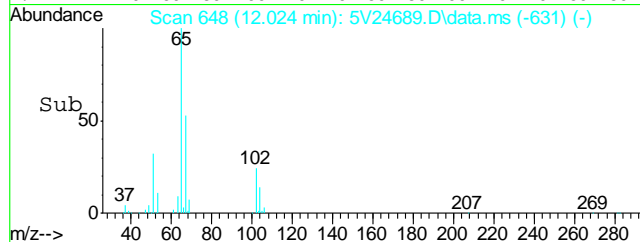
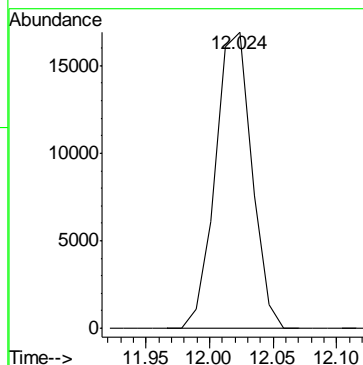
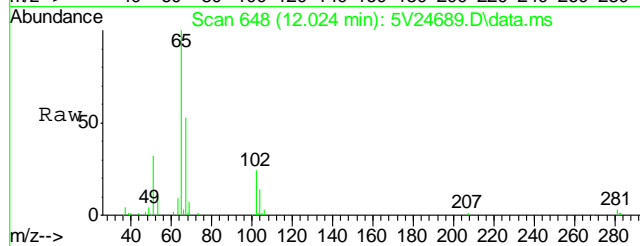
Tgt Ion: 50 Resp: 914  
Ion Ratio Lower Upper  
50 100  
52 24.7 12.1 52.1





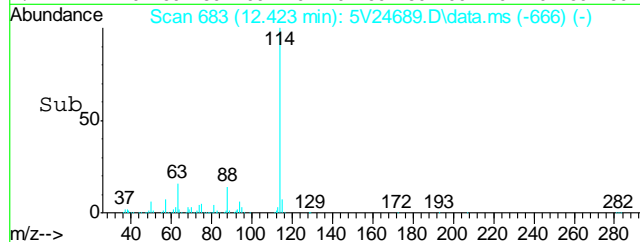
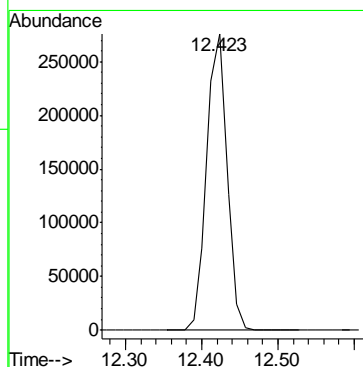
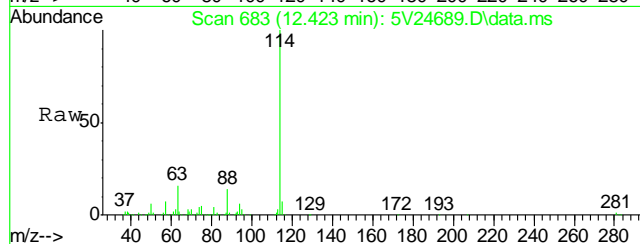
#33  
1,2-Dichloroethane-d4  
Concen: 47.96 ug/l  
RT: 12.024 min Scan# 648  
Delta R.T. -0.000 min  
Lab File: 5V24689.D  
Acq: 19 Nov 2012 9:30 pm

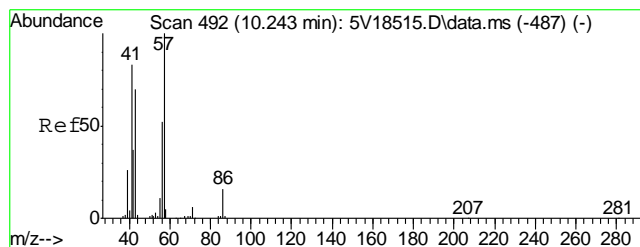
Tgt Ion:102 Resp: 33598



#35  
1,4-Difluorobenzene  
Concen: 50.00 ug/l  
RT: 12.423 min Scan# 683  
Delta R.T. -0.000 min  
Lab File: 5V24689.D  
Acq: 19 Nov 2012 9:30 pm

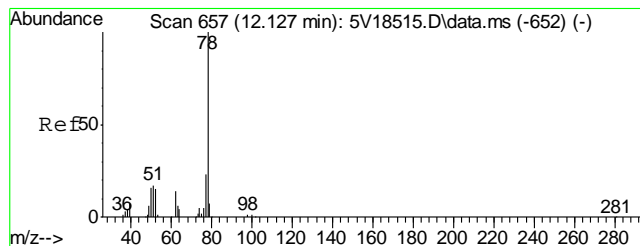
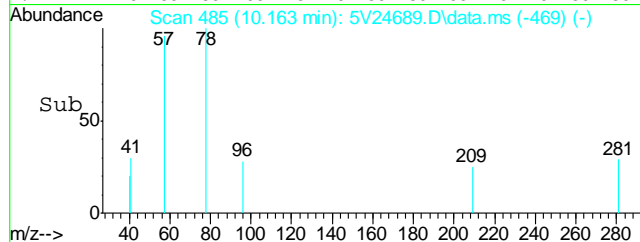
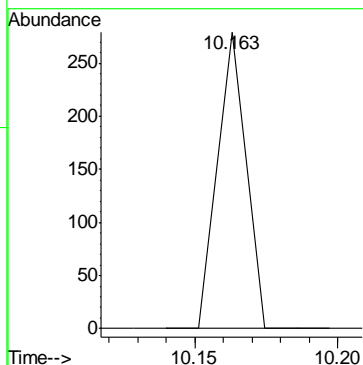
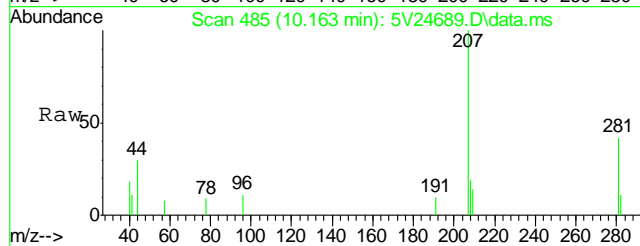
Tgt Ion:114 Resp: 512670





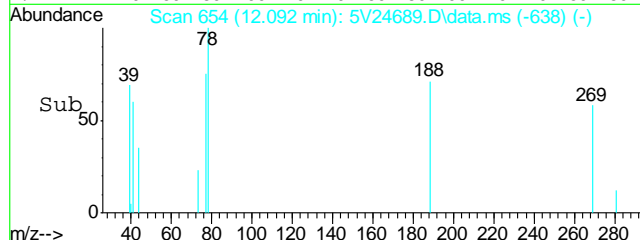
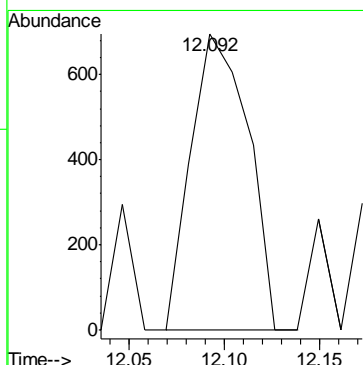
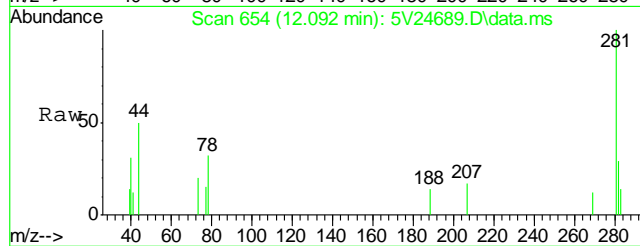
#41  
Hexane  
Concen: 0.04 ug/l  
RT: 10.163 min Scan# 485  
Delta R.T. -0.012 min  
Lab File: 5V24689.D  
Acq: 19 Nov 2012 9:30 pm

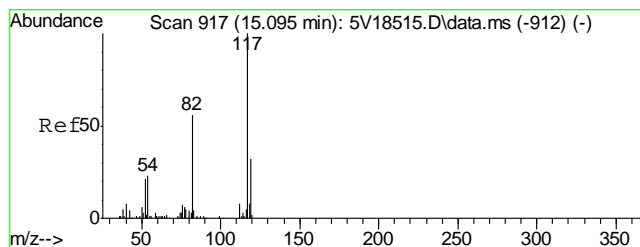
Tgt Ion: 57 Resp: 191



#50  
Benzene  
Concen: 0.11 ug/l  
RT: 12.092 min Scan# 654  
Delta R.T. -0.012 min  
Lab File: 5V24689.D  
Acq: 19 Nov 2012 9:30 pm

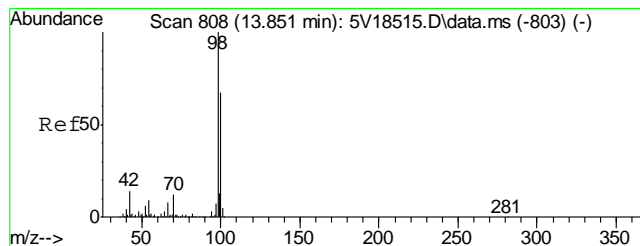
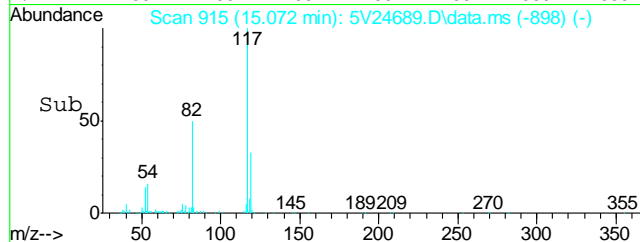
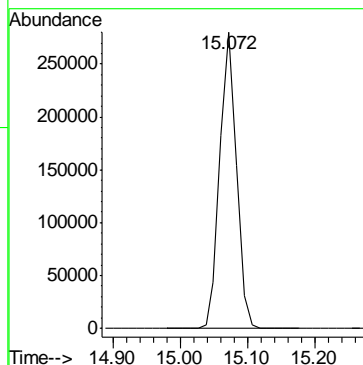
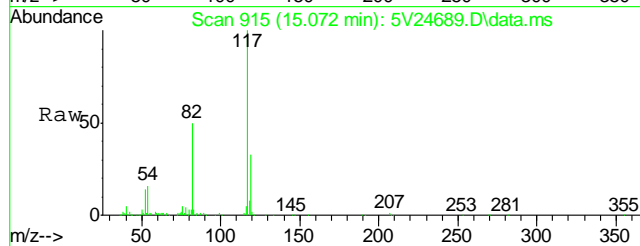
Tgt Ion: 78 Resp: 1456





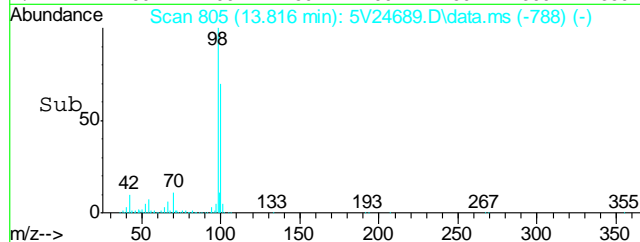
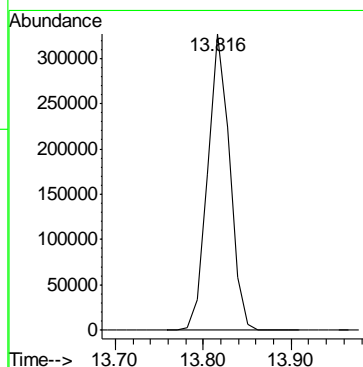
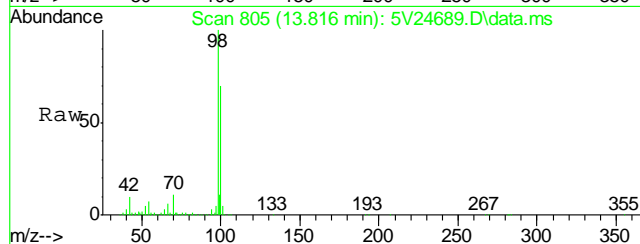
#53  
Chlorobenzene-d5  
Concen: 50.00 ug/l  
RT: 15.072 min Scan# 915  
Delta R.T. -0.000 min  
Lab File: 5V24689.D  
Acq: 19 Nov 2012 9:30 pm

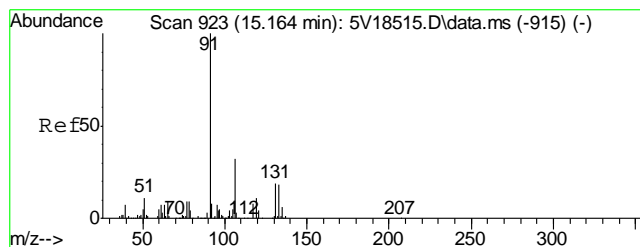
Tgt Ion:117 Resp: 478835



#61  
Toluene-d8  
Concen: 49.84 ug/l  
RT: 13.816 min Scan# 805  
Delta R.T. -0.000 min  
Lab File: 5V24689.D  
Acq: 19 Nov 2012 9:30 pm

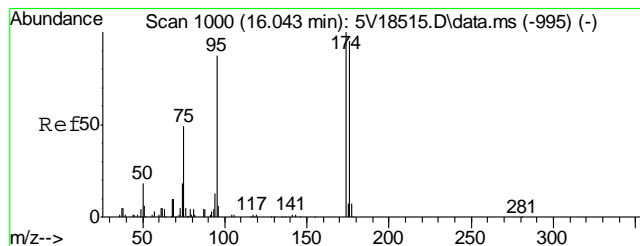
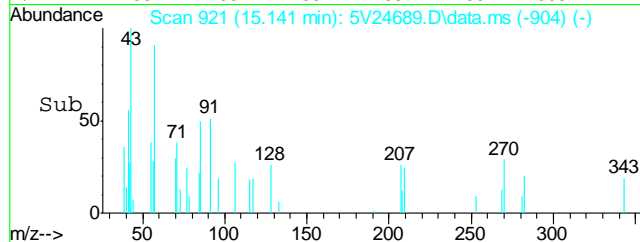
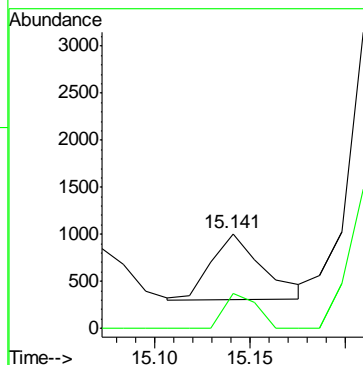
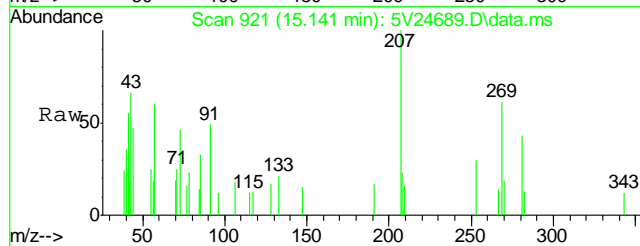
Tgt Ion: 98 Resp: 565360





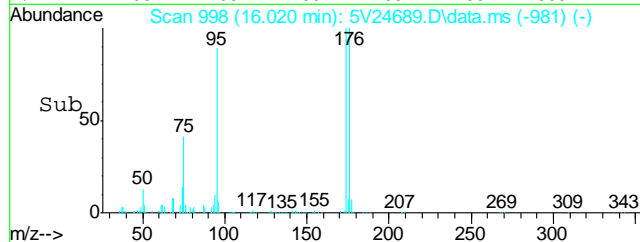
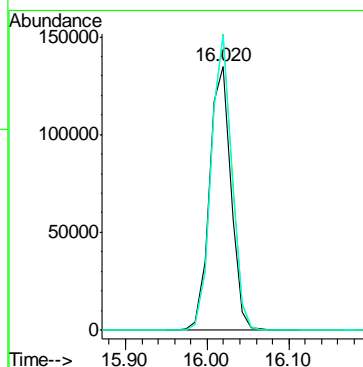
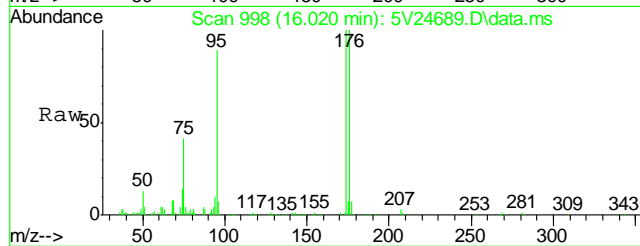
#66  
Ethylbenzene  
Concen: 0.08 ug/l  
RT: 15.141 min Scan# 921  
Delta R.T. -0.000 min  
Lab File: 5V24689.D  
Acq: 19 Nov 2012 9:30 pm

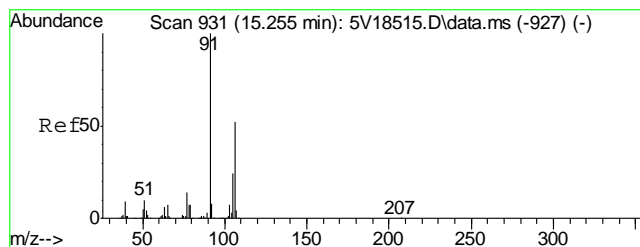
Tgt Ion: 91 Resp: 1322  
Ion Ratio Lower Upper  
91 100  
106 33.4 11.7 51.7



#69  
4-Bromofluorobenzene  
Concen: 50.42 ug/l  
RT: 16.020 min Scan# 998  
Delta R.T. -0.000 min  
Lab File: 5V24689.D  
Acq: 19 Nov 2012 9:30 pm

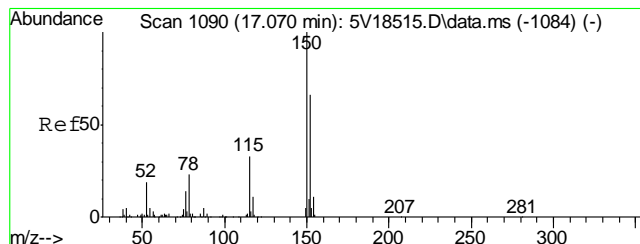
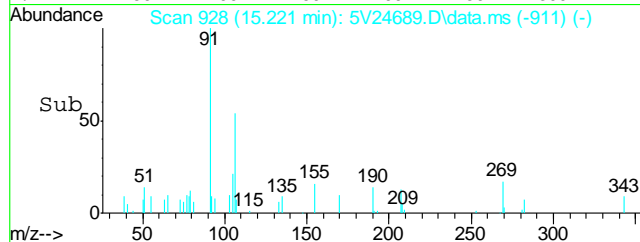
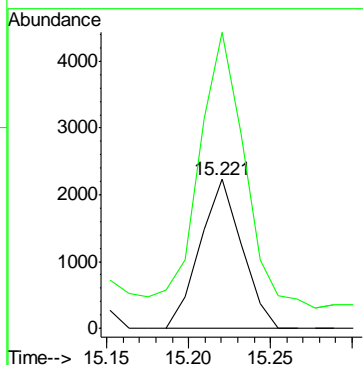
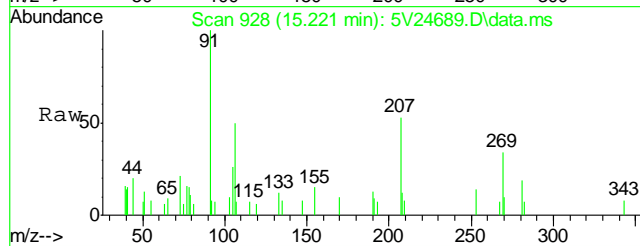
Tgt Ion: 95 Resp: 246512  
Ion Ratio Lower Upper  
95 100  
174 107.4 77.1 117.1  
176 107.0 73.4 113.4





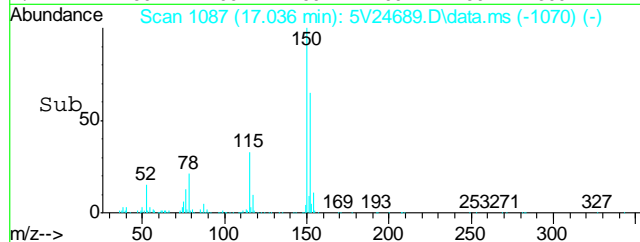
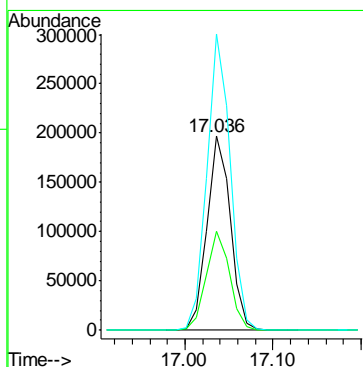
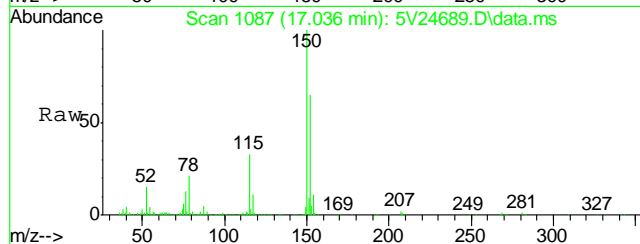
#72  
m,p-xylene  
Concen: 0.59 ug/l  
RT: 15.221 min Scan# 928  
Delta R.T. -0.000 min  
Lab File: 5V24689.D  
Acq: 19 Nov 2012 9:30 pm

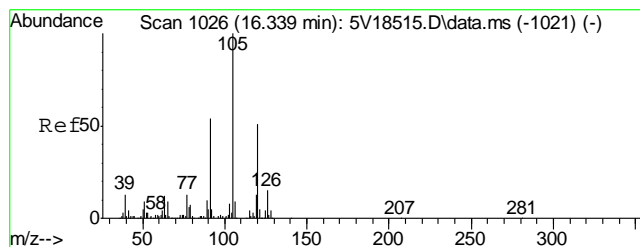
Tgt Ion:106 Resp: 3989  
Ion Ratio Lower Upper  
106 100  
91 197.5 177.1 217.1



#74  
1,4-Dichlorobenzene-d4  
Concen: 50.00 ug/l  
RT: 17.036 min Scan# 1087  
Delta R.T. -0.000 min  
Lab File: 5V24689.D  
Acq: 19 Nov 2012 9:30 pm

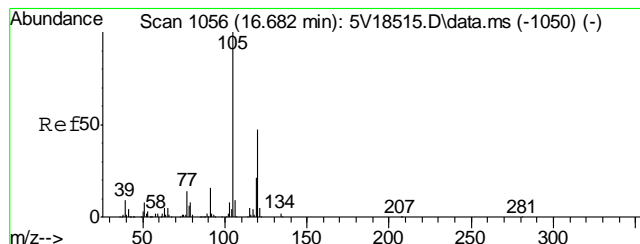
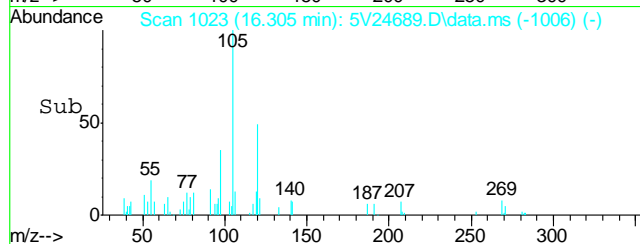
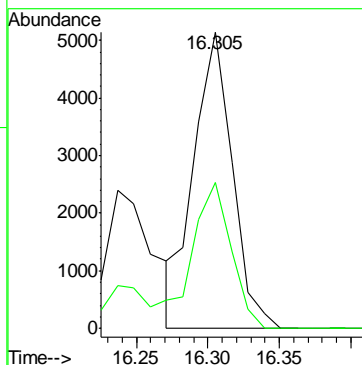
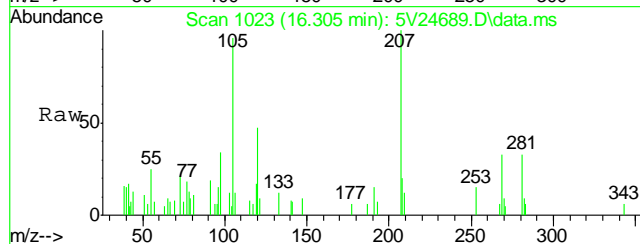
Tgt Ion:152 Resp: 362049  
Ion Ratio Lower Upper  
152 100  
115 51.5 41.4 62.0  
150 151.9 153.9 230.9#





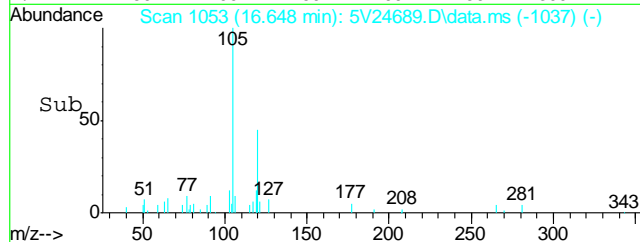
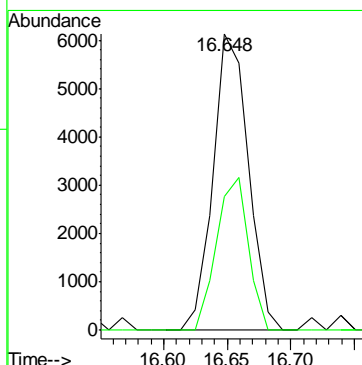
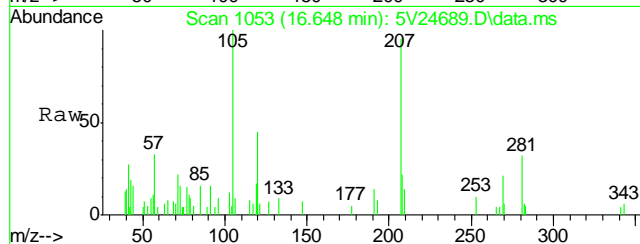
#80  
1,3,5-Trimethylbenzene  
Concen: 0.58 ug/l  
RT: 16.305 min Scan# 1023  
Delta R.T. -0.000 min  
Lab File: 5V24689.D  
Acq: 19 Nov 2012 9:30 pm

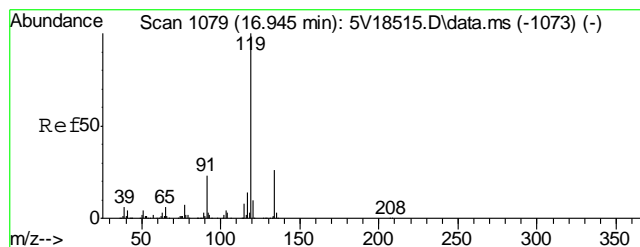
Tgt Ion:105 Resp: 9530  
Ion Ratio Lower Upper  
105 100  
120 51.1 40.1 60.1



#82  
1,2,4-Trimethylbenzene  
Concen: 0.68 ug/l  
RT: 16.648 min Scan# 1053  
Delta R.T. -0.012 min  
Lab File: 5V24689.D  
Acq: 19 Nov 2012 9:30 pm

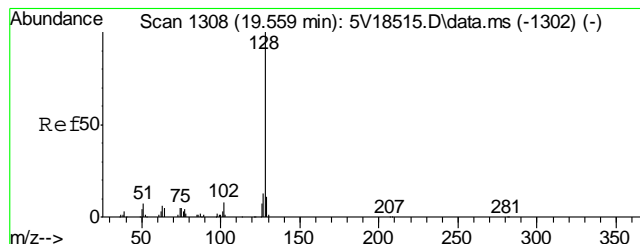
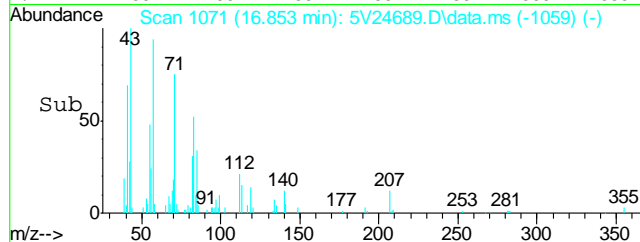
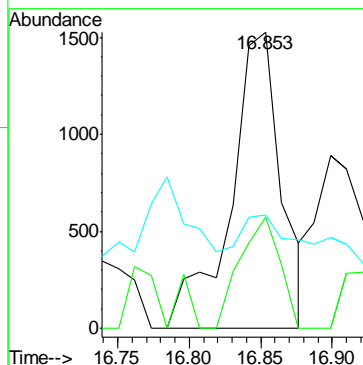
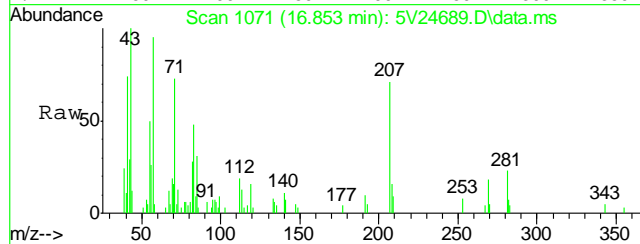
Tgt Ion:105 Resp: 11778  
Ion Ratio Lower Upper  
105 100  
120 46.3 43.8 65.8





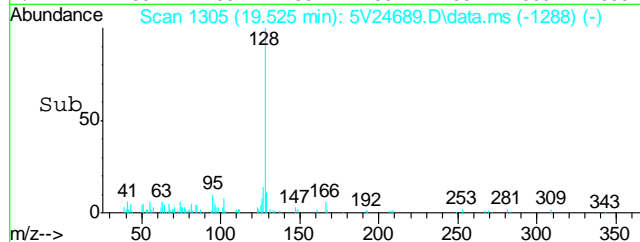
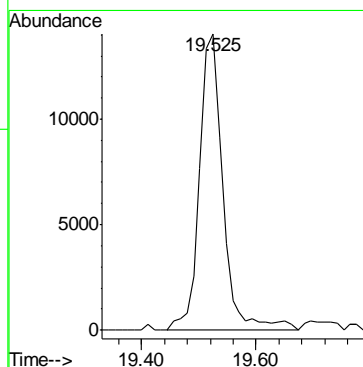
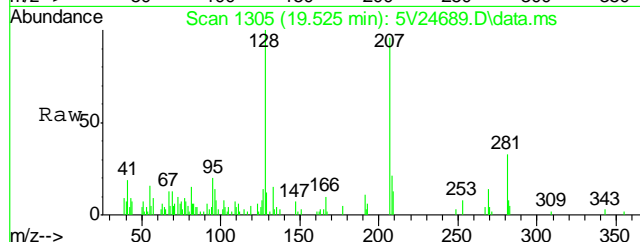
#86  
p-Isopropyltoluene  
Concen: 0.19 ug/l  
RT: 16.853 min Scan# 1071  
Delta R.T. -0.057 min  
Lab File: 5V24689.D  
Acq: 19 Nov 2012 9:30 pm

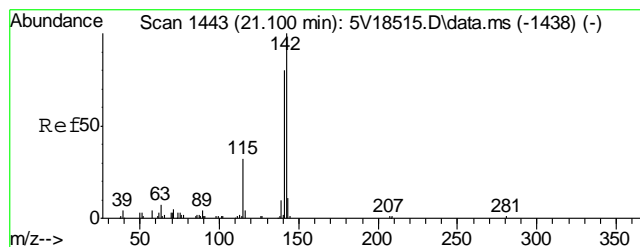
Tgt Ion	Ratio	Lower	Upper
119	100		
134	29.7	21.3	31.9
91	20.8	19.0	28.6



#91  
Naphthalene  
Concen: 2.22 ug/l  
RT: 19.525 min Scan# 1305  
Delta R.T. -0.000 min  
Lab File: 5V24689.D  
Acq: 19 Nov 2012 9:30 pm

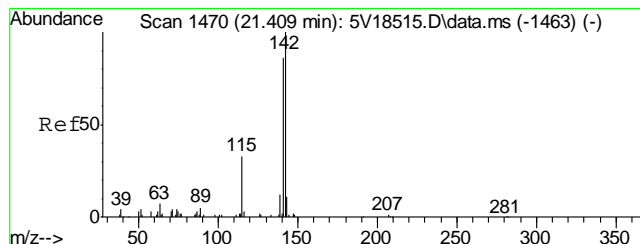
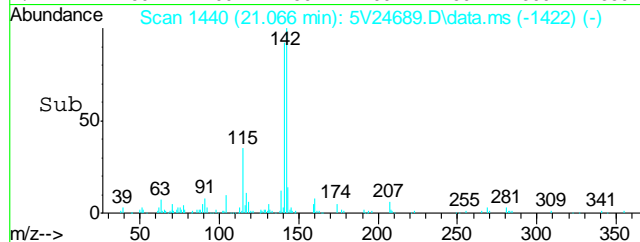
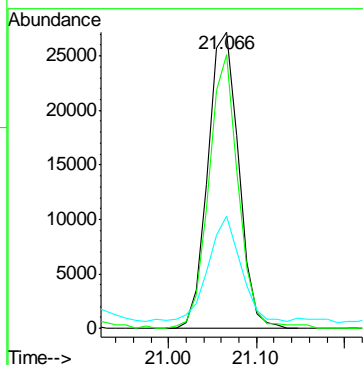
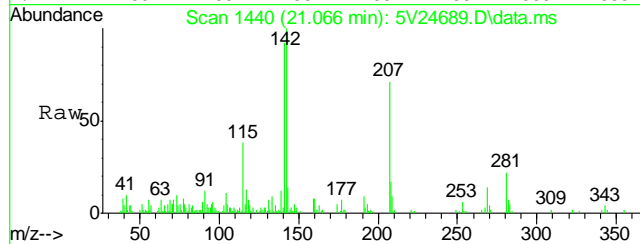
Tgt Ion:128 Resp: 39763





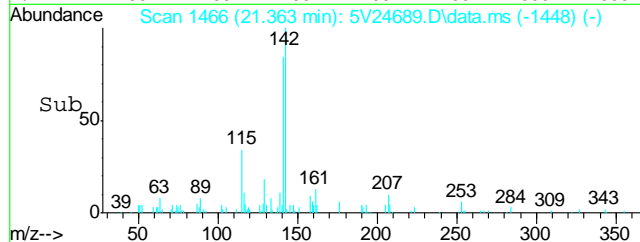
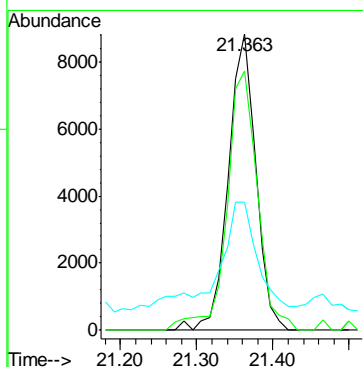
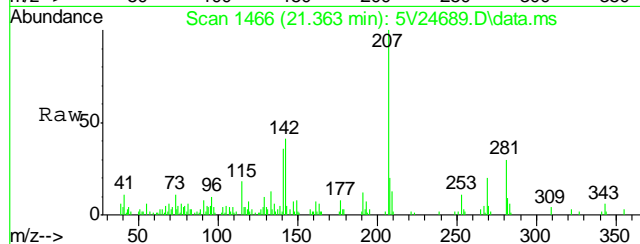
#94  
2-Methylnaphthalene  
Concen: 10.97 ug/l  
RT: 21.066 min Scan# 1440  
Delta R.T. 0.000 min  
Lab File: 5V24689.D  
Acq: 19 Nov 2012 9:30 pm

Tgt Ion	Ratio	Lower	Upper
142	100		
141	88.7	66.2	99.4
115	38.1	25.9	38.9



#95  
1-Methylnaphthalene  
Concen: 3.32 ug/l  
RT: 21.363 min Scan# 1466  
Delta R.T. -0.000 min  
Lab File: 5V24689.D  
Acq: 19 Nov 2012 9:30 pm

Tgt Ion	Ratio	Lower	Upper
142	100		
141	97.1	68.9	103.3
115	45.2	27.3	40.9#



## Quantitation Report (QT Reviewed)

Data Path : C:\msdchem\1\DATA\V5111912.S\  
Data File : 5V24673.D  
Acq On : 19 Nov 2012 12:44 pm  
Operator : BRETD  
Sample : MB  
Misc : MS4990,V5V1506,5.00,,100,5,1  
ALS Vial : 5 Sample Multiplier: 1

Quant Time: Nov 20 08:43:29 2012  
Quant Method : C:\msdchem\1\METHODS\V5AP1497TVH1497.M  
Quant Title : 8260  
QLast Update : Wed Nov 14 09:54:38 2012  
Response via : Initial Calibration

Internal Standards	R.T.	QIon	Response	Conc	Units	Dev(Min)
2) Pentafluorobenzene	11.624	168	473270	50.00	ug/l	0.00
35) 1,4-Difluorobenzene	12.423	114	576356	50.00	ug/l	0.00
53) Chlorobenzene-d5	15.072	117	535944	50.00	ug/l	0.00
74) 1,4-Dichlorobenzene-d4	17.036	152	360659	50.00	ug/l	0.00

## System Monitoring Compounds

33) 1,2-Dichloroethane-d4	12.024	102	38220	47.45	ug/l	0.00
Spiked Amount	50.000	Range	70 - 130	Recovery	=	94.90%
61) Toluene-d8	13.816	98	640357	50.44	ug/l	0.00
Spiked Amount	50.000	Range	70 - 130	Recovery	=	100.88%
69) 4-Bromofluorobenzene	16.020	95	254413	46.49	ug/l	0.00
Spiked Amount	50.000	Range	70 - 130	Recovery	=	92.98%

## Target Compounds

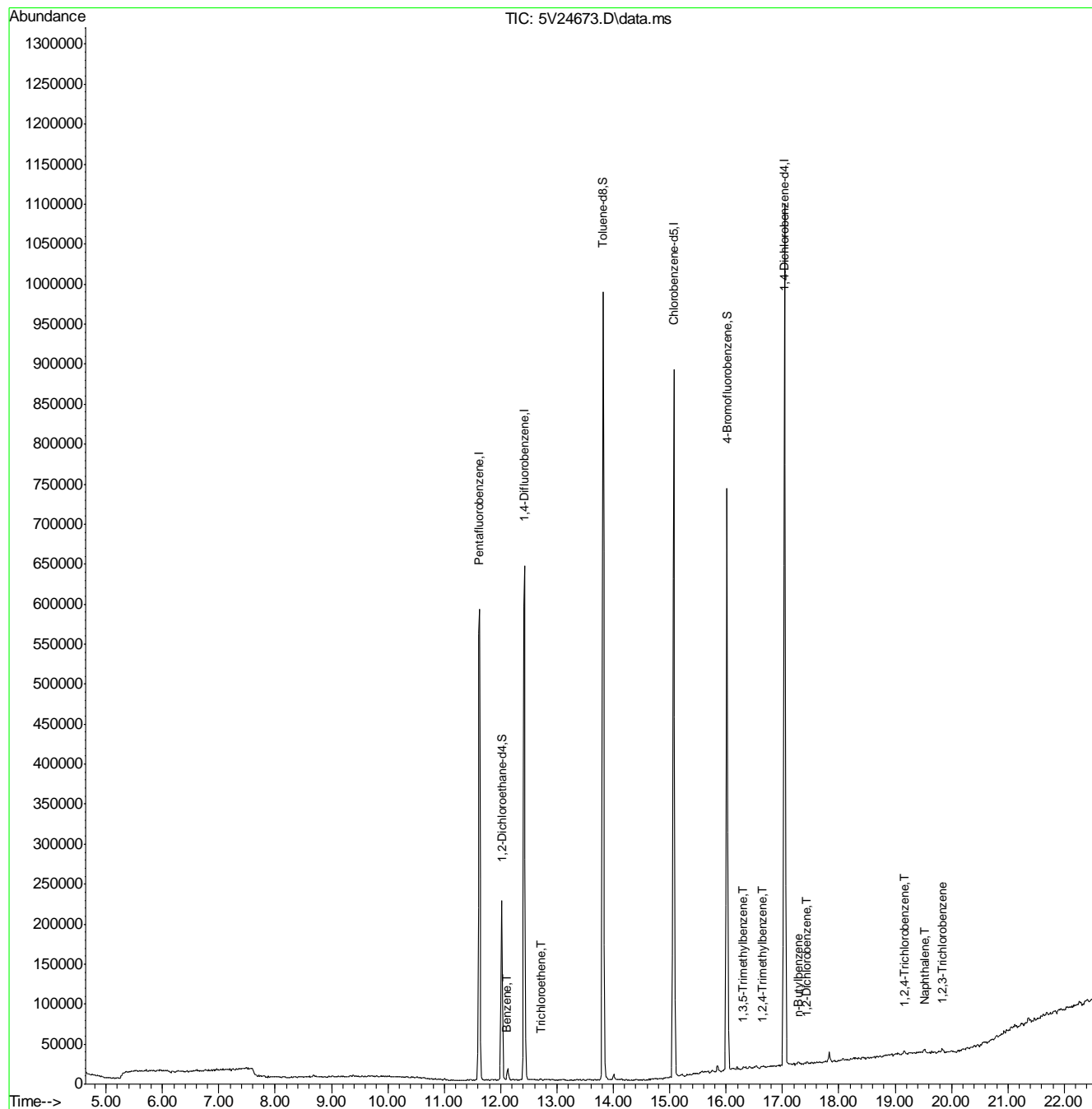
						Qvalue
48) Trichloroethene	12.709	95	778	0.19	ug/l	93
50) Benzene	12.104	78	1232	0.08	ug/l	100
80) 1,3,5-Trimethylbenzene	16.305	105	800	0.05	ug/l #	66
82) 1,2,4-Trimethylbenzene	16.648	105	1132	0.07	ug/l #	83
87) 1,2-Dichlorobenzene	17.436	146	1204	0.11	ug/l #	82
88) n-Butylbenzene	17.287	91	2178	0.12	ug/l #	71
90) 1,2,4-Trichlorobenzene	19.159	180	2308	0.23	ug/l #	72
91) Naphthalene	19.525	128	6488	0.36	ug/l	100
93) 1,2,3-Trichlorobenzene	19.833	180	2556	0.27	ug/l	94

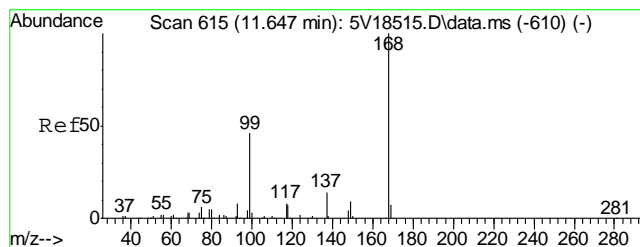
(#) = qualifier out of range (m) = manual integration (+) = signals summed

## Quantitation Report (QT Reviewed)

Data Path : C:\msdchem\1\DATA\V5111912.S\  
Data File : 5V24673.D  
Acq On : 19 Nov 2012 12:44 pm  
Operator : BRETD  
Sample : MB  
Misc : MS4990,V5V1506,5.00,,100,5,1  
ALS Vial : 5 Sample Multiplier: 1

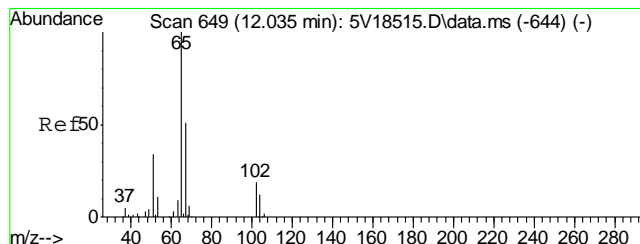
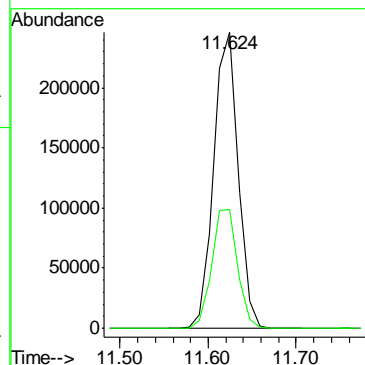
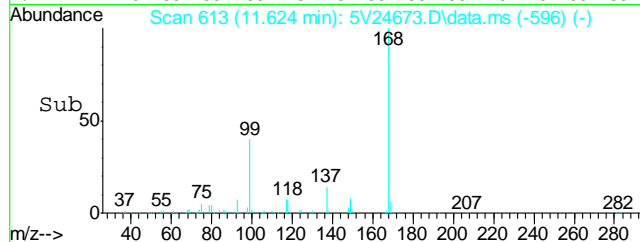
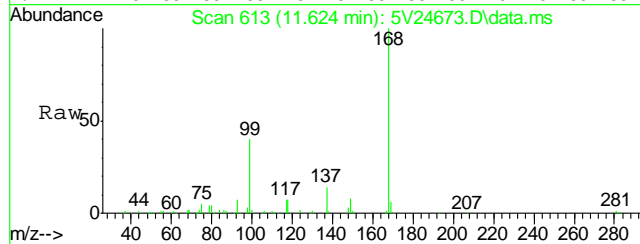
Quant Time: Nov 20 08:43:29 2012  
Quant Method : C:\msdchem\1\METHODS\V5AP1497TVH1497.M  
Quant Title : 8260  
QLast Update : Wed Nov 14 09:54:38 2012  
Response via : Initial Calibration





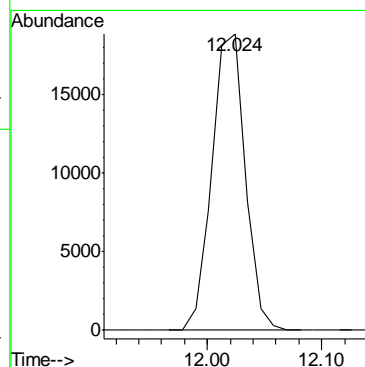
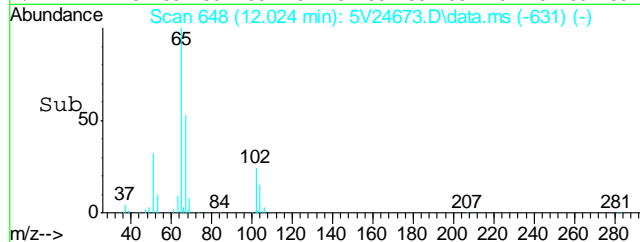
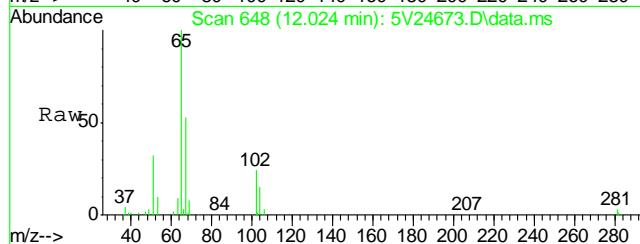
#2  
Pentafluorobenzene  
Concen: 50.00 ug/l  
RT: 11.624 min Scan# 613  
Delta R.T. -0.000 min  
Lab File: 5V24673.D  
Acq: 19 Nov 2012 12:44 pm

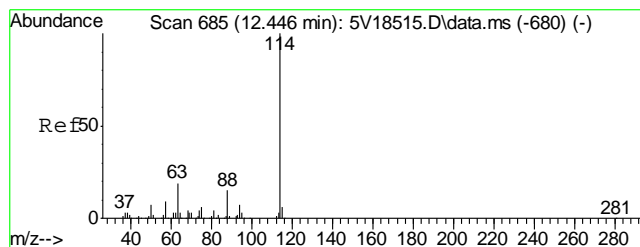
Tgt Ion:168 Resp: 473270  
Ion Ratio Lower Upper  
168 100  
99 42.3 37.4 56.2



#33  
1,2-Dichloroethane-d4  
Concen: 47.45 ug/l  
RT: 12.024 min Scan# 648  
Delta R.T. -0.000 min  
Lab File: 5V24673.D  
Acq: 19 Nov 2012 12:44 pm

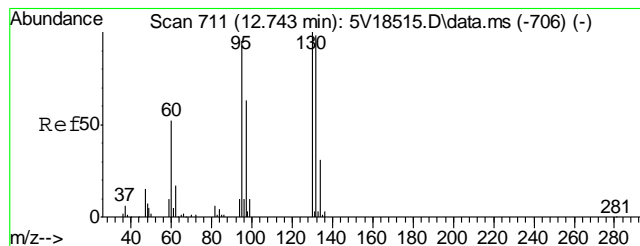
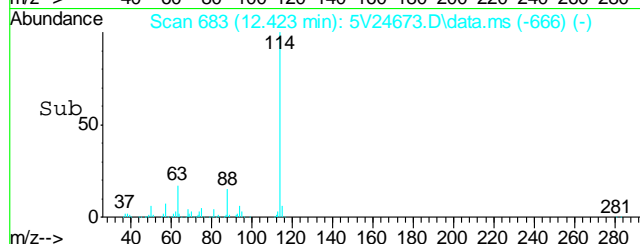
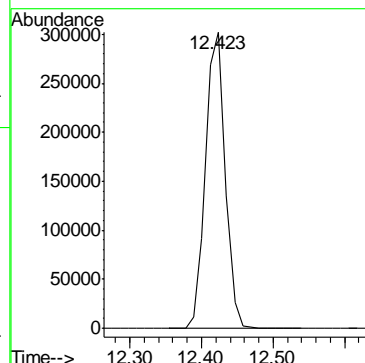
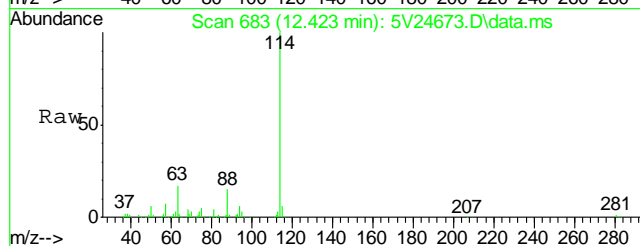
Tgt Ion:102 Resp: 38220





#35  
1,4-Difluorobenzene  
Concen: 50.00 ug/l  
RT: 12.423 min Scan# 683  
Delta R.T. -0.000 min  
Lab File: 5V24673.D  
Acq: 19 Nov 2012 12:44 pm

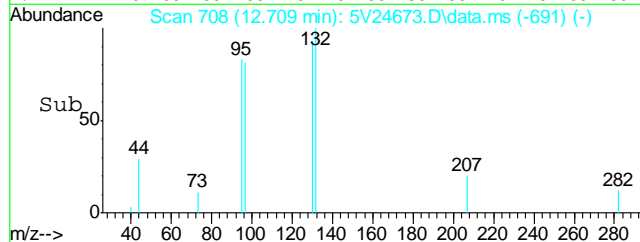
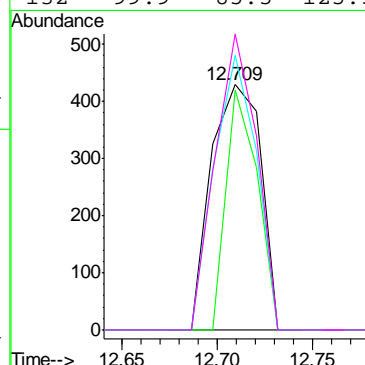
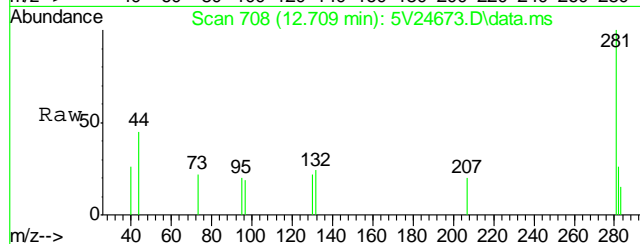
Tgt Ion: 114 Resp: 576356

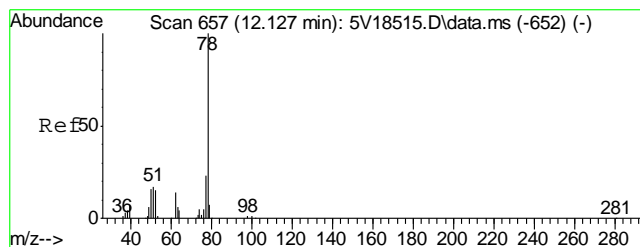


#48  
Trichloroethene  
Concen: 0.19 ug/l  
RT: 12.709 min Scan# 708  
Delta R.T. -0.000 min  
Lab File: 5V24673.D  
Acq: 19 Nov 2012 12:44 pm

Tgt Ion: 95 Resp: 778

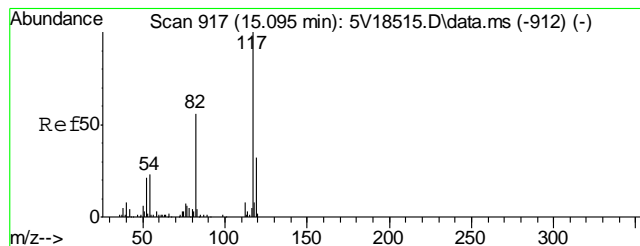
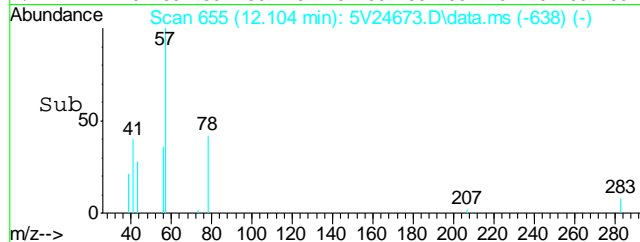
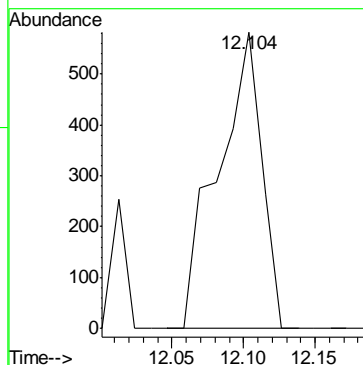
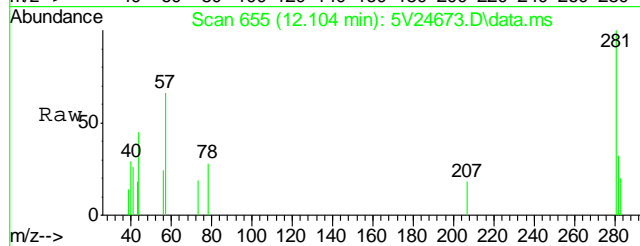
Ion	Ratio	Lower	Upper
95	100		
97	62.0	47.1	87.1
130	94.7	85.2	125.2
132	99.9	85.5	125.5





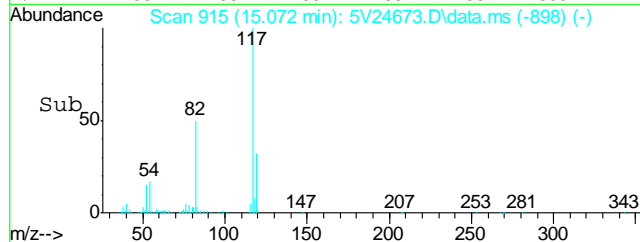
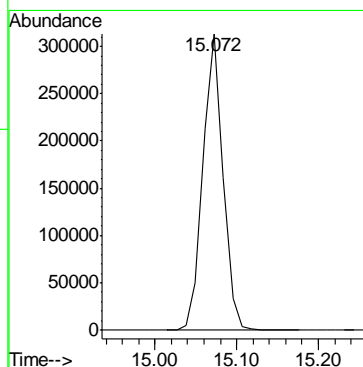
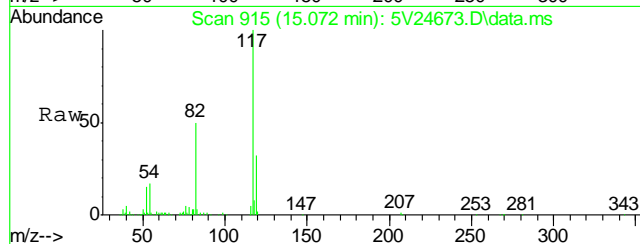
#50  
Benzene  
Concen: 0.08 ug/l  
RT: 12.104 min Scan# 655  
Delta R.T. -0.000 min  
Lab File: 5V24673.D  
Acq: 19 Nov 2012 12:44 pm

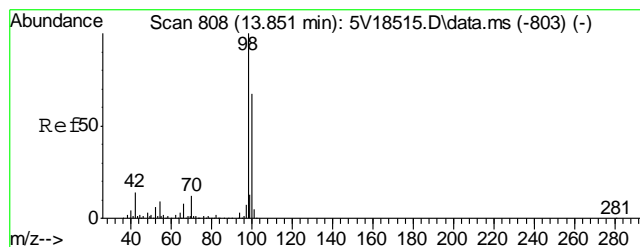
Tgt Ion: 78 Resp: 1232



#53  
Chlorobenzene-d5  
Concen: 50.00 ug/l  
RT: 15.072 min Scan# 915  
Delta R.T. -0.000 min  
Lab File: 5V24673.D  
Acq: 19 Nov 2012 12:44 pm

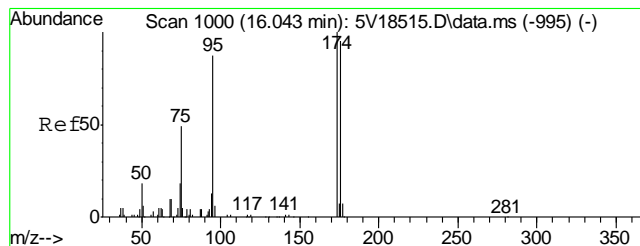
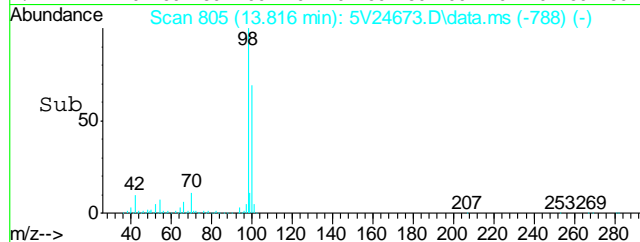
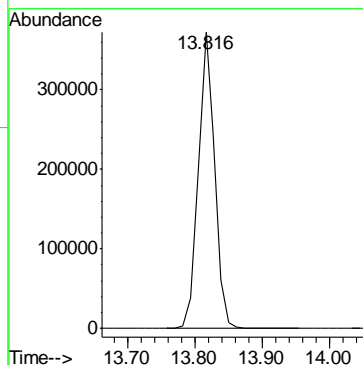
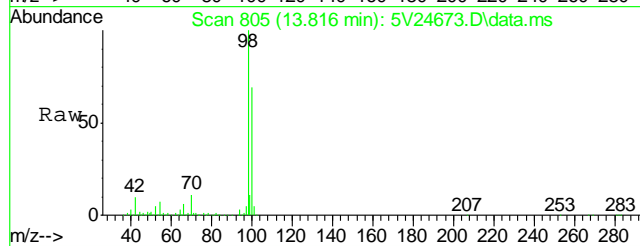
Tgt Ion: 117 Resp: 535944





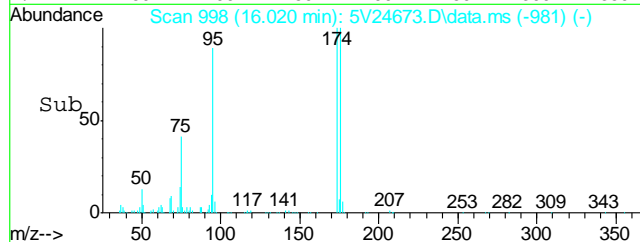
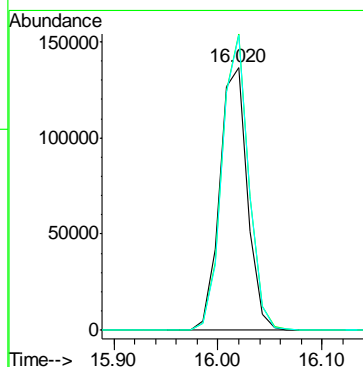
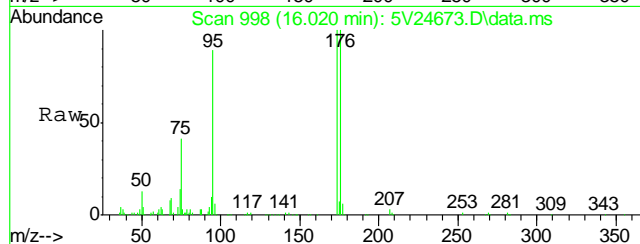
#61  
Toluene-d8  
Concen: 50.44 ug/l  
RT: 13.816 min Scan# 805  
Delta R.T. -0.000 min  
Lab File: 5V24673.D  
Acq: 19 Nov 2012 12:44 pm

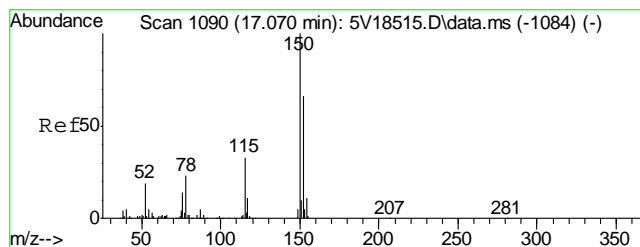
Tgt Ion: 98 Resp: 640357



#69  
4-Bromofluorobenzene  
Concen: 46.49 ug/l  
RT: 16.020 min Scan# 998  
Delta R.T. -0.000 min  
Lab File: 5V24673.D  
Acq: 19 Nov 2012 12:44 pm

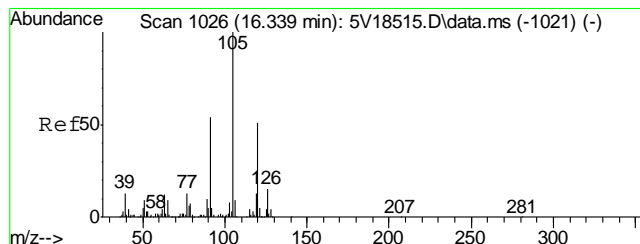
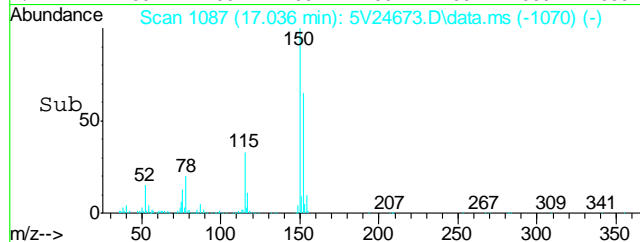
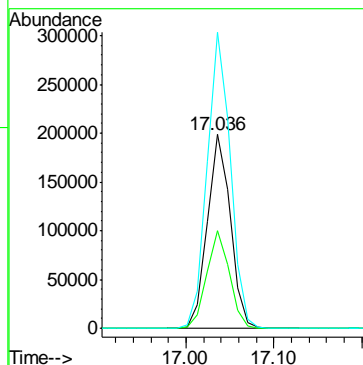
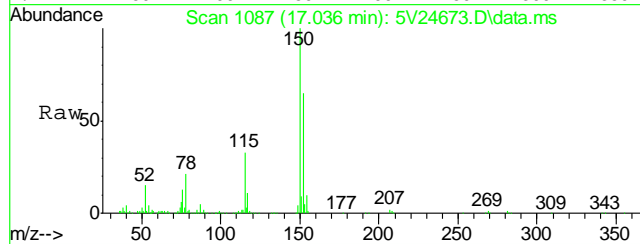
Tgt Ion: 95 Resp: 254413  
Ion Ratio Lower Upper  
95 100  
174 107.9 77.1 117.1  
176 107.3 73.4 113.4





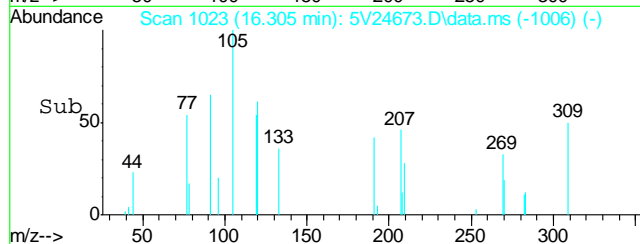
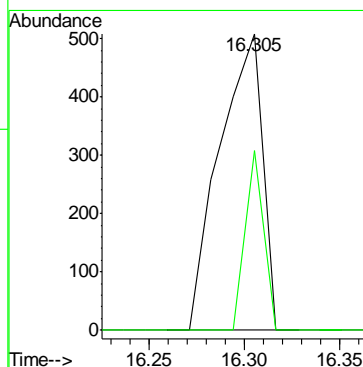
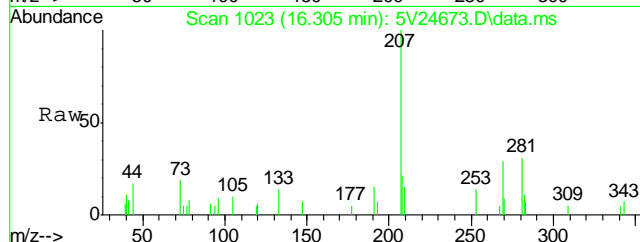
#74  
1,4-Dichlorobenzene-d4  
Concen: 50.00 ug/l  
RT: 17.036 min Scan# 1087  
Delta R.T. -0.000 min  
Lab File: 5V24673.D  
Acq: 19 Nov 2012 12:44 pm

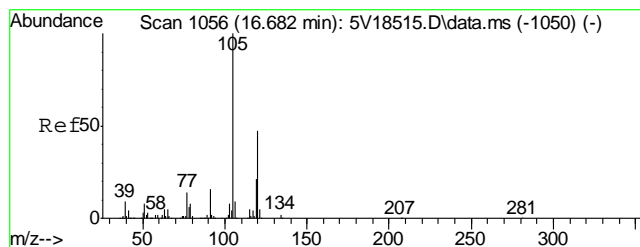
Tgt Ion	Ratio	Lower	Upper
152	100		
115	49.8	41.4	62.0
150	153.6	153.9	230.9#



#80  
1,3,5-Trimethylbenzene  
Concen: 0.05 ug/l  
RT: 16.305 min Scan# 1023  
Delta R.T. -0.000 min  
Lab File: 5V24673.D  
Acq: 19 Nov 2012 12:44 pm

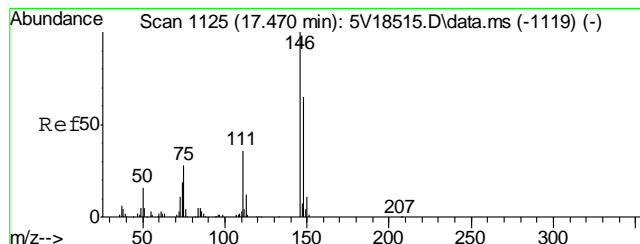
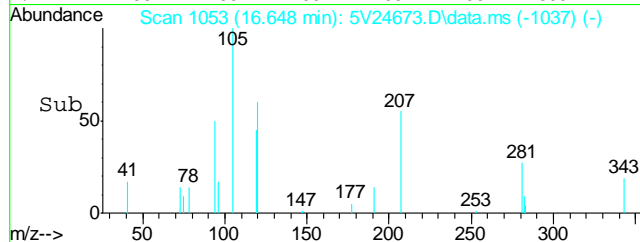
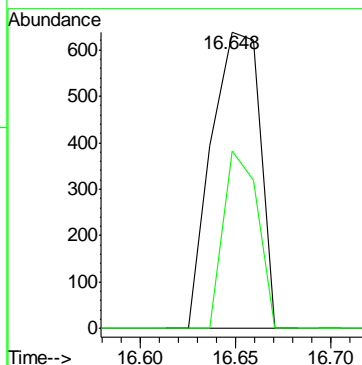
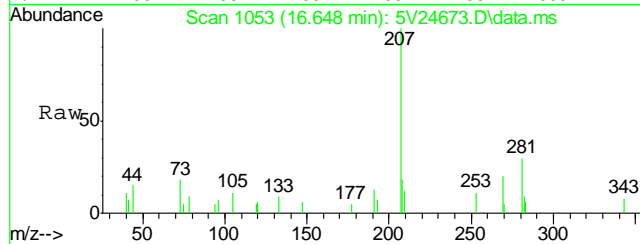
Tgt Ion	Ratio	Lower	Upper
105	100		
120	26.5	40.1	60.1#





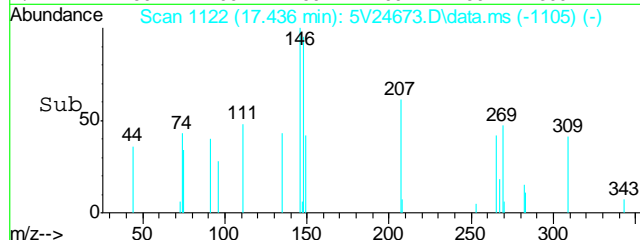
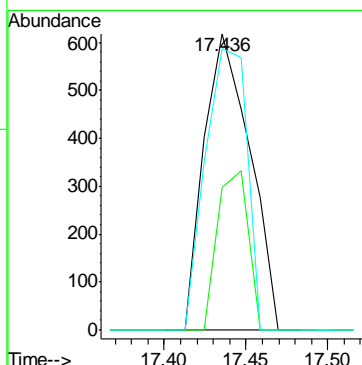
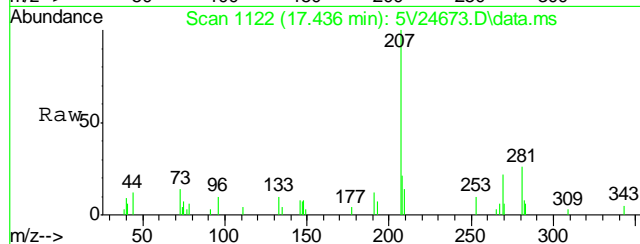
#82  
1,2,4-Trimethylbenzene  
Concen: 0.07 ug/l  
RT: 16.648 min Scan# 1053  
Delta R.T. -0.012 min  
Lab File: 5V24673.D  
Acq: 19 Nov 2012 12:44 pm

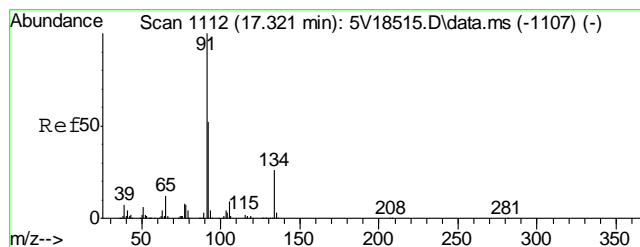
Tgt Ion:105 Resp: 1132  
Ion Ratio Lower Upper  
105 100  
120 42.3 43.8 65.8#



#87  
1,2-Dichlorobenzene  
Concen: 0.11 ug/l  
RT: 17.436 min Scan# 1122  
Delta R.T. -0.000 min  
Lab File: 5V24673.D  
Acq: 19 Nov 2012 12:44 pm

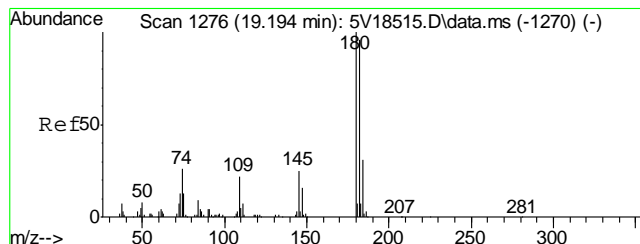
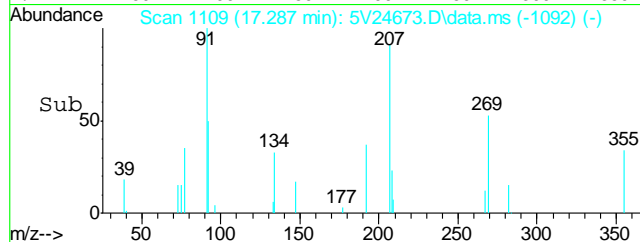
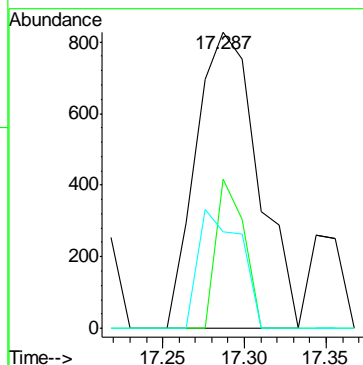
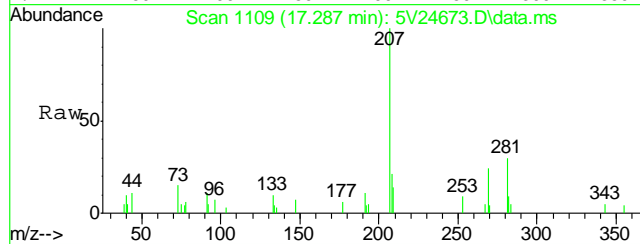
Tgt Ion:146 Resp: 1204  
Ion Ratio Lower Upper  
146 100  
111 35.9 29.9 44.9  
148 85.8 51.9 77.9#





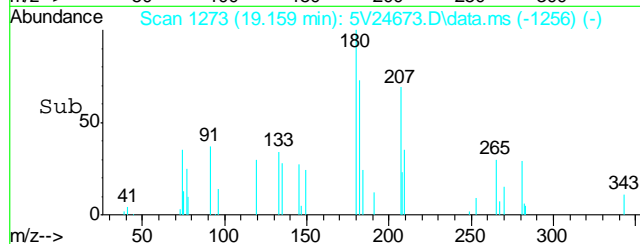
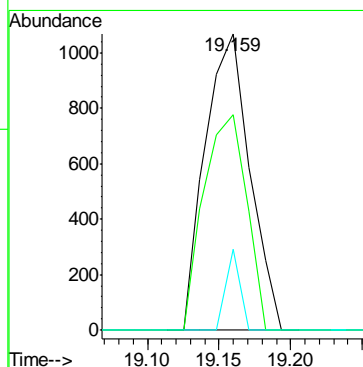
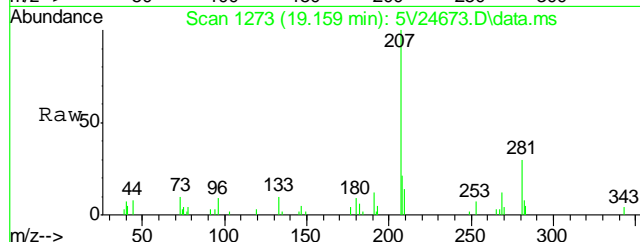
#88  
n-Butylbenzene  
Concen: 0.12 ug/l  
RT: 17.287 min Scan# 1109  
Delta R.T. -0.000 min  
Lab File: 5V24673.D  
Acq: 19 Nov 2012 12:44 pm

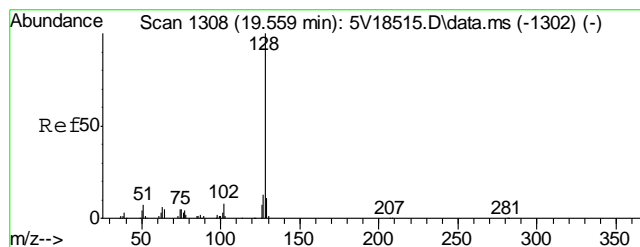
Tgt Ion	Ratio	Lower	Upper
91	100		
92	22.6	42.2	63.4#
134	27.3	21.4	32.2



#90  
1,2,4-Trichlorobenzene  
Concen: 0.23 ug/l  
RT: 19.159 min Scan# 1273  
Delta R.T. -0.000 min  
Lab File: 5V24673.D  
Acq: 19 Nov 2012 12:44 pm

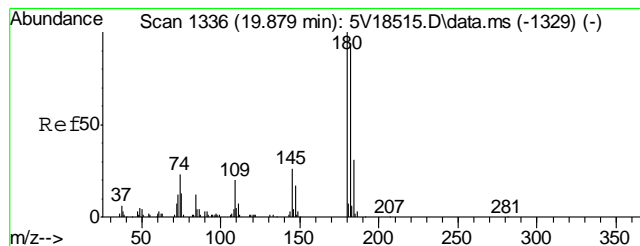
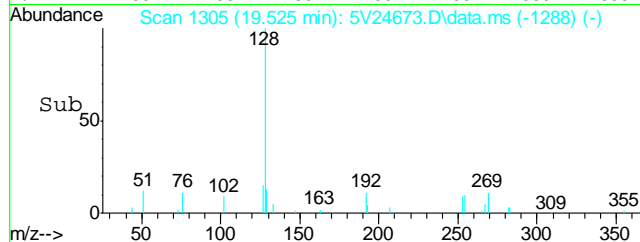
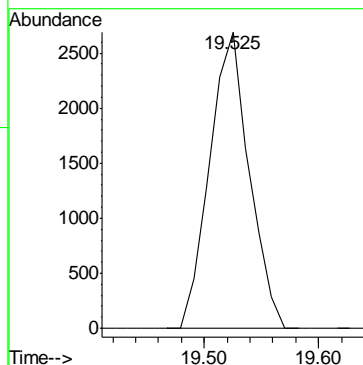
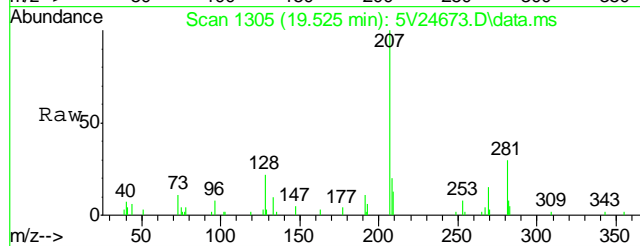
Tgt Ion	Ratio	Lower	Upper
180	100		
182	69.7	76.2	114.4#
145	8.7	20.1	30.1#





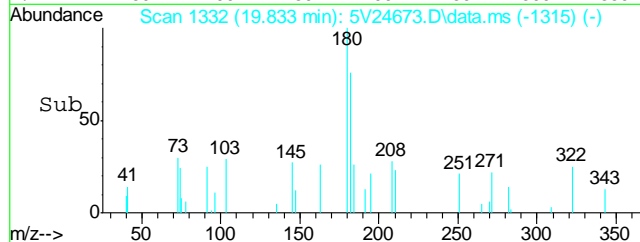
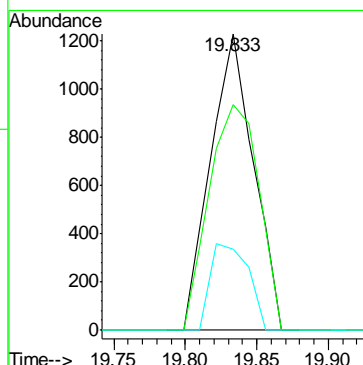
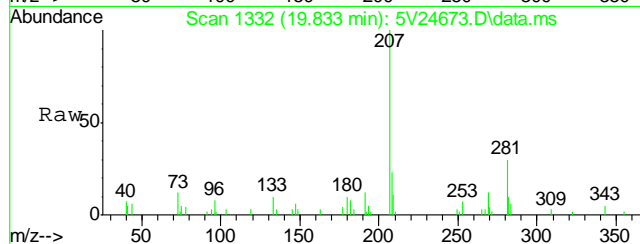
#91  
Naphthalene  
Concen: 0.36 ug/l  
RT: 19.525 min Scan# 1305  
Delta R.T. -0.000 min  
Lab File: 5V24673.D  
Acq: 19 Nov 2012 12:44 pm

Tgt Ion:128 Resp: 6488



#93  
1,2,3-Trichlorobenzene  
Concen: 0.27 ug/l  
RT: 19.833 min Scan# 1332  
Delta R.T. -0.000 min  
Lab File: 5V24673.D  
Acq: 19 Nov 2012 12:44 pm

Tgt Ion:180 Resp: 2556  
Ion Ratio Lower Upper  
180 100  
182 88.7 76.0 114.0  
145 25.5 21.4 32.0



## GC/MS Semi-volatiles

### QC Data Summaries

---

**Includes the following where applicable:**

- Method Blank Summaries
- Blank Spike Summaries
- Matrix Spike and Duplicate Summaries

## Method Blank Summary

Page 1 of 1

Job Number: D41043  
Account: XTOKRWR XTO Energy  
Project: NPU 196-19B

Sample	File ID	DF	Analyzed	By	Prep Date	Prep Batch	Analytical Batch
OP6988-MB	3G12229.D	1	11/26/12	SM	11/20/12	OP6988	E3G577

The QC reported here applies to the following samples:

Method: SW846 8270C BY SIM

D41043-1

CAS No.	Compound	Result	RL	MDL	Units	Q
83-32-9	Acenaphthene	ND	8.3	4.3	ug/kg	
120-12-7	Anthracene	ND	8.3	4.3	ug/kg	
56-55-3	Benzo(a)anthracene	ND	8.3	4.3	ug/kg	
205-99-2	Benzo(b)fluoranthene	ND	8.3	4.3	ug/kg	
207-08-9	Benzo(k)fluoranthene	ND	8.3	4.3	ug/kg	
50-32-8	Benzo(a)pyrene	ND	8.3	4.3	ug/kg	
218-01-9	Chrysene	ND	8.3	4.3	ug/kg	
53-70-3	Dibenzo(a,h)anthracene	ND	8.3	4.3	ug/kg	
206-44-0	Fluoranthene	ND	8.3	4.3	ug/kg	
86-73-7	Fluorene	ND	8.3	4.3	ug/kg	
193-39-5	Indeno(1,2,3-cd)pyrene	ND	8.3	4.3	ug/kg	
91-20-3	Naphthalene	ND	12	10	ug/kg	
129-00-0	Pyrene	ND	8.3	4.3	ug/kg	

CAS No.	Surrogate Recoveries	Limits
4165-60-0	Nitrobenzene-d5	97% 10-159%
321-60-8	2-Fluorobiphenyl	99% 19-131%
1718-51-0	Terphenyl-d14	91% 18-150%

8.1.1

8

## Blank Spike Summary

Page 1 of 1

Job Number: D41043  
Account: XTOKRWR XTO Energy  
Project: NPU 196-19B

Sample	File ID	DF	Analyzed	By	Prep Date	Prep Batch	Analytical Batch
OP6988-BS	3G12230.D	1	11/26/12	SM	11/20/12	OP6988	E3G577

The QC reported here applies to the following samples:

Method: SW846 8270C BY SIM

D41043-1

CAS No.	Compound	Spike ug/kg	BSP ug/kg	BSP %	Limits
83-32-9	Acenaphthene	83.3	93.9	113	68-130
120-12-7	Anthracene	83.3	80.2	96	67-130
56-55-3	Benzo(a)anthracene	83.3	82.1	99	65-130
205-99-2	Benzo(b)fluoranthene	83.3	71.9	86	44-130
207-08-9	Benzo(k)fluoranthene	83.3	74.2	89	56-131
50-32-8	Benzo(a)pyrene	83.3	77.6	93	62-130
218-01-9	Chrysene	83.3	73.8	89	70-130
53-70-3	Dibenzo(a,h)anthracene	83.3	75.6	91	55-130
206-44-0	Fluoranthene	83.3	78.6	94	70-130
86-73-7	Fluorene	83.3	79.4	95	70-130
193-39-5	Indeno(1,2,3-cd)pyrene	83.3	75.5	91	56-130
91-20-3	Naphthalene	83.3	102	122	70-130
129-00-0	Pyrene	83.3	75.6	91	70-130

CAS No.	Surrogate Recoveries	BSP	Limits
4165-60-0	Nitrobenzene-d5	90%	10-159%
321-60-8	2-Fluorobiphenyl	93%	19-131%
1718-51-0	Terphenyl-d14	86%	18-150%

\* = Outside of Control Limits.

# Matrix Spike/Matrix Spike Duplicate Summary

Page 1 of 1

Job Number: D41043  
Account: XTOKRWR XTO Energy  
Project: NPU 196-19B

Sample	File ID	DF	Analyzed	By	Prep Date	Prep Batch	Analytical Batch
OP6988-MS	3G12232.D	1	11/26/12	SM	11/20/12	OP6988	E3G577
OP6988-MSD	3G12233.D	1	11/26/12	SM	11/20/12	OP6988	E3G577
D41014-1	3G12231.D	1	11/26/12	SM	11/20/12	OP6988	E3G577

The QC reported here applies to the following samples:

Method: SW846 8270C BY SIM

D41043-1

CAS No.	Compound	D41014-1 ug/kg	Q	Spike ug/kg	MS ug/kg	MS %	MSD ug/kg	MSD %	RPD	Limits Rec/RPD
83-32-9	Acenaphthene	ND		96.2	110	114	103	107	7	25-151/30
120-12-7	Anthracene	ND		96.2	96.8	101	93.9	98	3	39-159/30
56-55-3	Benzo(a)anthracene	ND		96.2	98.2	102	95.3	99	3	39-168/30
205-99-2	Benzo(b)fluoranthene	ND		96.2	83.8	87	83.2	86	1	24-163/30
207-08-9	Benzo(k)fluoranthene	ND		96.2	88.6	92	85.5	89	4	10-188/30
50-32-8	Benzo(a)pyrene	ND		96.2	92.1	96	88.2	92	4	32-144/30
218-01-9	Chrysene	ND		96.2	88.5	92	84.3	88	5	43-150/30
53-70-3	Dibenzo(a,h)anthracene	ND		96.2	84.5	88	85.3	89	1	21-152/30
206-44-0	Fluoranthene	ND		96.2	99.2	103	95.6	99	4	36-157/30
86-73-7	Fluorene	ND		96.2	98.0	102	94.0	98	4	10-182/30
193-39-5	Indeno(1,2,3-cd)pyrene	ND		96.2	87.0	90	84.6	88	3	20-154/30
91-20-3	Naphthalene	34.8		96.2	134	103	111	79	19	10-163/30
129-00-0	Pyrene	ND		96.2	95.0	99	91.8	95	3	25-180/30

CAS No.	Surrogate Recoveries	MS	MSD	D41014-1	Limits
4165-60-0	Nitrobenzene-d5	86%	74%	80%	10-159%
321-60-8	2-Fluorobiphenyl	84%	80%	85%	19-131%
1718-51-0	Terphenyl-d14	80%	78%	85%	18-150%

\* = Outside of Control Limits.

## GC/MS Semi-volatiles

### Raw Data

## Quantitation Report (QT Reviewed)

Data Path : C:\msdchem\1\DATA\112612\  
 Data File : 3g12236.D  
 Acq On : 26 Nov 2012 8:52 pm  
 Operator : SARAHM1  
 Sample : D41043-1  
 Misc : OP6988,E3G577,30.04,,,1,1  
 ALS Vial : 14 Sample Multiplier: 1

Quant Time: Nov 27 09:31:04 2012  
 Quant Method : C:\msdchem\1\METHODS\SIMPE3G574.M  
 Quant Title : PAHSIM BASE  
 QLast Update : Mon Nov 26 15:39:31 2012  
 Response via : Initial Calibration

Internal Standards	R.T.	QIon	Response	Conc	Units	Dev(Min)
1) Naphthalene-d8	5.707	136	156248	4.0000	ug/mL	0.00
6) Acenaphthene-d10	7.424	164	101854	4.0000	ug/mL	0.01
15) Phenanthrene-d10	8.902	188	157307	4.0000	ug/mL	-0.05
19) Chrysene-d12	11.535	240	116877	4.0000	ug/mL	0.00
24) Perylene-d12	12.913	264	68506	4.0000	ug/mL	0.00

## System Monitoring Compounds

2) Nitrobenzene-d5	5.021	82	548084	36.4851	ug/mL	0.00
Spiked Amount 50.000	Range 25 - 135		Recovery =	72.98%		
7) 2-Fluorobiphenyl	6.751	172	1399181	37.6576	ug/mL	0.00
Spiked Amount 50.000	Range 25 - 135		Recovery =	75.32%		
21) Terphenyl-d14	10.493	244	625288	41.0482	ug/mL	0.00
Spiked Amount 50.000	Range 25 - 135		Recovery =	82.10%		

## Target Compounds

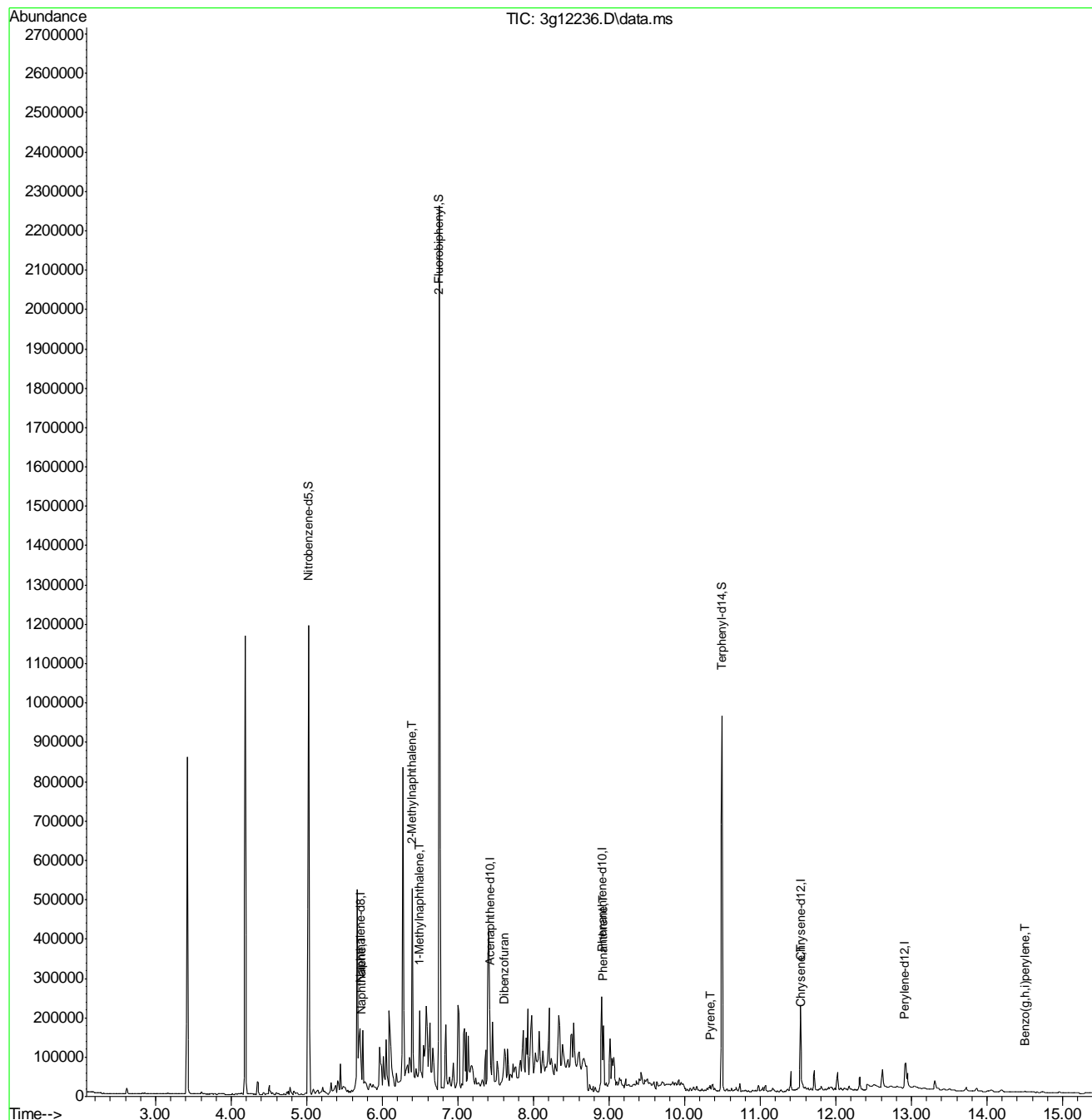
					Qvalue
3) N-Nitrosodimethylamine	2.429	74	25	N.D.	
4) N-Nitrosodi-propylamine	0.000	70	0	N.D. d	
5) Naphthalene	5.719	128	47760	1.1686 ug/mL	88
8) 2-Methylnaphthalene	6.392	142	191643	6.0266 ug/mL	91
9) 1-Methylnaphthalene	6.492	142	62033m	2.0923 ug/mL	
10) Acenaphthylene	7.259	152	2650	N.D.	
11) Acenaphthene	0.000	154	0	N.D. d	
12) Dibenzofuran	7.613	168	17805	0.3495 ug/mL	96
13) Fluorene	0.000	166	0	N.D. d	
14) Diphenylamine	0.000	169	0	N.D. d	
16) Phenanthrene	8.926	178	96517	1.7717 ug/mL#	70
17) Anthracene	0.000	178	0	N.D. d	
18) Fluoranthene	0.000	202	0	N.D. d	
20) Pyrene	10.335	202	10509	0.1638 ug/mL#	53
22) Benzo(a)anthracene	0.000	228	0	N.D. d	
23) Chrysene	11.542	228	10286	0.1809 ug/mL	88
25) Benzo(b)fluoranthene	0.000	252	0	N.D. d	
26) Benzo(k)fluoranthene	0.000	252	0	N.D. d	
27) Benzo(a)pyrene	0.000	252	0	N.D. d	
28) Indeno(1,2,3-cd)pyrene	0.000	276	0	N.D. d	
29) Dibenz(a,h)anthracene	0.000	278	0	N.D. d	
30) Benzo(g,h,i)perylene	14.501	276	2453	0.0521 ug/mL	89

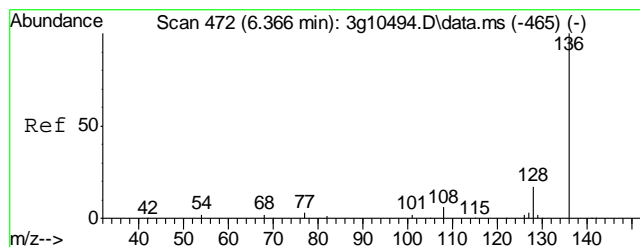
(#) = qualifier out of range (m) = manual integration (+) = signals summed

Quantitation Report (QT Reviewed)

Data Path : C:\msdchem\1\DATA\112612\  
 Data File : 3g12236.D  
 Acq On : 26 Nov 2012 8:52 pm  
 Operator : SARAHM1  
 Sample : D41043-1  
 Misc : OP6988,E3G577,30.04,,,1,1  
 ALS Vial : 14 Sample Multiplier: 1

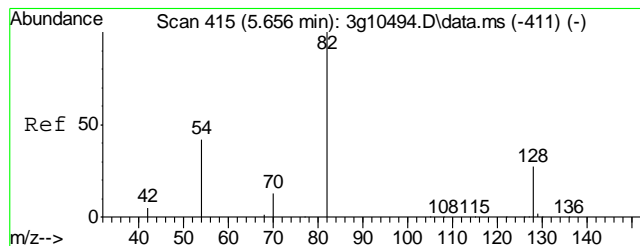
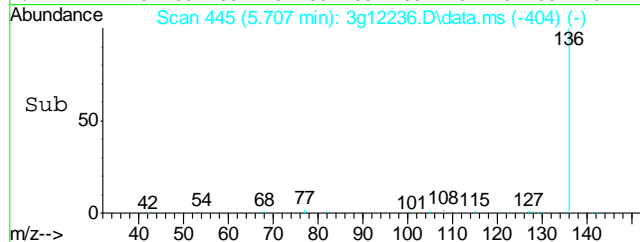
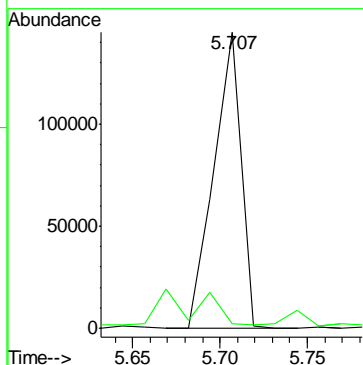
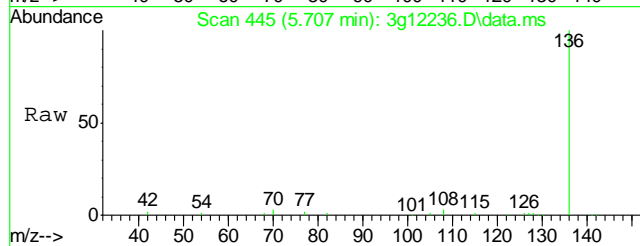
Quant Time: Nov 27 09:31:04 2012  
 Quant Method : C:\msdchem\1\METHODS\SIMPE3G574.M  
 Quant Title : PAHSIM BASE  
 QLast Update : Mon Nov 26 15:39:31 2012  
 Response via : Initial Calibration





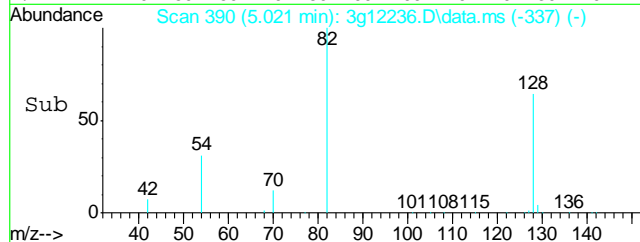
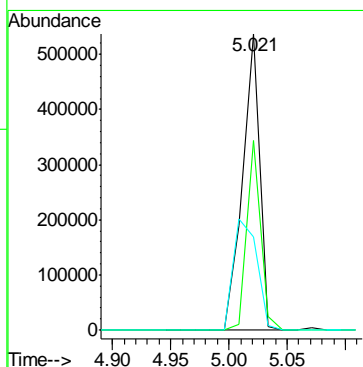
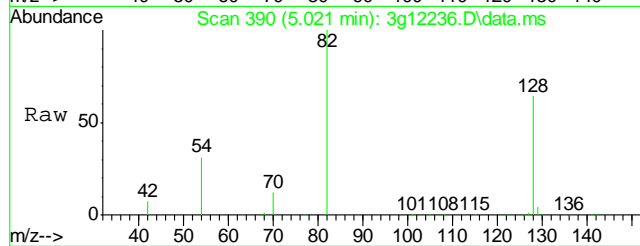
#1  
Naphthalene-d8  
Concen: 4.0000 ug/mL  
RT: 5.707 min Scan# 445  
Delta R.T. 0.005 min  
Lab File: 3g12236.D  
Acq: 26 Nov 12 8:52 pm

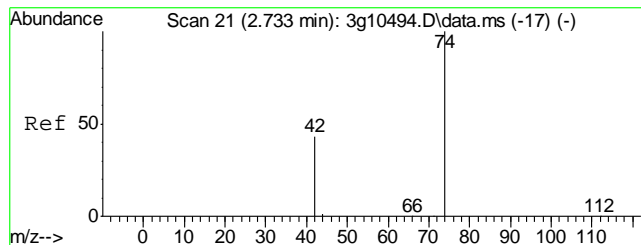
Tgt Ion	Ratio	Lower	Upper
136	100		
68	20.0	0.0	21.7



#2  
Nitrobenzene-d5  
Concen: 36.4851 ug/mL  
RT: 5.021 min Scan# 390  
Delta R.T. -0.005 min  
Lab File: 3g12236.D  
Acq: 26 Nov 12 8:52 pm

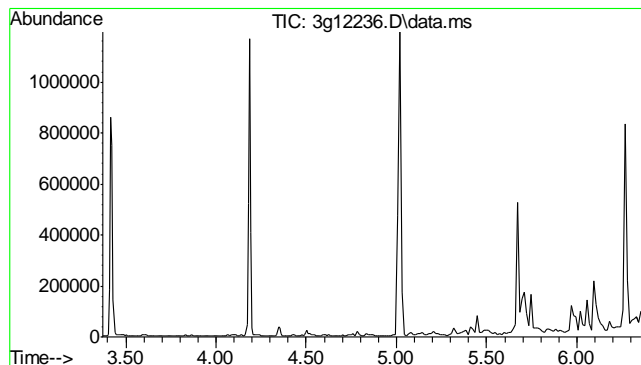
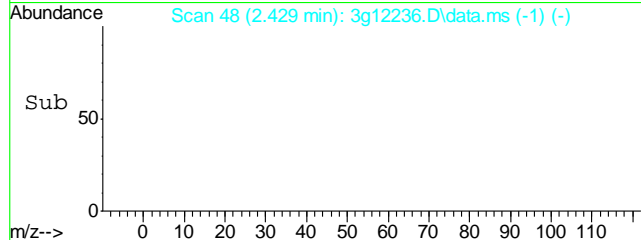
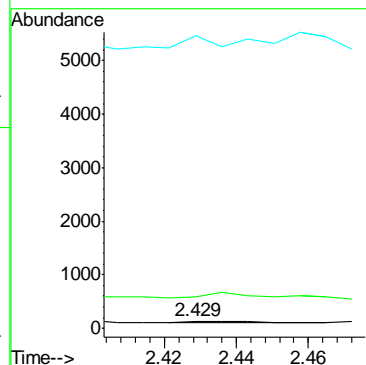
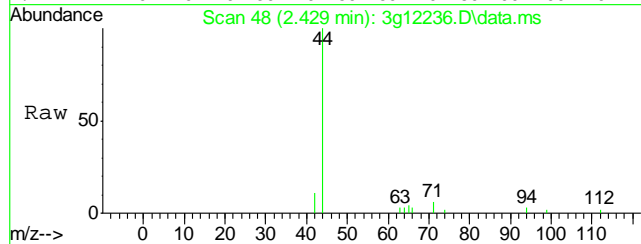
Tgt Ion	Ratio	Lower	Upper
82	100		
128	51.7	30.7	70.7
54	51.7	36.8	76.8





#3  
N-Nitrosodimethylamine  
Concen: Below ug/mL  
RT: 2.429 min Scan# 48  
Delta R.T. -0.021 min  
Lab File: 3g12236.D  
Acq: 26 Nov 12 8:52 pm

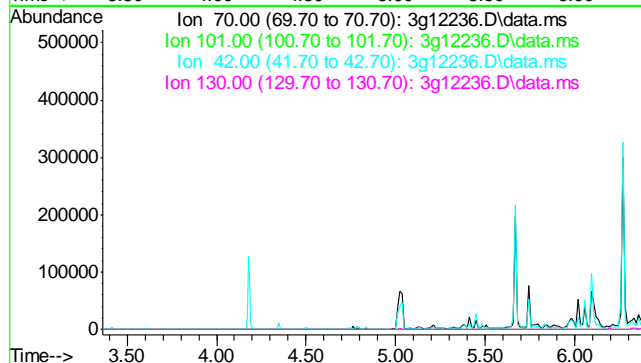
Tgt Ion: 74 Resp: 25  
Ion Ratio Lower Upper  
74 100  
42 624.0 53.9 93.9#  
44 0.0 0.0 24.2

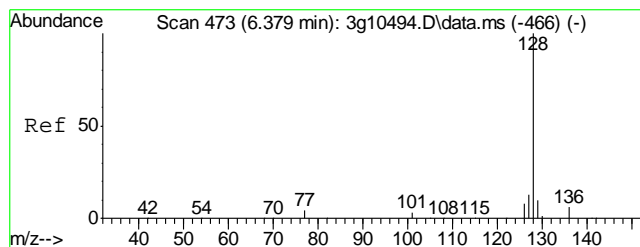


#4  
N-Nitrosodi-propylamine  
Concen: N.D. ug/mL  
Expected RT: 4.87 min

Lab File: 3g12236.D  
Acq: 26 Nov 12 8:52 pm

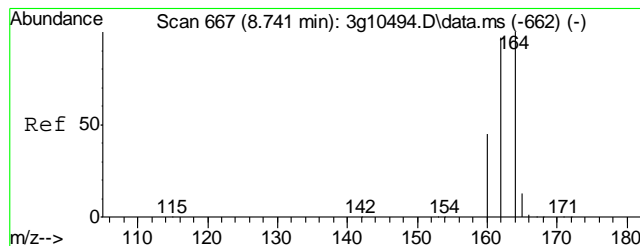
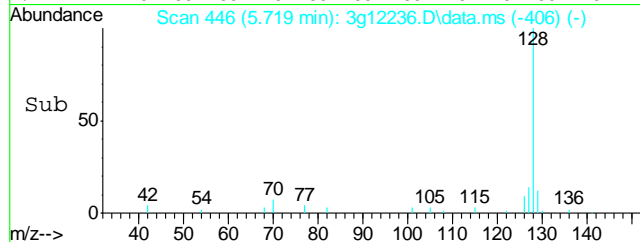
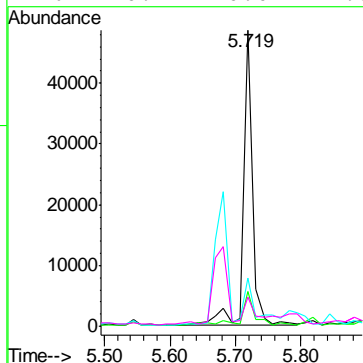
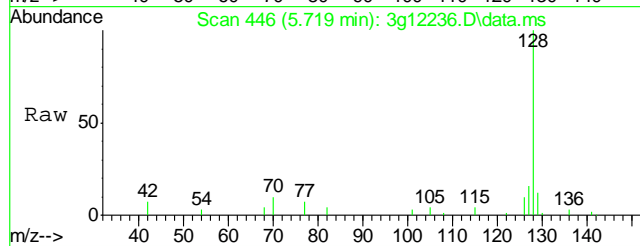
Tgt Ion: 70  
Sig Exp Ratio  
70 100  
101 13.9  
42 52.4  
130 27.1





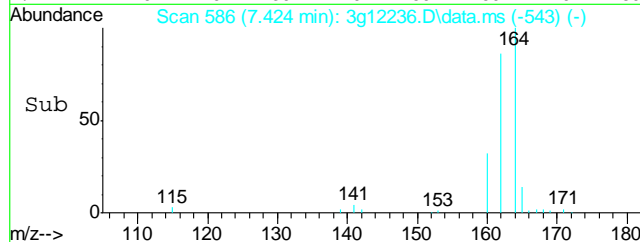
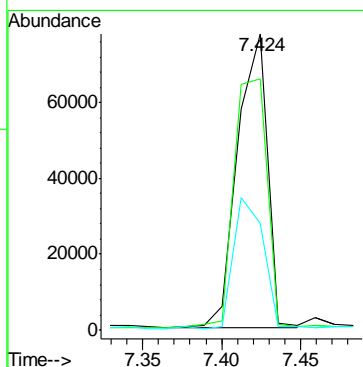
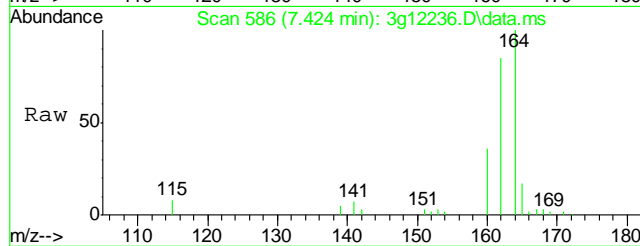
#5  
Naphthalene  
Concen: 1.1686 ug/mL  
RT: 5.719 min Scan# 446  
Delta R.T. -0.007 min  
Lab File: 3g12236.D  
Acq: 26 Nov 12 8:52 pm

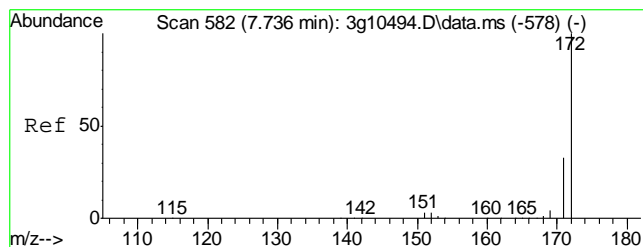
Tgt Ion	Ratio	Lower	Upper
128	100		
129	17.8	0.0	31.0
127	15.7	0.0	32.8
126	10.7	0.0	27.5



#6  
Acenaphthene-d10  
Concen: 4.0000 ug/mL  
RT: 7.424 min Scan# 586  
Delta R.T. 0.011 min  
Lab File: 3g12236.D  
Acq: 26 Nov 12 8:52 pm

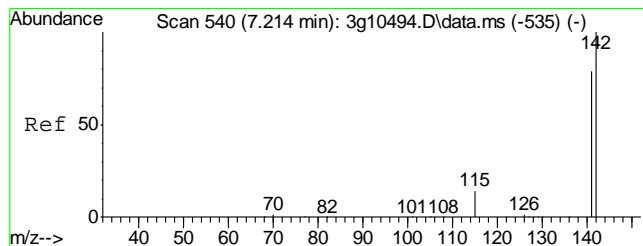
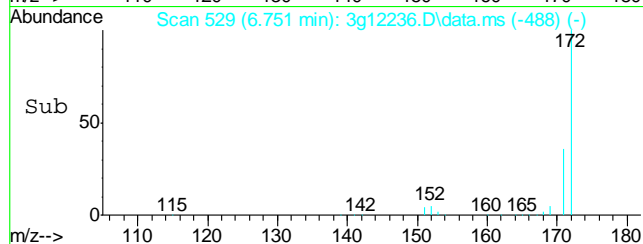
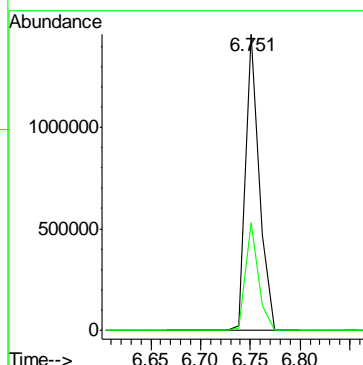
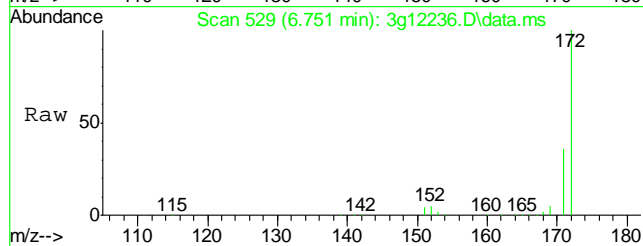
Tgt Ion	Ratio	Lower	Upper
164	100		
162	94.2	84.8	124.8
160	45.0	33.9	73.9





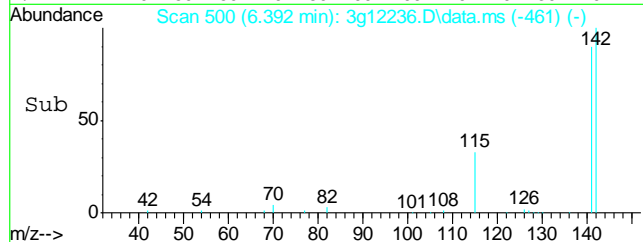
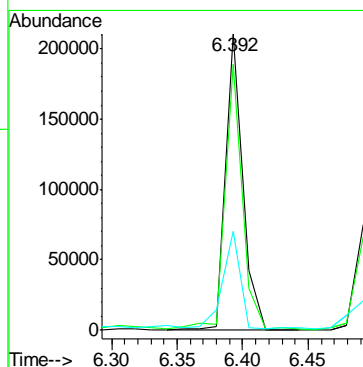
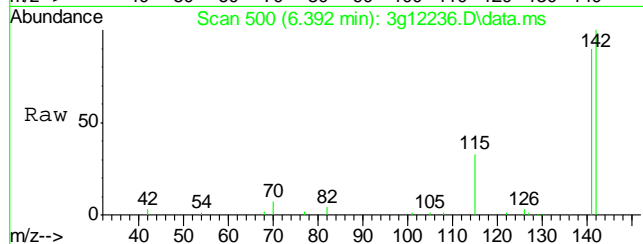
#7  
2-Fluorobiphenyl  
Concen: 37.6576 ug/mL  
RT: 6.751 min Scan# 529  
Delta R.T. 0.004 min  
Lab File: 3g12236.D  
Acq: 26 Nov 12 8:52 pm

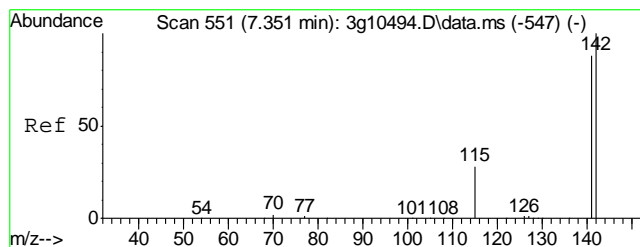
Tgt Ion	Ratio	Lower	Upper
172	100		
171	34.1	12.6	52.6



#8  
2-Methylnaphthalene  
Concen: 6.0266 ug/mL  
RT: 6.392 min Scan# 500  
Delta R.T. -0.013 min  
Lab File: 3g12236.D  
Acq: 26 Nov 12 8:52 pm

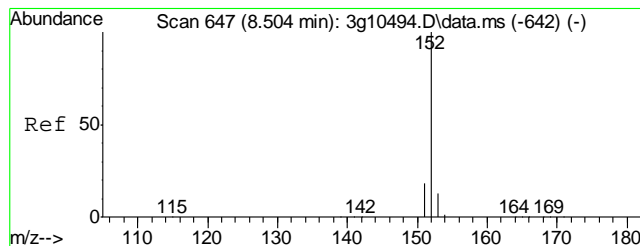
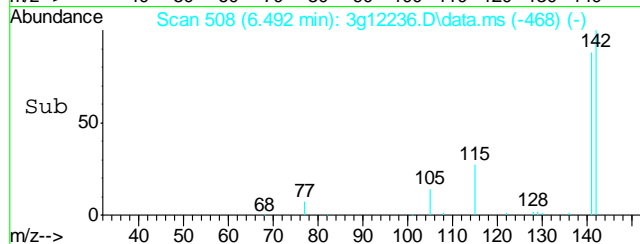
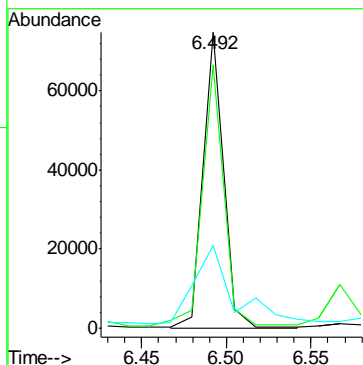
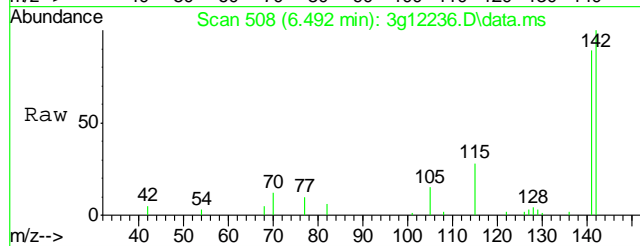
Tgt Ion	Ratio	Lower	Upper
142	100		
141	89.2	64.0	104.0
115	37.2	7.1	47.1





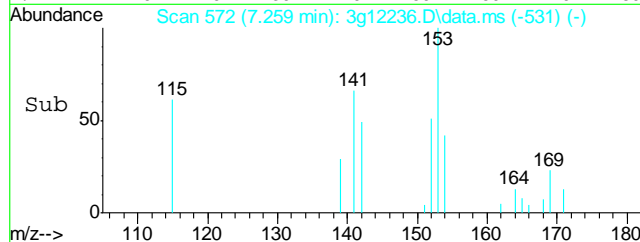
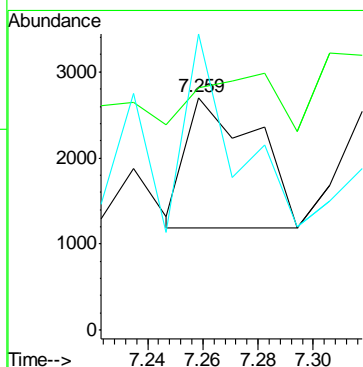
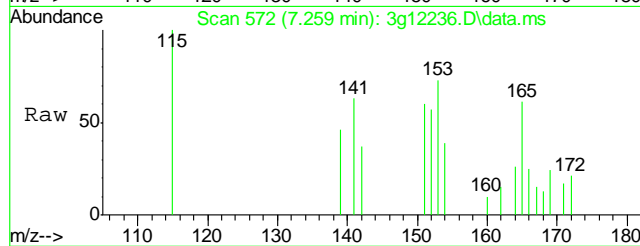
#9  
1-Methylnaphthalene  
Concen: 2.0923 ug/mL m  
RT: 6.492 min Scan# 508  
Delta R.T. 0.001 min  
Lab File: 3g12236.D  
Acq: 26 Nov 12 8:52 pm

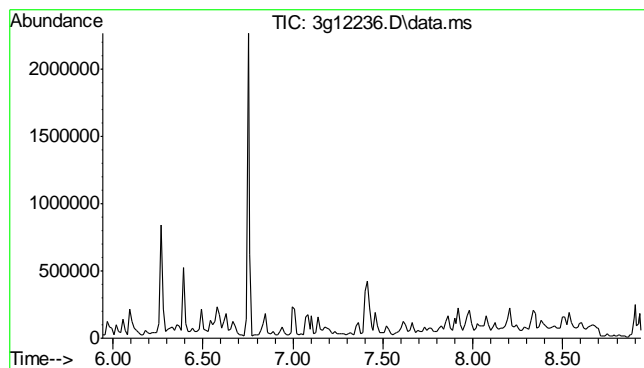
Tgt Ion	Ratio	Lower	Upper
142	100		
141	275.6	65.4	105.4#
115	114.8	9.7	49.7#



#10  
Acenaphthylene  
Concen: Below ug/mL  
RT: 7.259 min Scan# 572  
Delta R.T. -0.014 min  
Lab File: 3g12236.D  
Acq: 26 Nov 12 8:52 pm

Tgt Ion	Ratio	Lower	Upper
152	100		
151	61.6	0.0	39.3#
153	108.3	0.0	32.8#

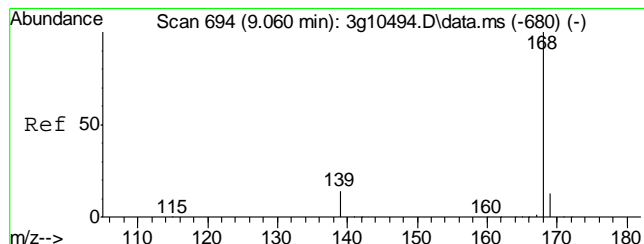
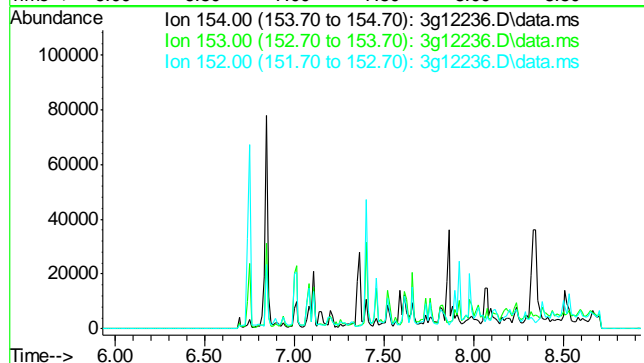




#11  
 Acenaphthene  
 Concen: N.D. ug/mL  
 Expected RT: 7.44 min  
  
 Lab File: 3g12236.D  
 Acq: 26 Nov 12 8:52 pm

Tgt Ion: 154  

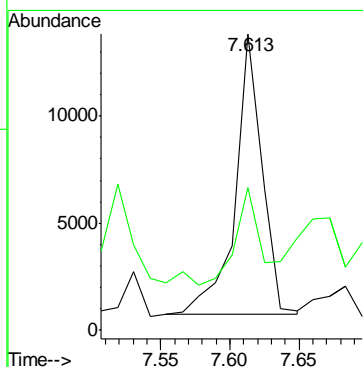
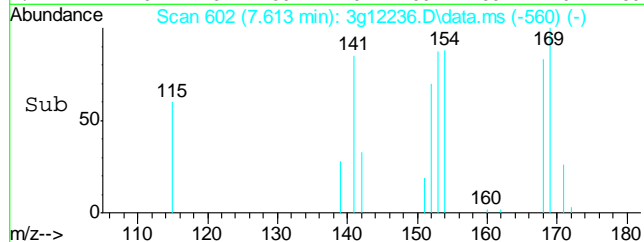
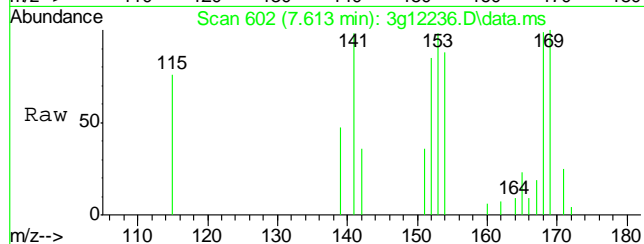
Sig	Exp Ratio
154	100
153	104.1
152	50.2

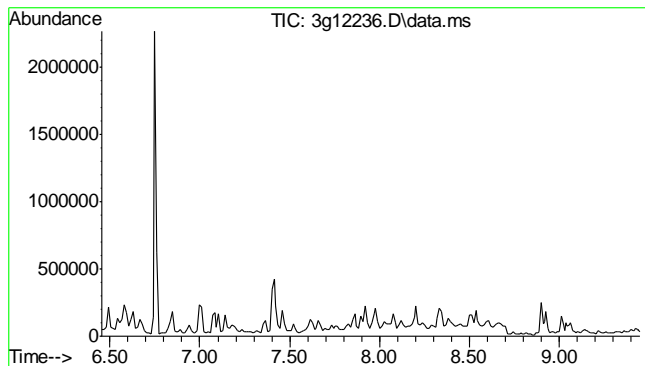


#12  
 Dibenzofuran  
 Concen: 0.3495 ug/mL  
 RT: 7.613 min Scan# 602  
 Delta R.T. 0.002 min  
 Lab File: 3g12236.D  
 Acq: 26 Nov 12 8:52 pm

Tgt Ion: 168 Resp: 17805  

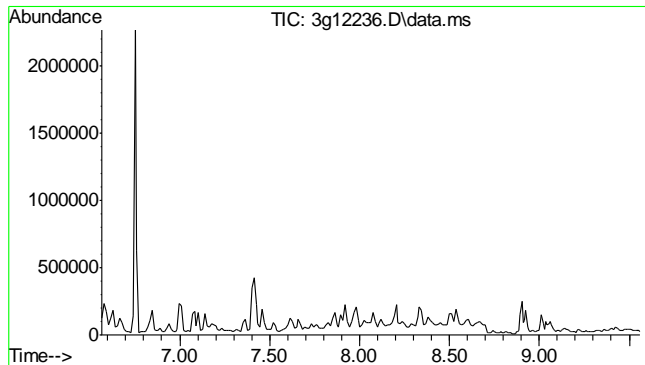
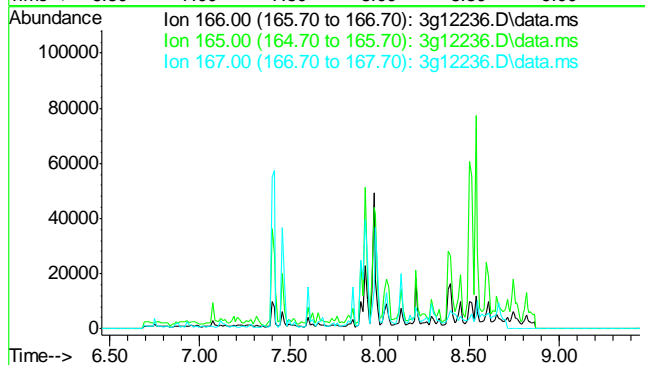
Ion	Ratio	Lower	Upper
168	100		
139	33.1	10.9	50.9





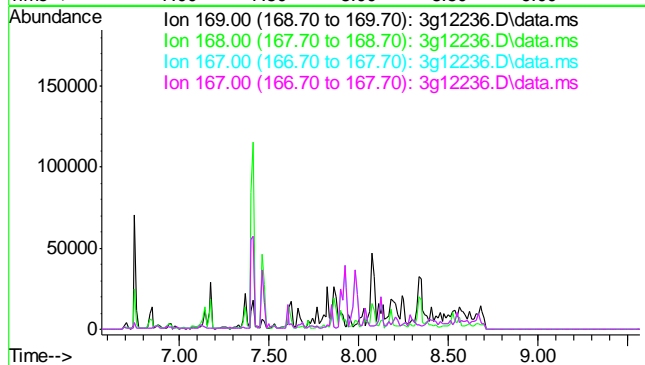
#13  
Fluorene  
Concen: N.D. ug/mL  
Expected RT: 7.95 min  
  
Lab File: 3g12236.D  
Acq: 26 Nov 12 8:52 pm

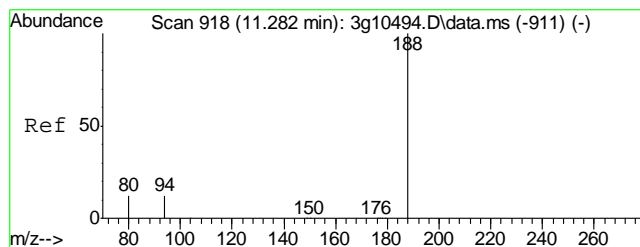
Tgt Ion:	166
Sig	Exp Ratio
166	100
165	89.6
167	13.5



#14  
Diphenylamine  
Concen: N.D. ug/mL  
Expected RT: 8.07 min  
  
Lab File: 3g12236.D  
Acq: 26 Nov 12 8:52 pm

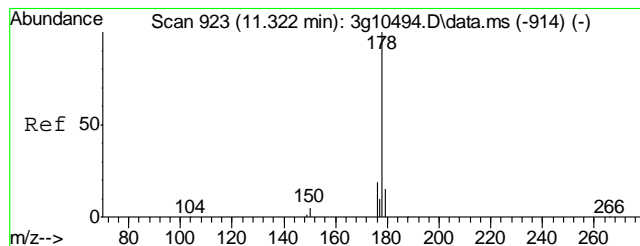
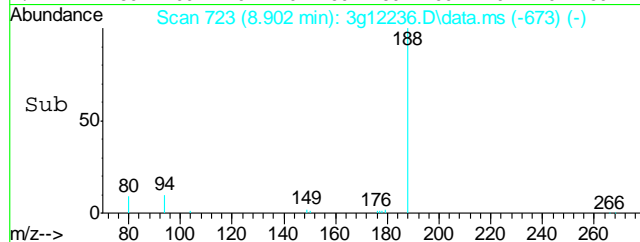
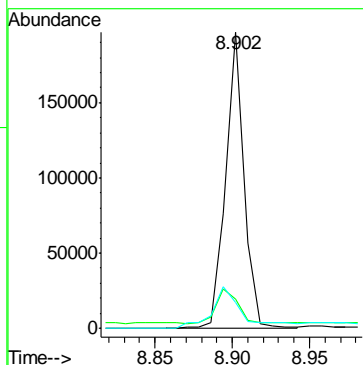
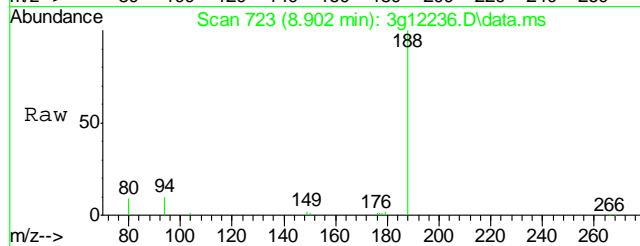
Tgt Ion:	169
Sig	Exp Ratio
169	100
168	60.9
167	33.6
167	33.6





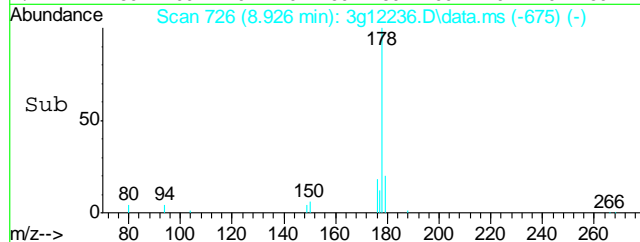
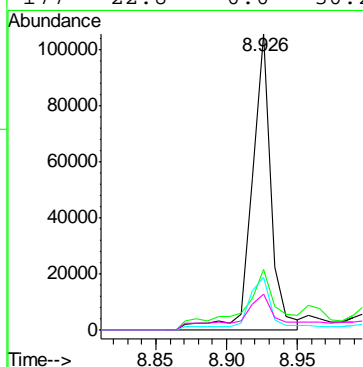
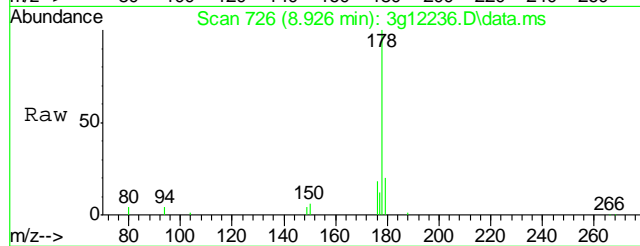
#15  
Phenanthrene-d10  
Concen: 4.0000 ug/mL  
RT: 8.902 min Scan# 723  
Delta R.T. -0.054 min  
Lab File: 3g12236.D  
Acq: 26 Nov 12 8:52 pm

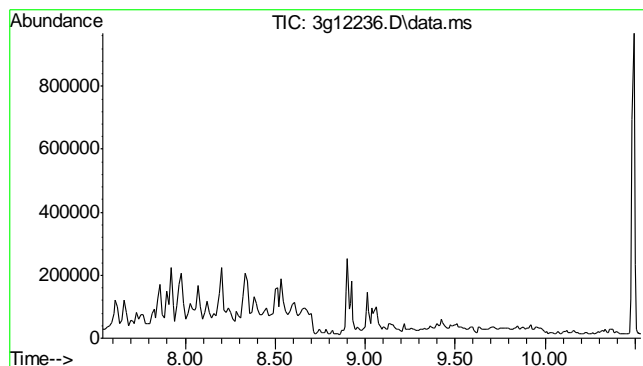
Tgt Ion:188	Resp:	157307
Ion Ratio	Lower	Upper
188	100	
94	13.9	0.0 32.1
80	23.1	0.0 32.0



#16  
Phenanthrene  
Concen: 1.7717 ug/mL  
RT: 8.926 min Scan# 726  
Delta R.T. -0.053 min  
Lab File: 3g12236.D  
Acq: 26 Nov 12 8:52 pm

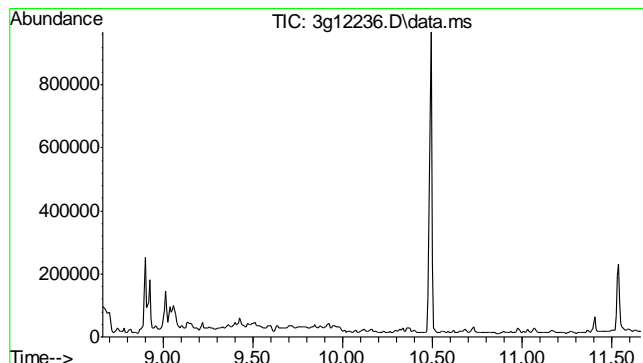
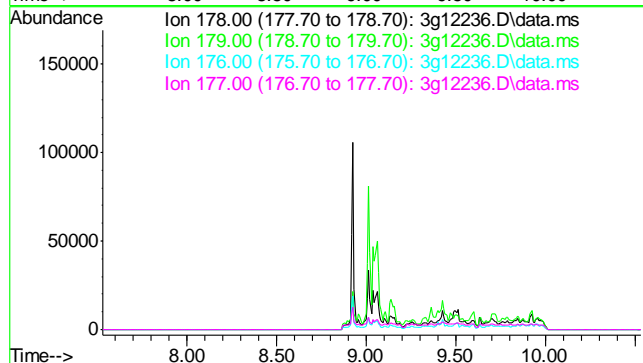
Tgt Ion:178	Resp:	96517
Ion Ratio	Lower	Upper
178	100	
179	37.5	0.0 35.2#
176	22.7	0.0 38.7
177	22.8	0.0 30.2





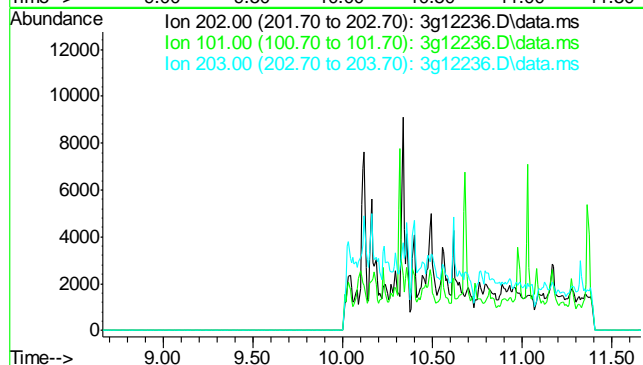
#17  
 Anthracene  
 Concen: N.D. ug/mL  
 Expected RT: 9.03 min  
 Lab File: 3g12236.D  
 Acq: 26 Nov 12 8:52 pm

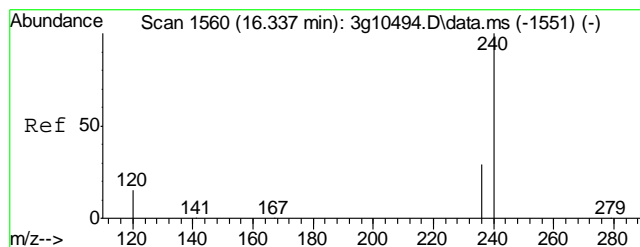
Tgt Ion	Sig	Exp Ratio
178	100	
179	15.3	
176	18.0	
177	8.7	



#18  
 Fluoranthene  
 Concen: N.D. ug/mL  
 Expected RT: 10.16 min  
 Lab File: 3g12236.D  
 Acq: 26 Nov 12 8:52 pm

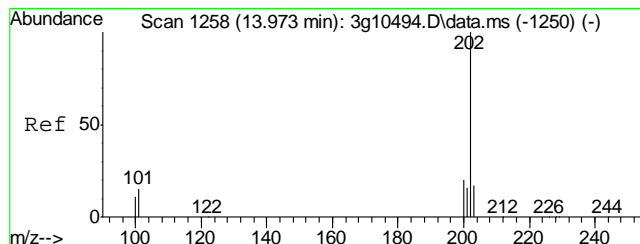
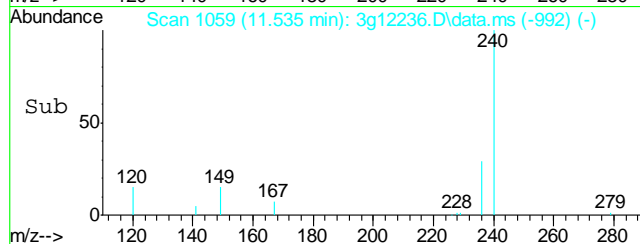
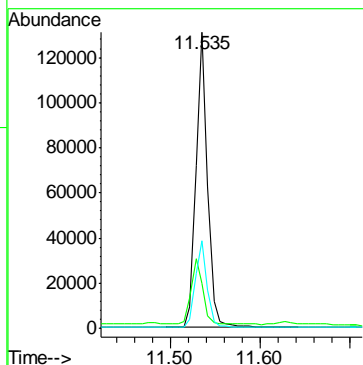
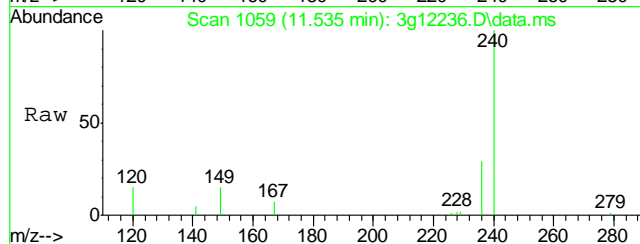
Tgt Ion	Sig	Exp Ratio
202	100	
101	11.8	
203	17.3	





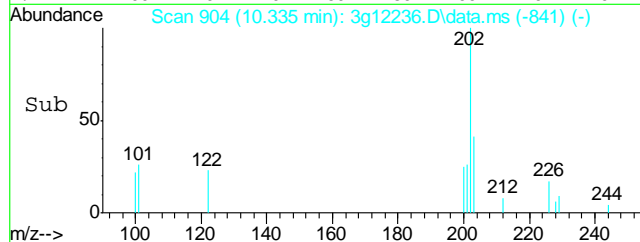
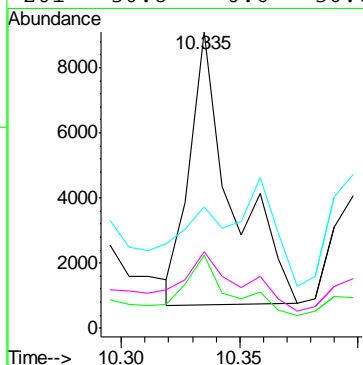
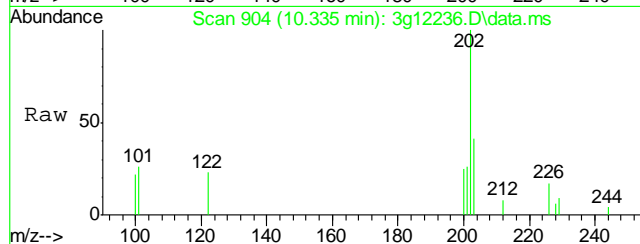
#19  
Chrysene-d12  
Concen: 4.0000 ug/mL  
RT: 11.535 min Scan# 1059  
Delta R.T. 0.005 min  
Lab File: 3g12236.D  
Acq: 26 Nov 12 8:52 pm

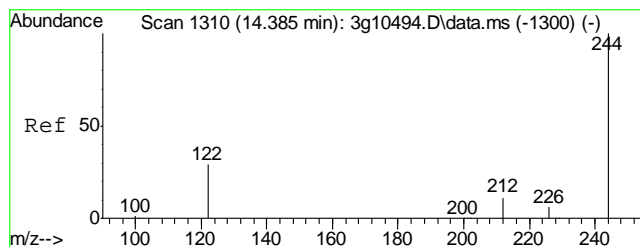
Tgt Ion:	240	Resp:	116877
Ion Ratio	Lower	Upper	
240	100		
120	22.1	0.0	35.5
236	29.6	8.6	48.6



#20  
Pyrene  
Concen: 0.1638 ug/mL  
RT: 10.335 min Scan# 904  
Delta R.T. -0.004 min  
Lab File: 3g12236.D  
Acq: 26 Nov 12 8:52 pm

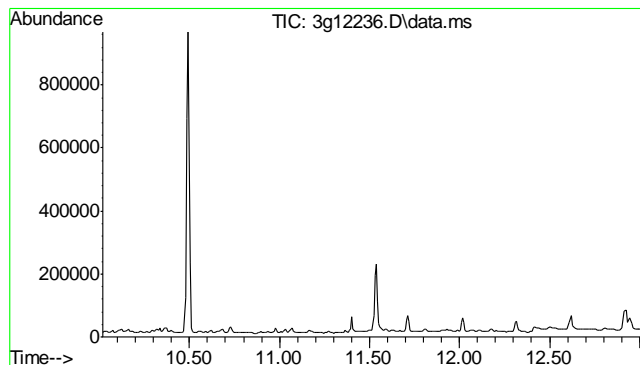
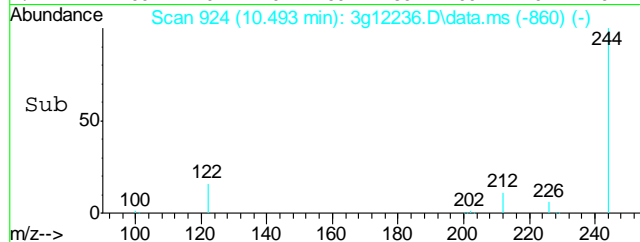
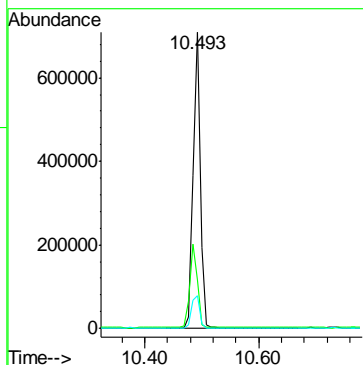
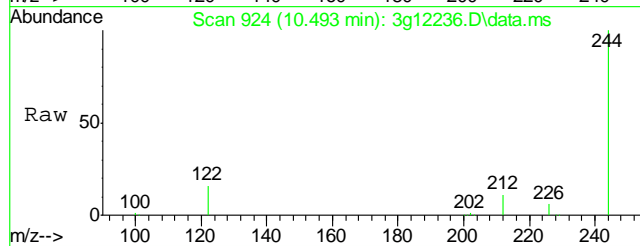
Tgt Ion:	202	Resp:	10509
Ion Ratio	Lower	Upper	
202	100		
200	24.2	0.3	40.3
203	64.3	0.0	37.8#
201	30.8	0.0	36.6





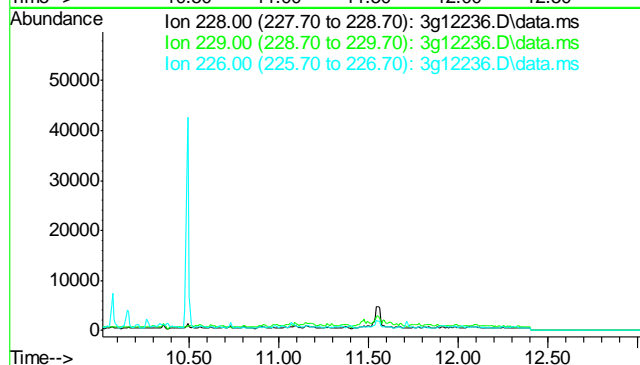
#21  
Terphenyl-d14  
Concen: 41.0482 ug/mL  
RT: 10.493 min Scan# 924  
Delta R.T. 0.005 min  
Lab File: 3g12236.D  
Acq: 26 Nov 12 8:52 pm

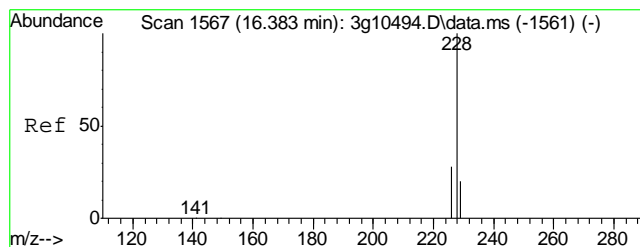
Tgt Ion:	244	Resp:	625288
Ion Ratio	Lower	Upper	
244	100		
122	29.6	4.9	44.9
212	12.4	0.0	32.5



#22  
Benzo(a)anthracene  
Concen: N.D. ug/mL  
Expected RT: 11.52 min  
Lab File: 3g12236.D  
Acq: 26 Nov 12 8:52 pm

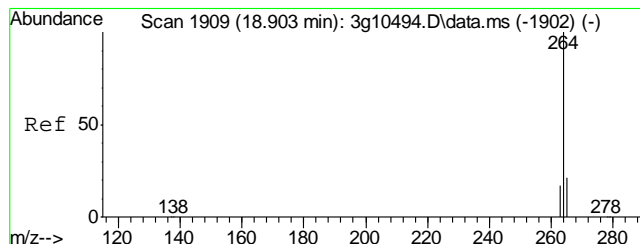
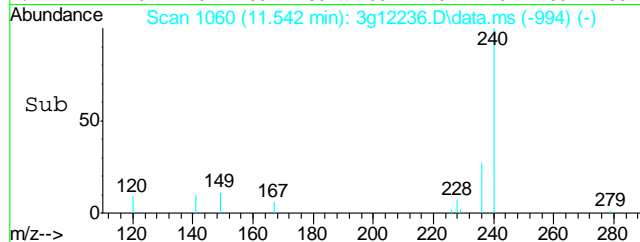
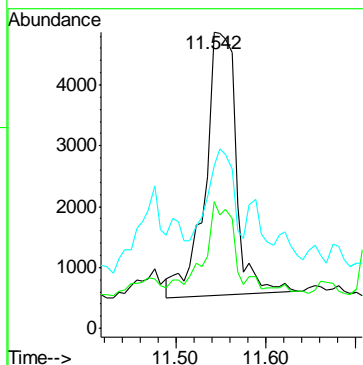
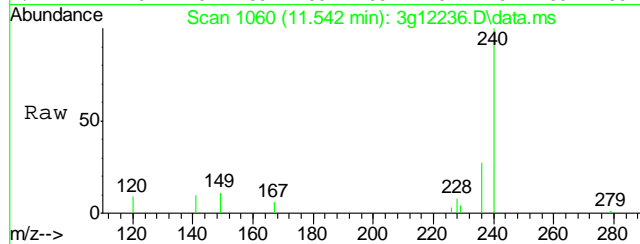
Tgt Ion:	228
Sig	Exp Ratio
228	100
229	19.5
226	26.8





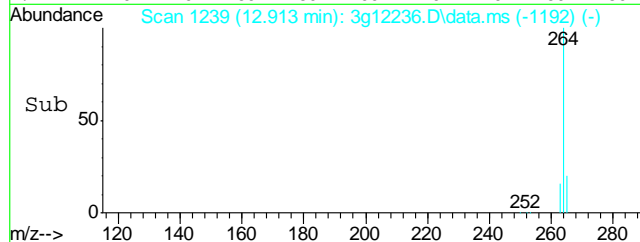
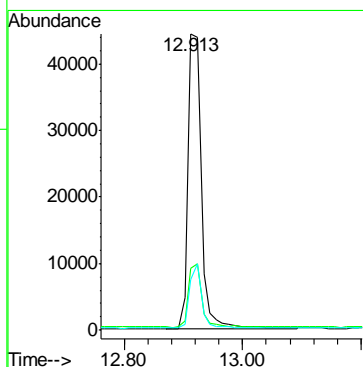
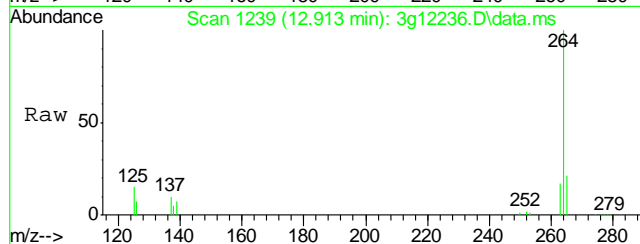
#23  
Chrysene  
Concen: 0.1809 ug/mL  
RT: 11.542 min Scan# 1060  
Delta R.T. -0.008 min  
Lab File: 3g12236.D  
Acq: 26 Nov 12 8:52 pm

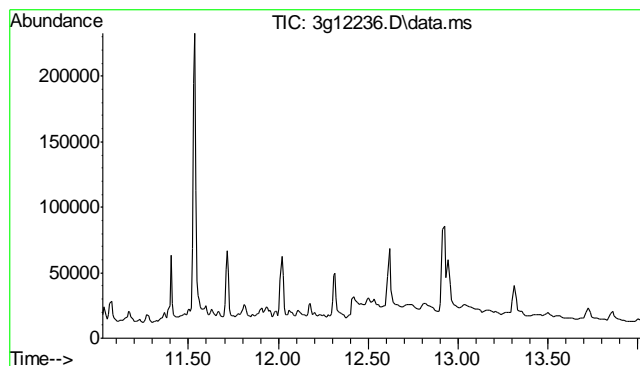
Tgt Ion:	228	Resp:	10286
Ion Ratio	Lower	Upper	
228	100		
226	29.5	8.9	48.9
229	32.1	0.0	39.4



#24  
Perylene-d12  
Concen: 4.0000 ug/mL  
RT: 12.913 min Scan# 1239  
Delta R.T. -0.006 min  
Lab File: 3g12236.D  
Acq: 26 Nov 12 8:52 pm

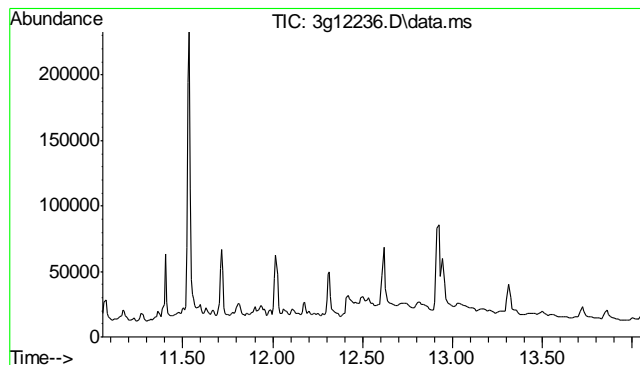
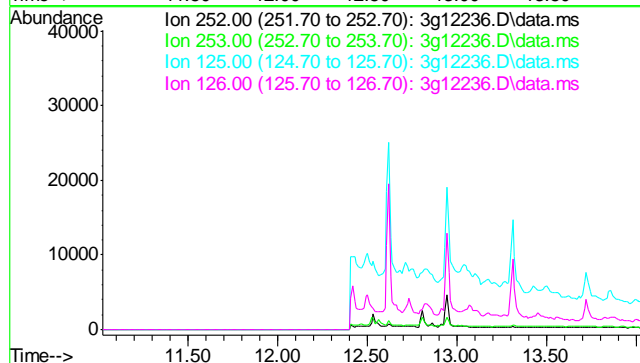
Tgt Ion:	264	Resp:	68506
Ion Ratio	Lower	Upper	
264	100		
265	21.7	0.9	40.9
263	19.8	0.0	36.8





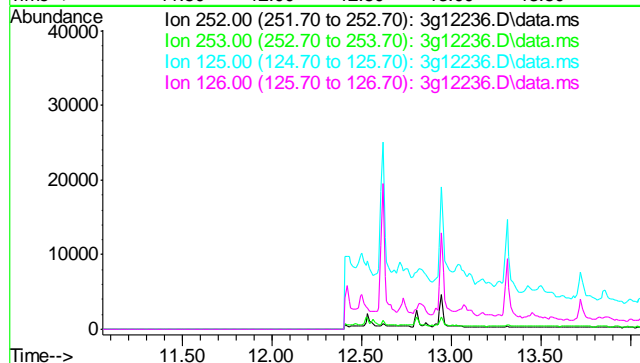
#25  
Benzo(b)fluoranthene  
Concen: N.D. ug/mL  
Expected RT: 12.52 min  
  
Lab File: 3g12236.D  
Acq: 26 Nov 12 8:52 pm

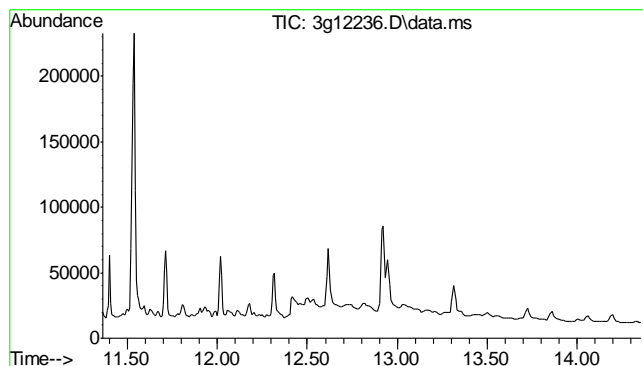
Tgt Ion	Exp Ratio
252	100
253	46.7
125	13.5
126	18.7



#26  
Benzo(k)fluoranthene  
Concen: N.D. ug/mL  
Expected RT: 12.55 min  
  
Lab File: 3g12236.D  
Acq: 26 Nov 12 8:52 pm

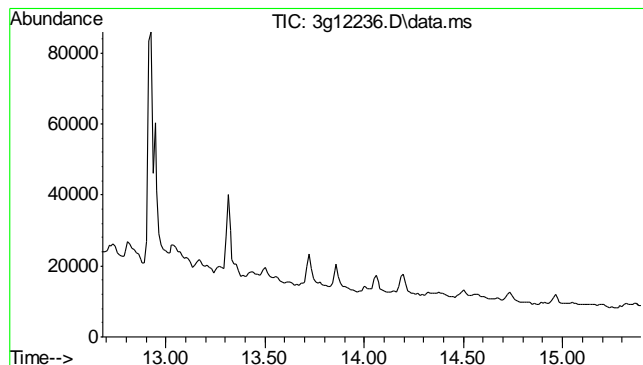
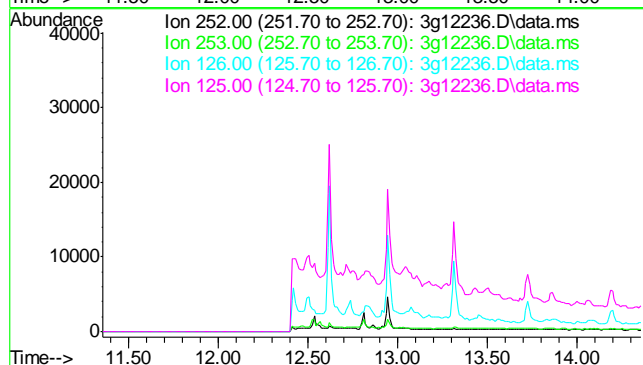
Tgt Ion	Exp Ratio
252	100
253	40.8
125	11.8
126	16.4





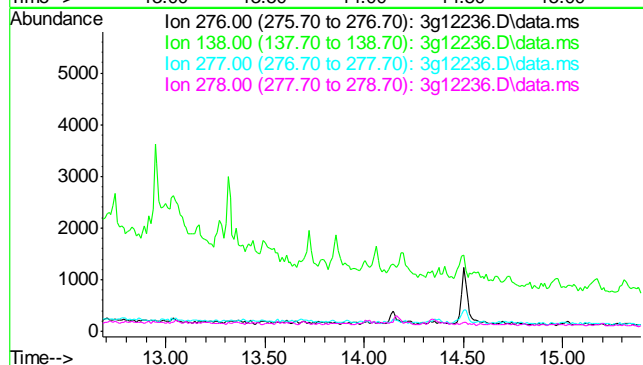
#27  
Benzo(a)pyrene  
Concen: N.D. ug/mL  
Expected RT: 12.86 min  
  
Lab File: 3g12236.D  
Acq: 26 Nov 12 8:52 pm

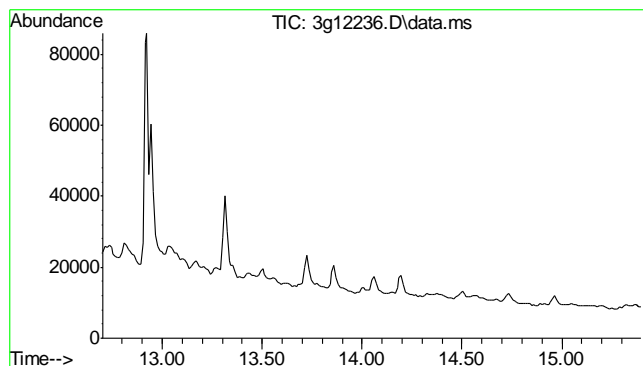
Tgt Ion	Exp Ratio
252	100
253	21.8
126	18.6
125	13.5



#28  
Indeno(1,2,3-cd)pyrene  
Concen: N.D. ug/mL  
Expected RT: 14.18 min  
  
Lab File: 3g12236.D  
Acq: 26 Nov 12 8:52 pm

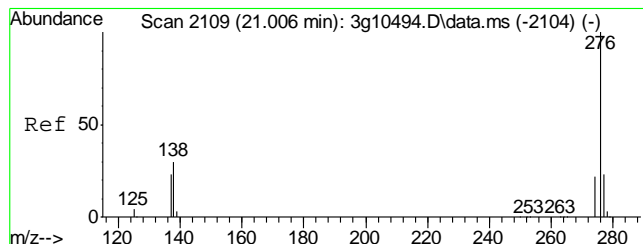
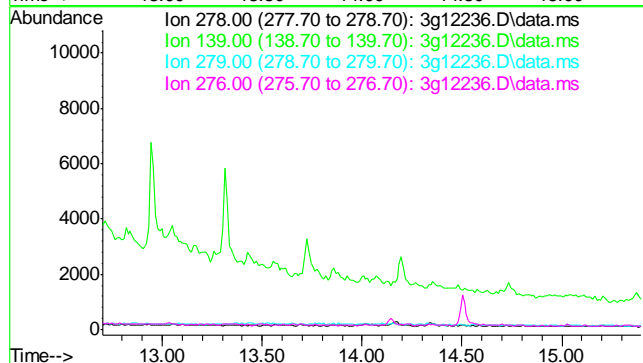
Tgt Ion	Exp Ratio
276	100
138	36.6
277	24.7
278	77.9





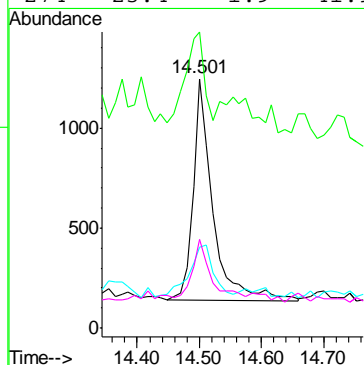
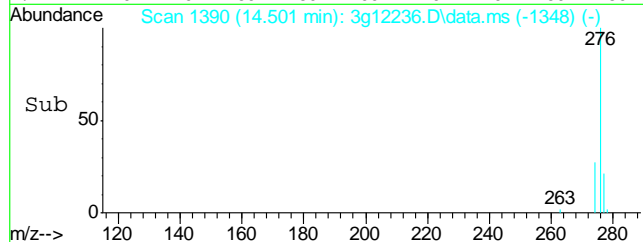
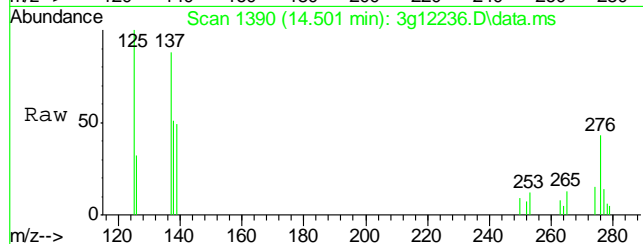
#29  
Dibenz(a,h)anthracene  
Concen: N.D. ug/mL  
Expected RT: 14.20 min  
  
Lab File: 3g12236.D  
Acq: 26 Nov 12 8:52 pm

Tgt Ion: 278  
Sig Exp Ratio  
278 100  
139 27.8  
279 22.3  
276 128.4



#30  
Benzo(g,h,i)perylene  
Concen: 0.0521 ug/mL  
RT: 14.501 min Scan# 1390  
Delta R.T. -0.055 min  
Lab File: 3g12236.D  
Acq: 26 Nov 12 8:52 pm

Tgt Ion: 276 Resp: 2453  
Ion Ratio Lower Upper  
276 100  
138 38.7 11.5 51.5  
277 31.1 2.9 42.9  
274 23.4 1.9 41.9



## Quantitation Report (QT Reviewed)

Data Path : C:\msdchem\1\DATA\112612\  
Data File : 3g12229.D  
Acq On : 26 Nov 2012 6:07 pm  
Operator : SARAHM1  
Sample : OP6988-MB  
Misc : OP6988,E3G577,30.00,,,1,1  
ALS Vial : 7 Sample Multiplier: 1

Quant Time: Nov 27 09:22:34 2012  
Quant Method : C:\msdchem\1\METHODS\SIMPE3G574.M  
Quant Title : PAHSIM BASE  
QLast Update : Mon Nov 26 15:39:31 2012  
Response via : Initial Calibration

Internal Standards	R.T.	QIon	Response	Conc	Units	Dev(Min)
1) Naphthalene-d8	5.707	136	129576	4.0000	ug/mL	0.00
6) Acenaphthene-d10	7.412	164	82091	4.0000	ug/mL	0.00
15) Phenanthrene-d10	8.894	188	139846	4.0000	ug/mL	-0.06
19) Chrysene-d12	11.535	240	111025	4.0000	ug/mL	0.00
24) Perylene-d12	12.913	264	69568	4.0000	ug/mL	0.00

## System Monitoring Compounds

2) Nitrobenzene-d5	5.021	82	606301	48.6684	ug/mL	0.00
Spiked Amount 50.000	Range 25 - 135		Recovery =	97.34%		
7) 2-Fluorobiphenyl	6.751	172	1487976	49.7336	ug/mL	0.00
Spiked Amount 50.000	Range 25 - 135		Recovery =	99.46%		
21) Terphenyl-d14	10.493	244	659134	45.5508	ug/mL	0.00
Spiked Amount 50.000	Range 25 - 135		Recovery =	91.10%		

## Target Compounds

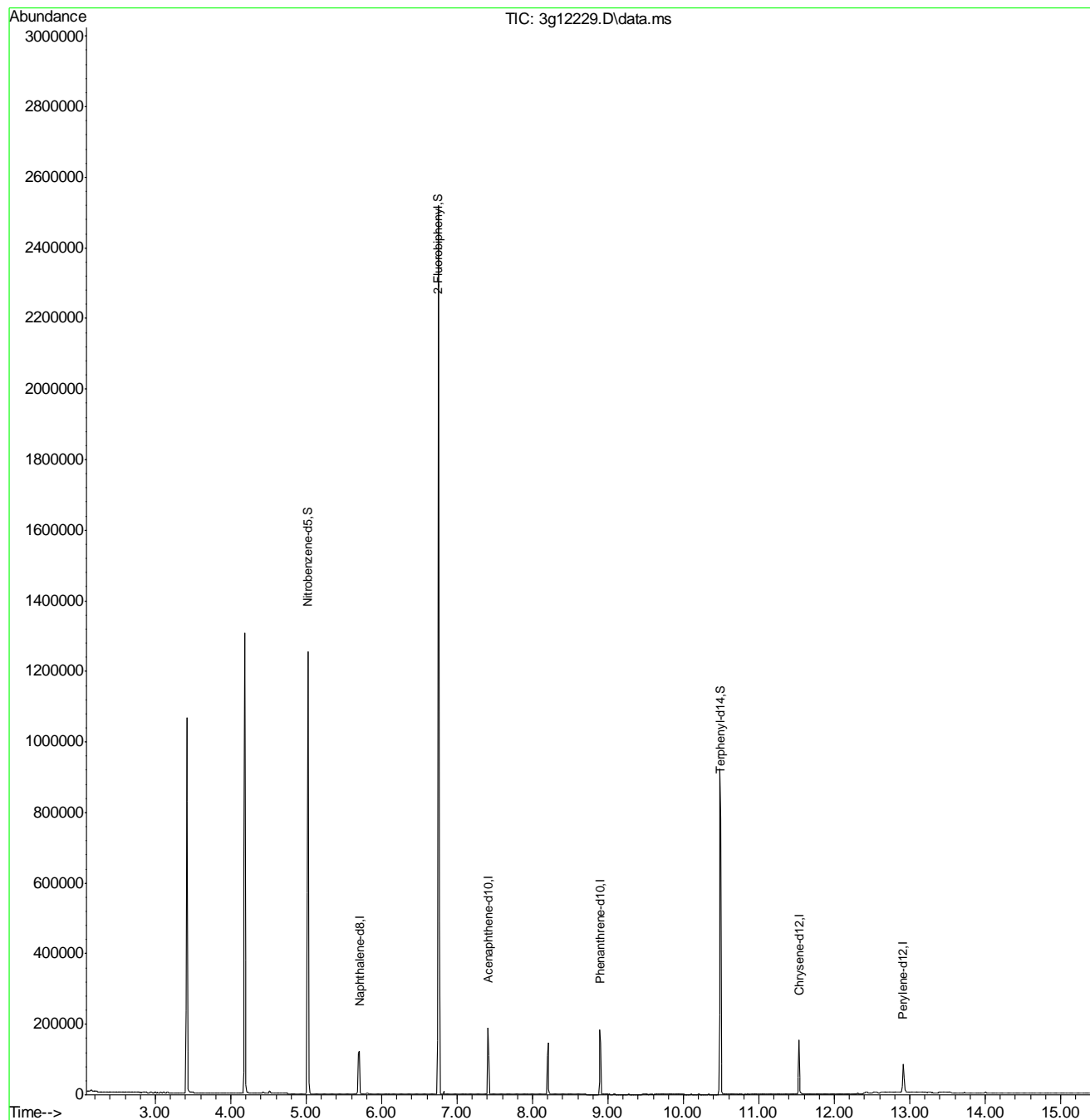
					Qvalue
3) N-Nitrosodimethylamine	2.458	74	56	N.D.	
4) N-Nitrosodi-propylamine	0.000	70	0	N.D.	d
5) Naphthalene	5.719	128	385	N.D.	
8) 2-Methylnaphthalene	6.392	142	217	N.D.	
9) 1-Methylnaphthalene	6.492	142	148	N.D.	
10) Acenaphthylene	7.270	152	73	N.D.	
11) Acenaphthene	7.412	154	462	Below Cal #	70
12) Dibenzofuran	7.790	168	83	N.D.	
13) Fluorene	0.000	166	0	N.D.	d
14) Diphenylamine	0.000	169	0	N.D.	d
16) Phenanthrene	8.918	178	1004	Below Cal #	1
17) Anthracene	8.973	178	261	N.D.	
18) Fluoranthene	10.105	202	559	N.D.	
20) Pyrene	10.335	202	450	N.D.	
22) Benzo(a)anthracene	11.522	228	857	N.D.	
23) Chrysene	11.555	228	464	N.D.	
25) Benzo(b)fluoranthene	0.000	252	0	N.D.	d
26) Benzo(k)fluoranthene	12.534	252	410	N.D.	
27) Benzo(a)pyrene	12.860	252	352	N.D.	
28) Indeno(1,2,3-cd)pyrene	14.133	276	302	N.D.	
29) Dibenz(a,h)anthracene	14.154	278	241	N.D.	
30) Benzo(g,h,i)perylene	14.490	276	348	N.D.	

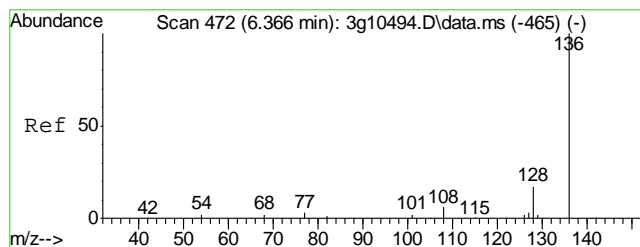
(#) = qualifier out of range (m) = manual integration (+) = signals summed

## Quantitation Report (QT Reviewed)

Data Path : C:\msdchem\1\DATA\112612\  
Data File : 3g12229.D  
Acq On : 26 Nov 2012 6:07 pm  
Operator : SARAHM1  
Sample : OP6988-MB  
Misc : OP6988,E3G577,30.00,,,1,1  
ALS Vial : 7 Sample Multiplier: 1

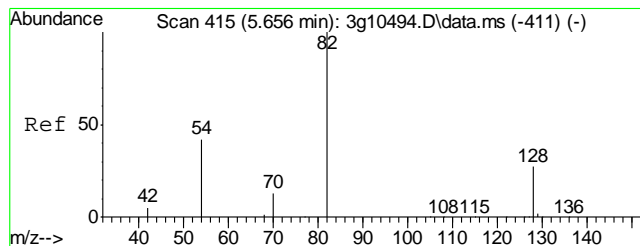
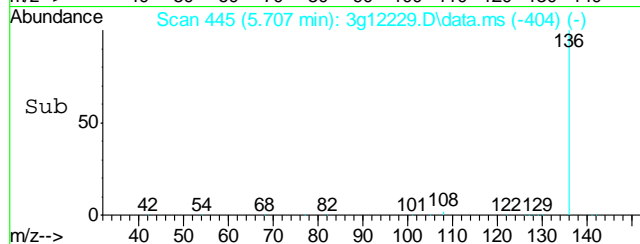
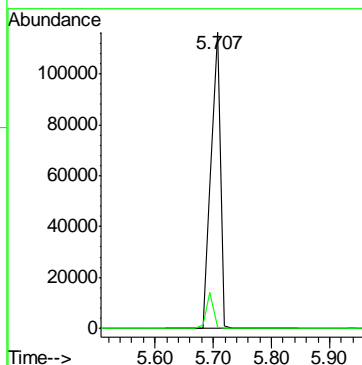
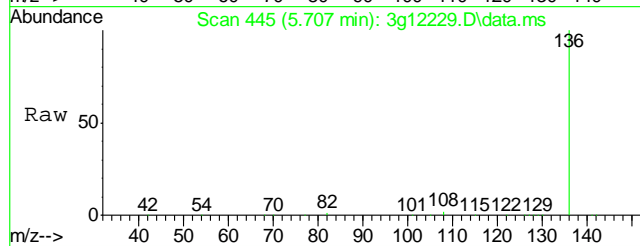
Quant Time: Nov 27 09:22:34 2012  
Quant Method : C:\msdchem\1\METHODS\SIMPE3G574.M  
Quant Title : PAHSIM BASE  
QLast Update : Mon Nov 26 15:39:31 2012  
Response via : Initial Calibration





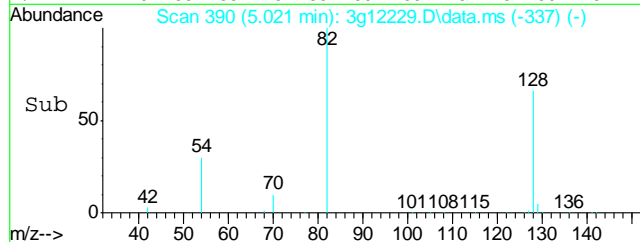
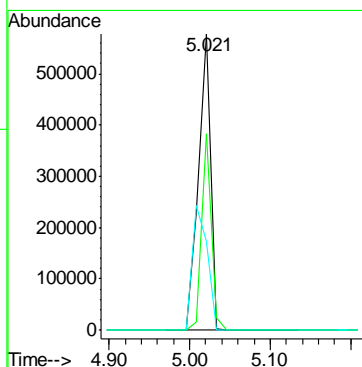
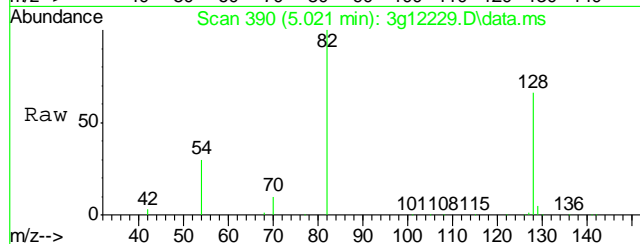
#1  
Naphthalene-d8  
Concen: 4.0000 ug/mL  
RT: 5.707 min Scan# 445  
Delta R.T. 0.005 min  
Lab File: 3g12229.D  
Acq: 26 Nov 12 6:07 pm

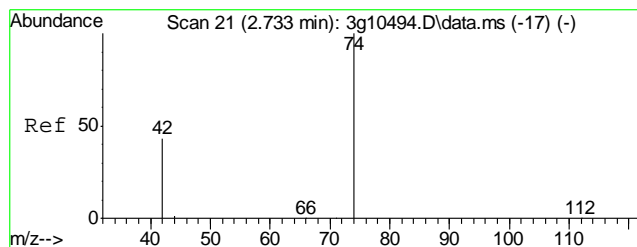
Tgt Ion:	136	Resp:	129576
Ion Ratio	Lower	Upper	
136	100		
68	9.2	0.0	21.7



#2  
Nitrobenzene-d5  
Concen: 48.6684 ug/mL  
RT: 5.021 min Scan# 390  
Delta R.T. -0.005 min  
Lab File: 3g12229.D  
Acq: 26 Nov 12 6:07 pm

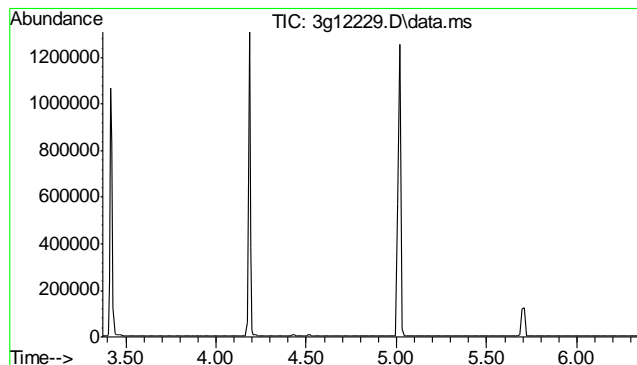
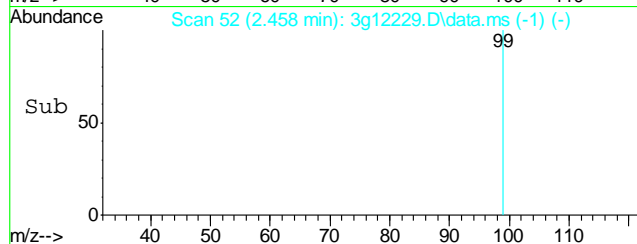
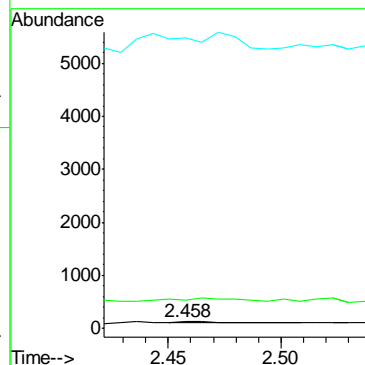
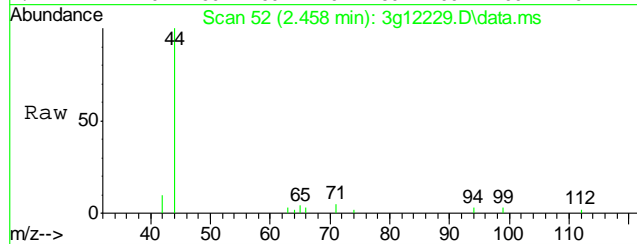
Tgt Ion:	82	Resp:	606301
Ion Ratio	Lower	Upper	
82	100		
128	52.1	30.7	70.7
54	51.6	36.8	76.8





#3  
N-Nitrosodimethylamine  
Concen: Below ug/mL  
RT: 2.458 min Scan# 52  
Delta R.T. 0.008 min  
Lab File: 3g12229.D  
Acq: 26 Nov 12 6:07 pm

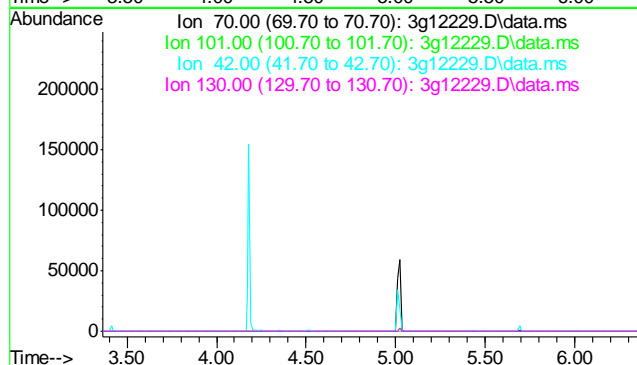
Tgt Ion: 74 Resp: 56  
Ion Ratio Lower Upper  
74 100  
42 291.1 53.9 93.9#  
44 0.0 0.0 24.2

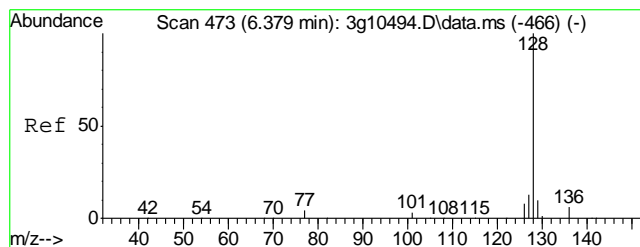


#4  
N-Nitrosodi-propylamine  
Concen: N.D. ug/mL  
Expected RT: 4.87 min

Lab File: 3g12229.D  
Acq: 26 Nov 12 6:07 pm

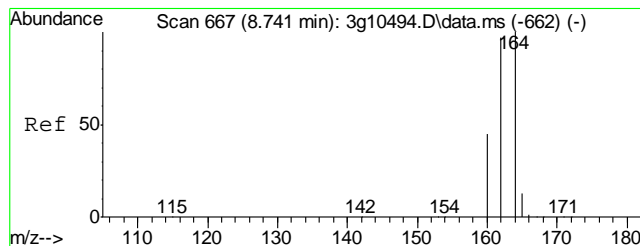
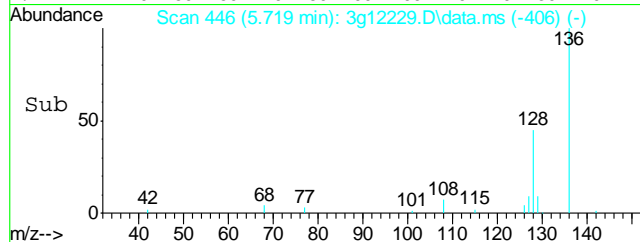
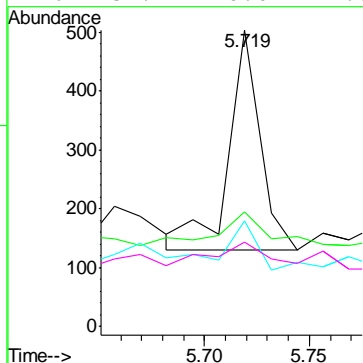
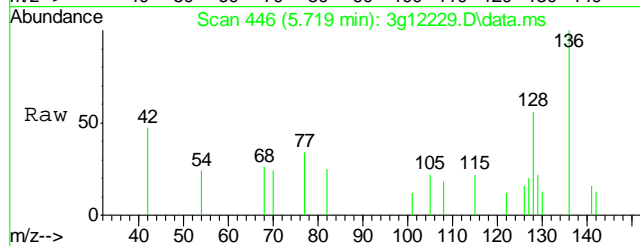
Tgt Ion: 70  
Sig Exp Ratio  
70 100  
101 13.9  
42 52.4  
130 27.1





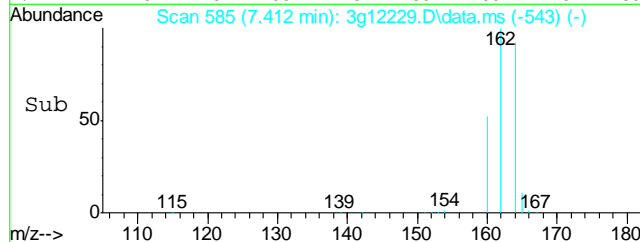
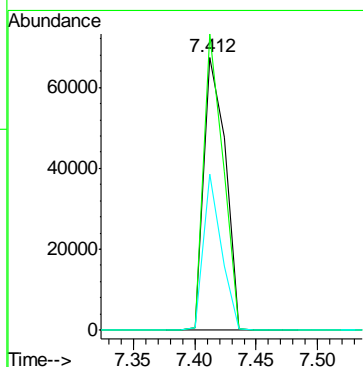
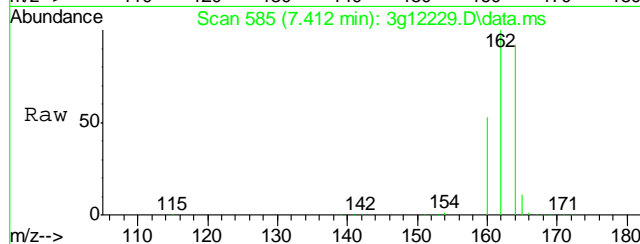
#5  
Naphthalene  
Concen: Below ug/mL  
RT: 5.719 min Scan# 446  
Delta R.T. -0.007 min  
Lab File: 3g12229.D  
Acq: 26 Nov 12 6:07 pm

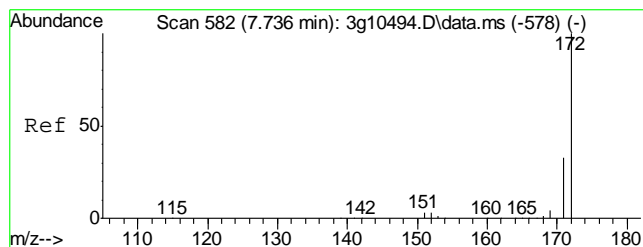
Tgt Ion:	128	Resp:	385
Ion Ratio	Lower	Upper	
128	100		
129	24.9	0.0	31.0
127	15.1	0.0	32.8
126	31.2	0.0	27.5#



#6  
Acenaphthene-d10  
Concen: 4.0000 ug/mL  
RT: 7.412 min Scan# 585  
Delta R.T. -0.001 min  
Lab File: 3g12229.D  
Acq: 26 Nov 12 6:07 pm

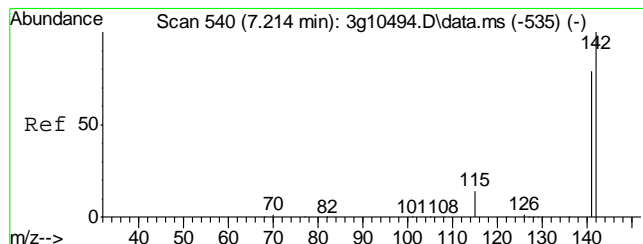
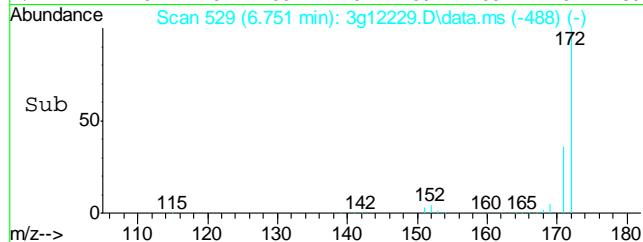
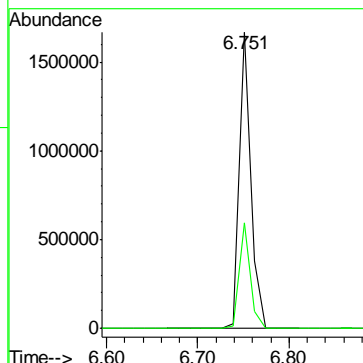
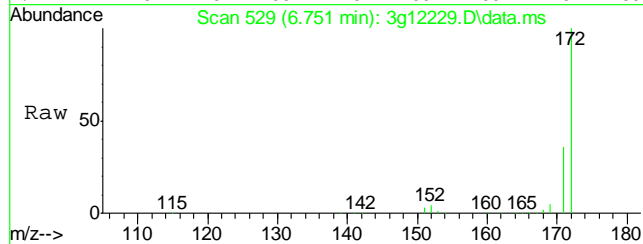
Tgt Ion:	164	Resp:	82091
Ion Ratio	Lower	Upper	
164	100		
162	97.7	84.8	124.8
160	47.3	33.9	73.9





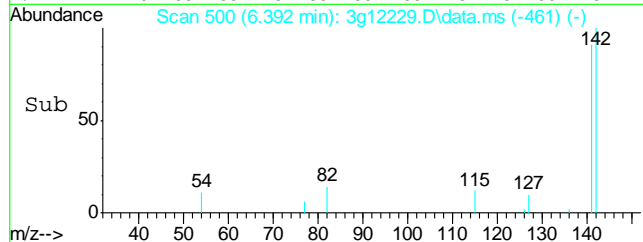
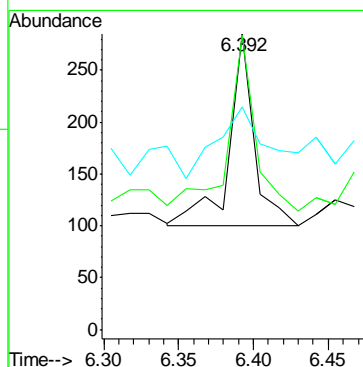
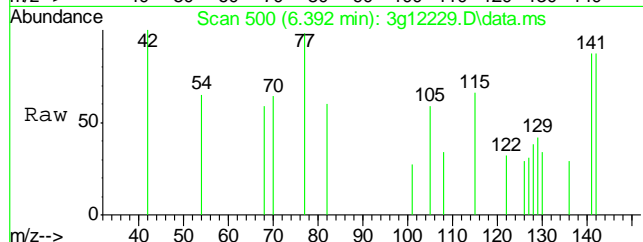
#7  
2-Fluorobiphenyl  
Concen: 49.7336 ug/mL  
RT: 6.751 min Scan# 529  
Delta R.T. 0.004 min  
Lab File: 3g12229.D  
Acq: 26 Nov 12 6:07 pm

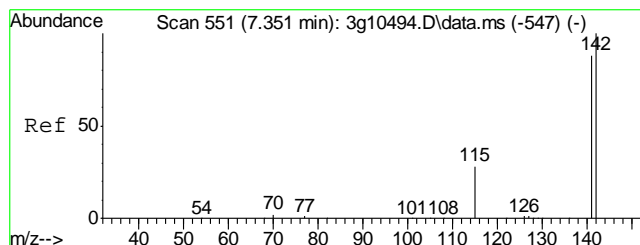
Tgt Ion:172 Resp: 1487976  
Ion Ratio Lower Upper  
172 100  
171 34.1 12.6 52.6



#8  
2-Methylnaphthalene  
Concen: Below ug/mL  
RT: 6.392 min Scan# 500  
Delta R.T. -0.013 min  
Lab File: 3g12229.D  
Acq: 26 Nov 12 6:07 pm

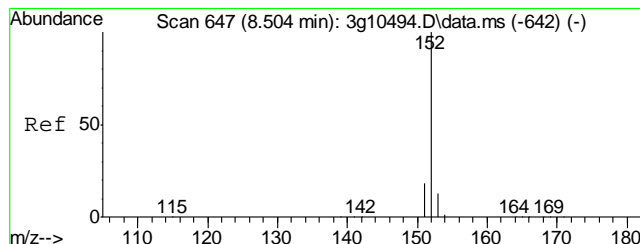
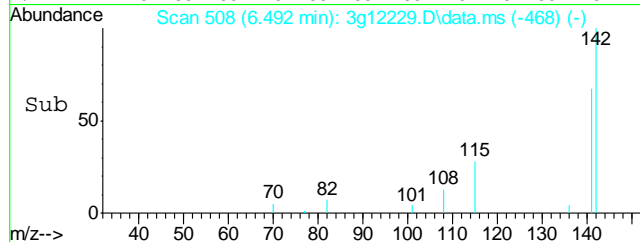
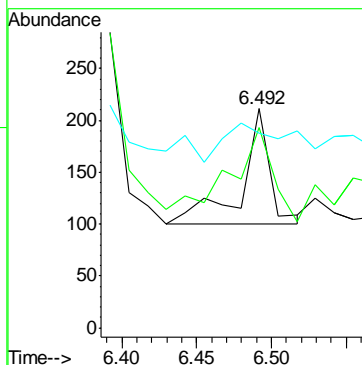
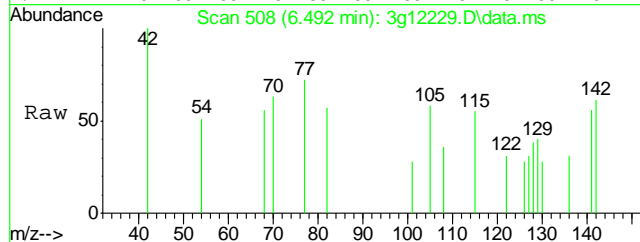
Tgt Ion:142 Resp: 217  
Ion Ratio Lower Upper  
142 100  
141 100.5 64.0 104.0  
115 0.0 7.1 47.1#





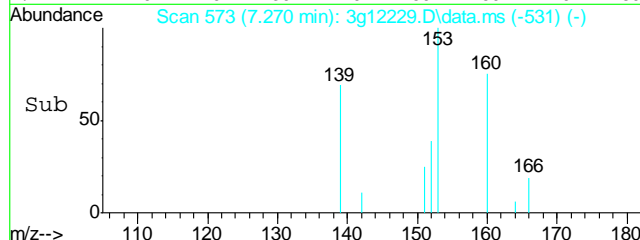
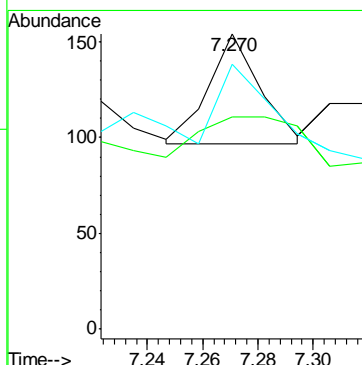
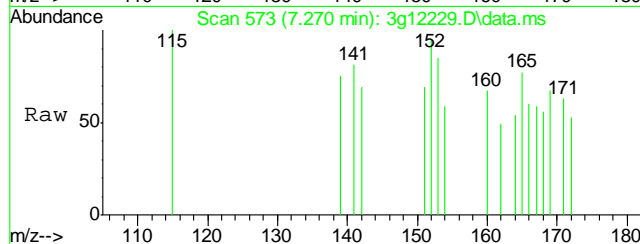
#9  
1-Methylnaphthalene  
Concen: Below ug/mL  
RT: 6.492 min Scan# 508  
Delta R.T. 0.001 min  
Lab File: 3g12229.D  
Acq: 26 Nov 12 6:07 pm

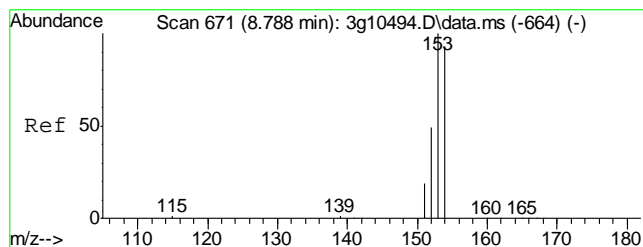
Tgt Ion: 142 Resp: 148  
Ion Ratio Lower Upper  
142 100  
141 130.4 65.4 105.4#  
115 0.0 9.7 49.7#



#10  
Acenaphthylene  
Concen: Below ug/mL  
RT: 7.270 min Scan# 573  
Delta R.T. -0.003 min  
Lab File: 3g12229.D  
Acq: 26 Nov 12 6:07 pm

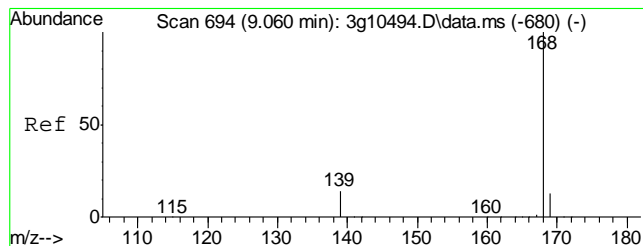
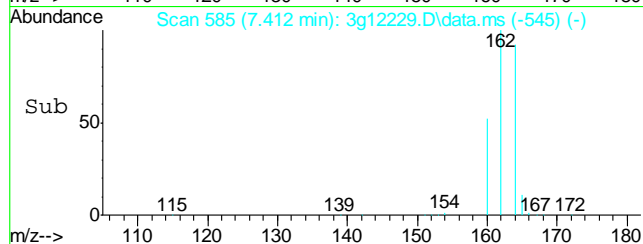
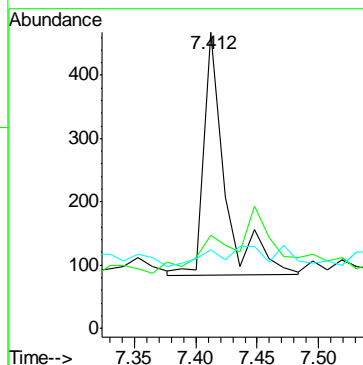
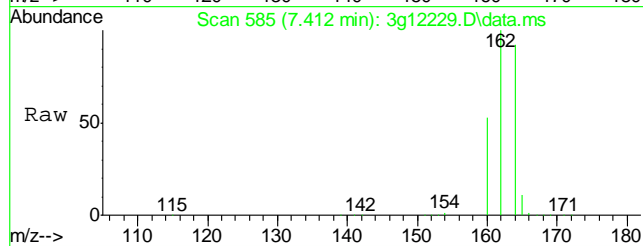
Tgt Ion: 152 Resp: 73  
Ion Ratio Lower Upper  
152 100  
151 89.0 0.0 39.3#  
153 94.5 0.0 32.8#





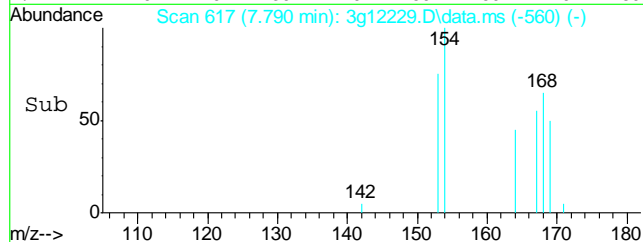
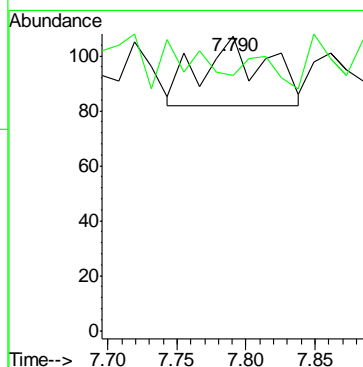
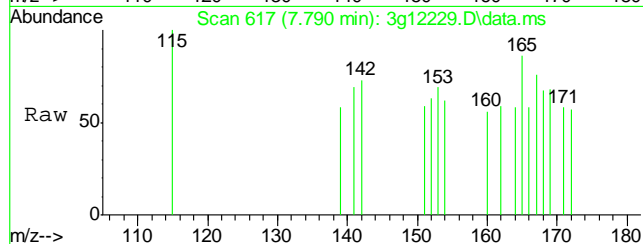
#11  
Acenaphthene  
Concen: Below ug/mL  
RT: 7.412 min Scan# 585  
Delta R.T. -0.024 min  
Lab File: 3g12229.D  
Acq: 26 Nov 12 6:07 pm

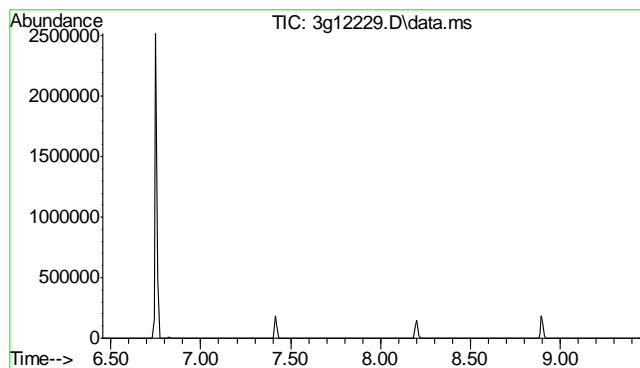
Tgt Ion	Ratio	Lower	Upper
154	100		
153	75.1	84.1	124.1#
152	27.3	30.2	70.2#



#12  
Dibenzofuran  
Concen: Below ug/mL  
RT: 7.790 min Scan# 617  
Delta R.T. 0.179 min  
Lab File: 3g12229.D  
Acq: 26 Nov 12 6:07 pm

Tgt Ion	Ratio	Lower	Upper
168	100		
139	22.9	10.9	50.9

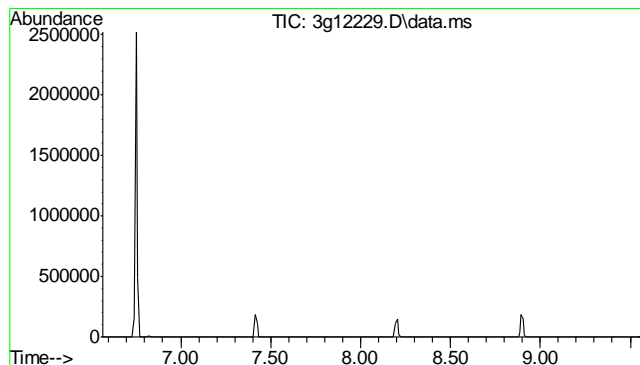
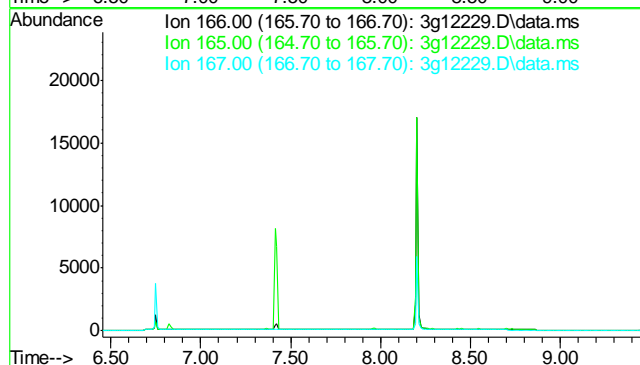




#13  
Fluorene  
Concen: N.D. ug/mL  
Expected RT: 7.95 min

Lab File: 3g12229.D  
Acq: 26 Nov 12 6:07 pm

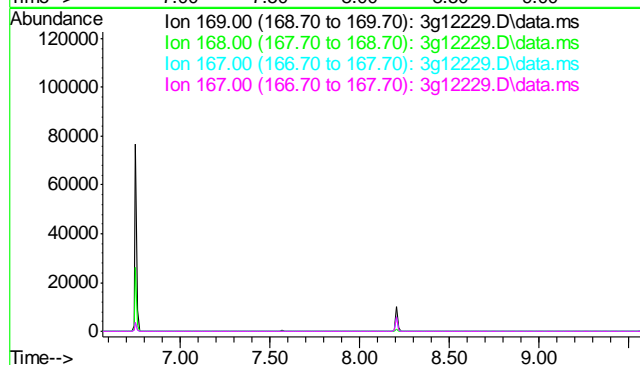
Tgt Ion:	166
Sig	Exp Ratio
166	100
165	89.6
167	13.5

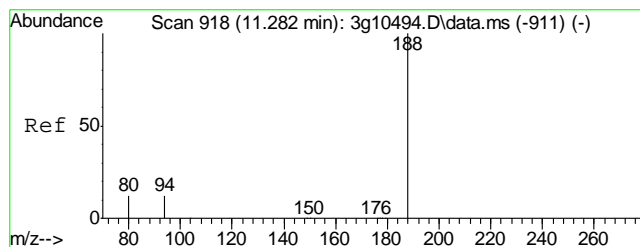


#14  
Diphenylamine  
Concen: N.D. ug/mL  
Expected RT: 8.07 min

Lab File: 3g12229.D  
Acq: 26 Nov 12 6:07 pm

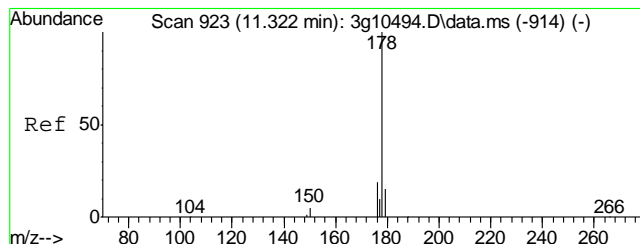
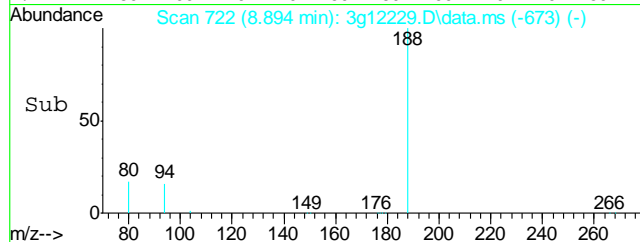
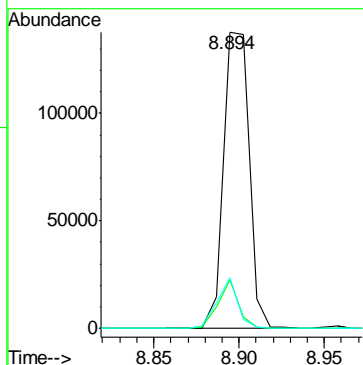
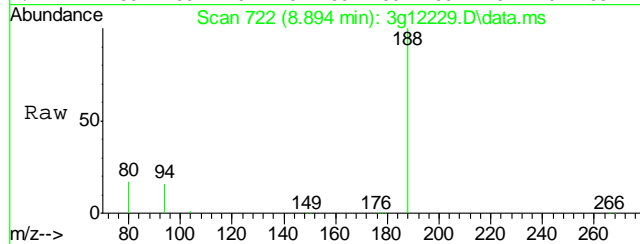
Tgt Ion:	169
Sig	Exp Ratio
169	100
168	60.9
167	33.6
167	33.6





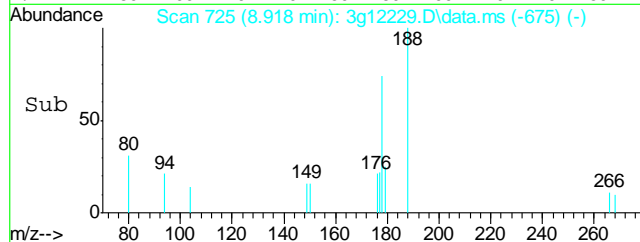
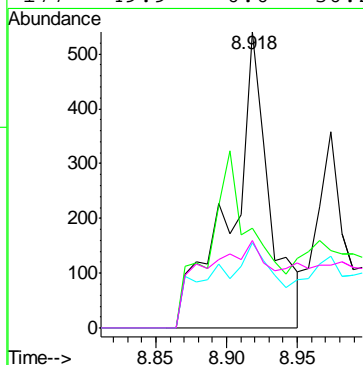
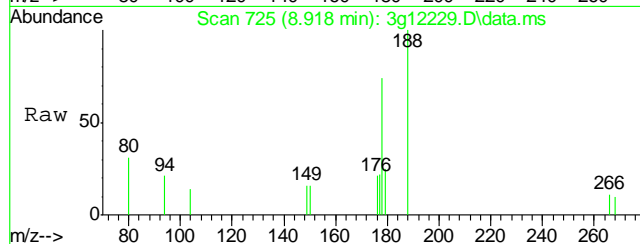
#15  
Phenanthrene-d10  
Concen: 4.0000 ug/mL  
RT: 8.894 min Scan# 722  
Delta R.T. -0.062 min  
Lab File: 3g12229.D  
Acq: 26 Nov 12 6:07 pm

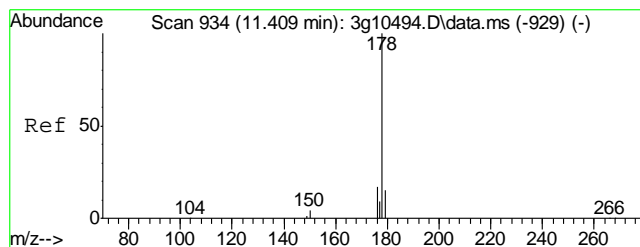
Tgt Ion	Ratio	Lower	Upper
188	100		
94	12.7	0.0	32.1
80	13.9	0.0	32.0



#16  
Phenanthrene  
Concen: Below ug/mL  
RT: 8.918 min Scan# 725  
Delta R.T. -0.061 min  
Lab File: 3g12229.D  
Acq: 26 Nov 12 6:07 pm

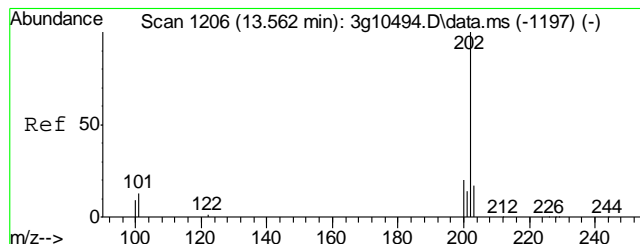
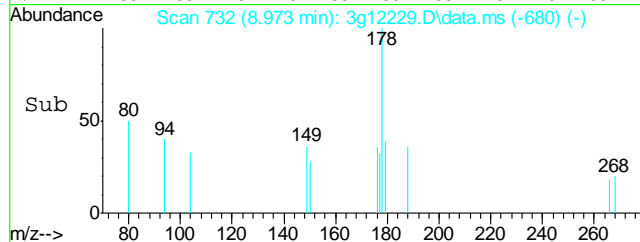
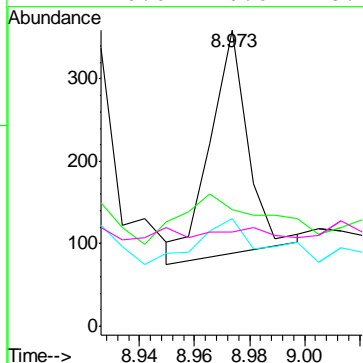
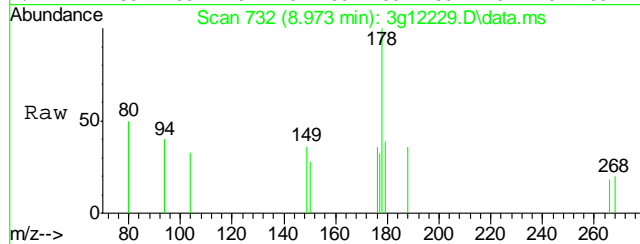
Tgt Ion	Ratio	Lower	Upper
178	100		
179	73.7	0.0	35.2#
176	47.6	0.0	38.7#
177	49.9	0.0	30.2#





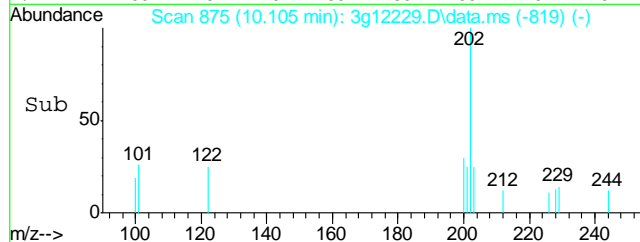
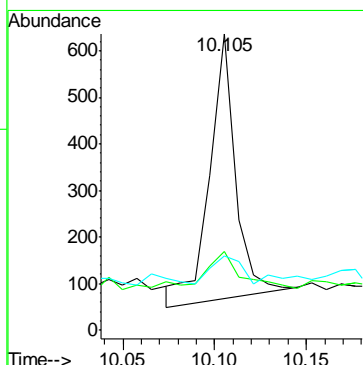
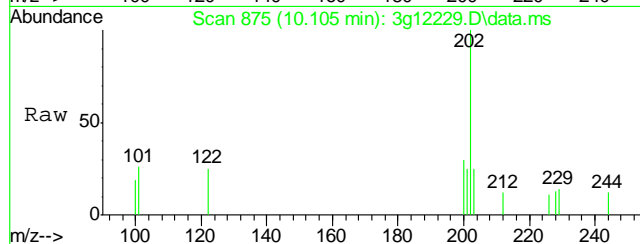
#17  
Anthracene  
Concen: Below ug/mL  
RT: 8.973 min Scan# 732  
Delta R.T. -0.061 min  
Lab File: 3g12229.D  
Acq: 26 Nov 12 6:07 pm

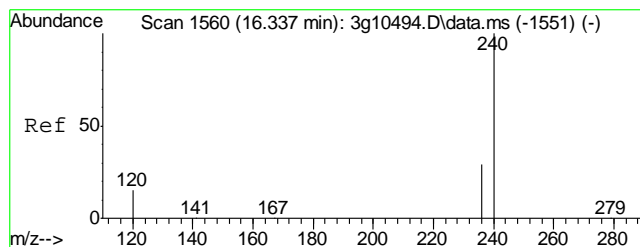
Tgt Ion: 178	Resp: 261
Ion Ratio	Lower Upper
178 100	
179 77.0	0.0 35.3#
176 47.9	0.0 38.0#
177 0.0	0.0 28.7



#18  
Fluoranthene  
Concen: Below ug/mL  
RT: 10.105 min Scan# 875  
Delta R.T. -0.057 min  
Lab File: 3g12229.D  
Acq: 26 Nov 12 6:07 pm

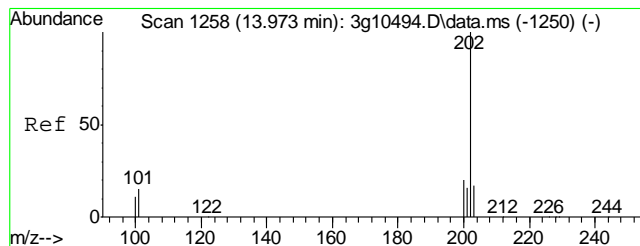
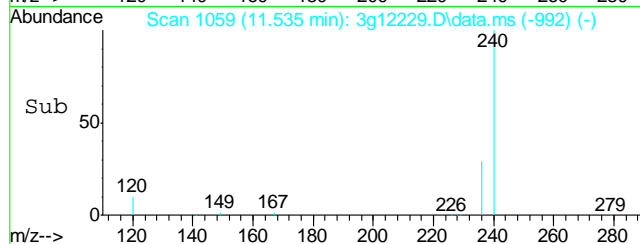
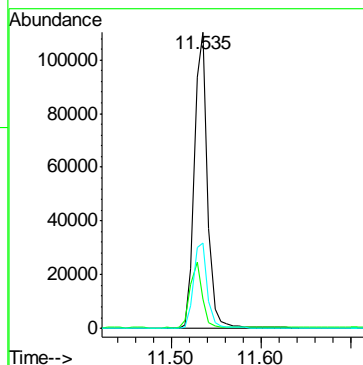
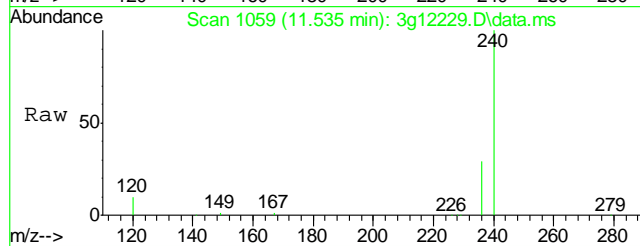
Tgt Ion: 202	Resp: 559
Ion Ratio	Lower Upper
202 100	
101 16.8	0.0 31.8
203 21.5	0.0 37.3





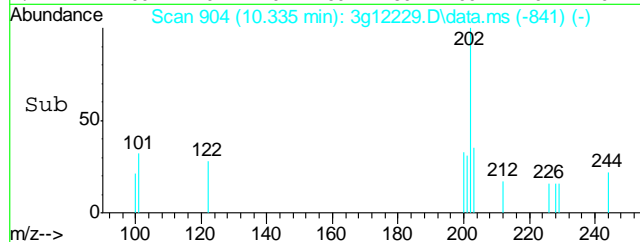
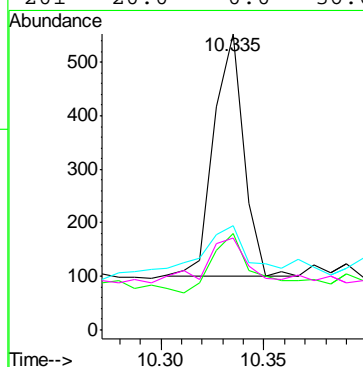
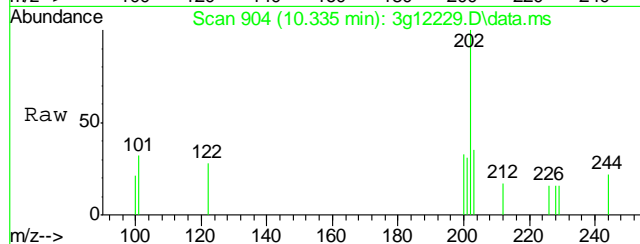
#19  
Chrysene-d12  
Concen: 4.0000 ug/mL  
RT: 11.535 min Scan# 1059  
Delta R.T. 0.005 min  
Lab File: 3g12229.D  
Acq: 26 Nov 12 6:07 pm

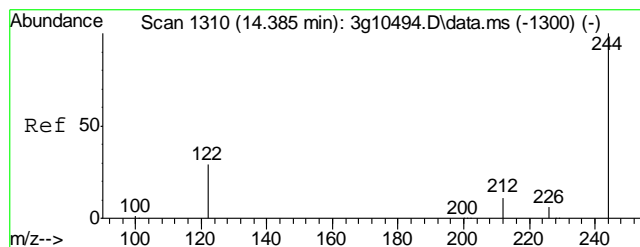
Tgt Ion:	240	Resp:	111025
Ion Ratio	Lower	Upper	
240	100		
120	20.7	0.0	35.5
236	30.5	8.6	48.6



#20  
Pyrene  
Concen: Below ug/mL  
RT: 10.335 min Scan# 904  
Delta R.T. -0.004 min  
Lab File: 3g12229.D  
Acq: 26 Nov 12 6:07 pm

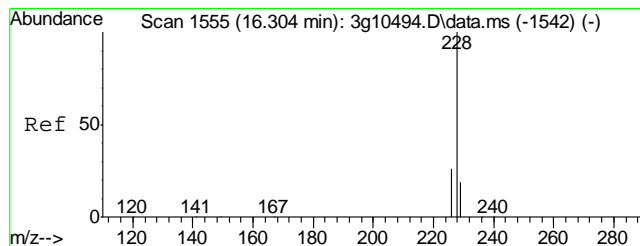
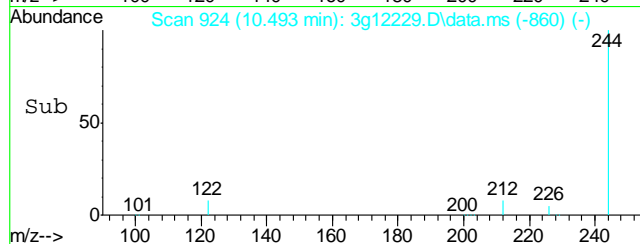
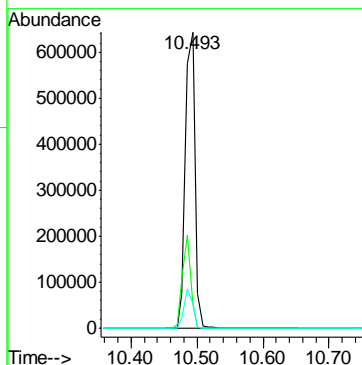
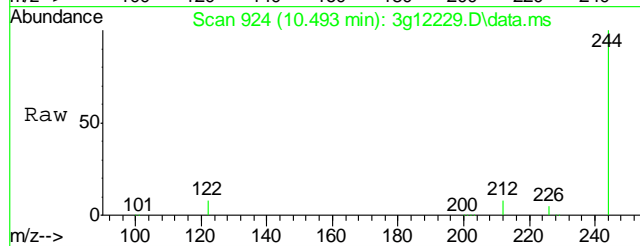
Tgt Ion:	202	Resp:	450
Ion Ratio	Lower	Upper	
202	100		
200	35.3	0.3	40.3
203	19.3	0.0	37.8
201	20.0	0.0	36.6





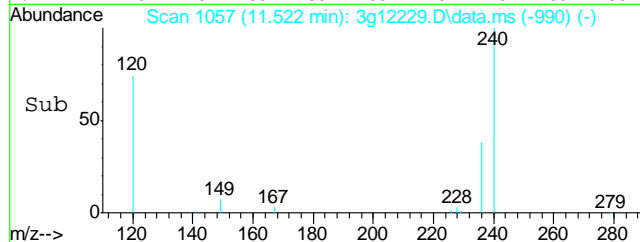
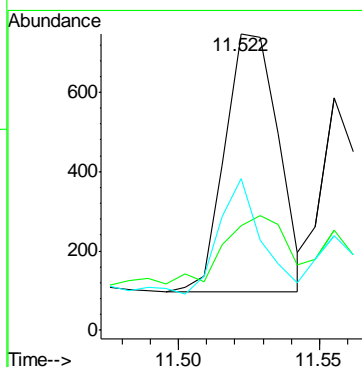
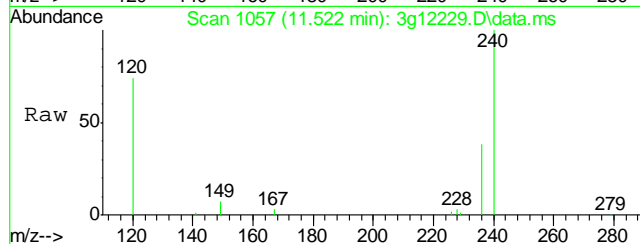
#21  
Terphenyl-d14  
Concen: 45.5508 ug/mL  
RT: 10.493 min Scan# 924  
Delta R.T. 0.005 min  
Lab File: 3g12229.D  
Acq: 26 Nov 12 6:07 pm

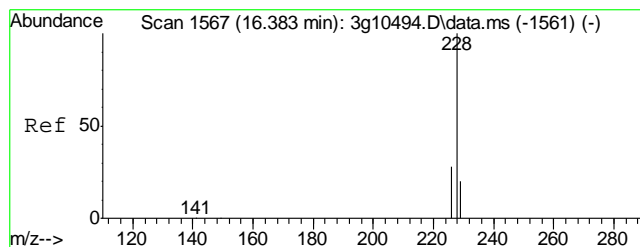
Tgt Ion	Ratio	Lower	Upper
244	100		
122	26.9	4.9	44.9
212	12.0	0.0	32.5



#22  
Benzo(a)anthracene  
Concen: Below ug/mL  
RT: 11.522 min Scan# 1057  
Delta R.T. 0.005 min  
Lab File: 3g12229.D  
Acq: 26 Nov 12 6:07 pm

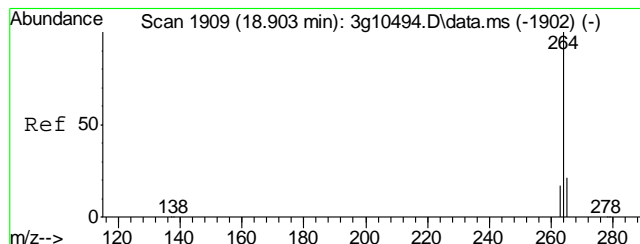
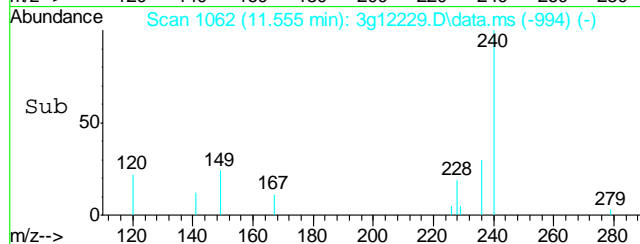
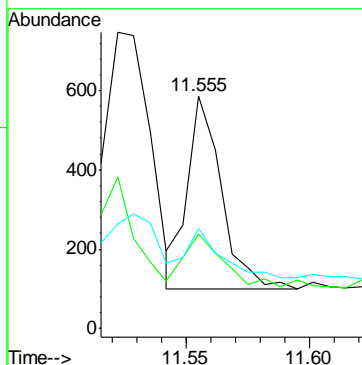
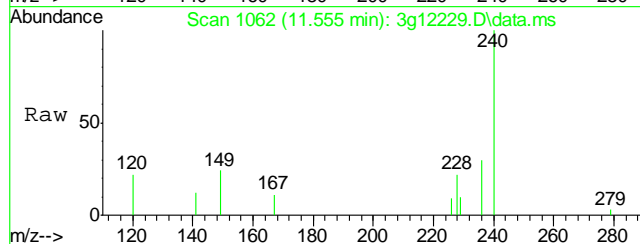
Tgt Ion	Ratio	Lower	Upper
228	100		
229	30.0	0.0	39.5
226	35.5	6.8	46.8





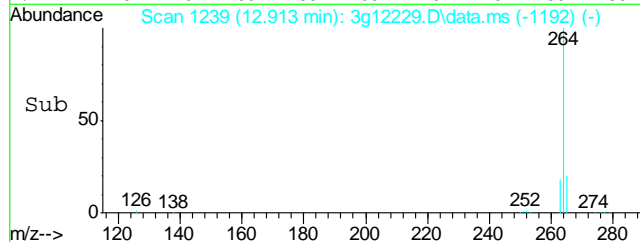
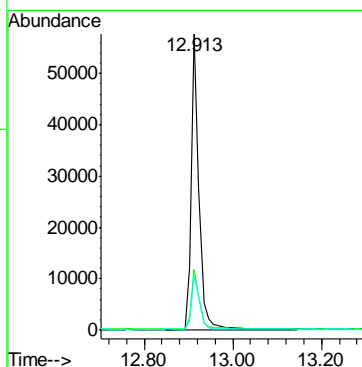
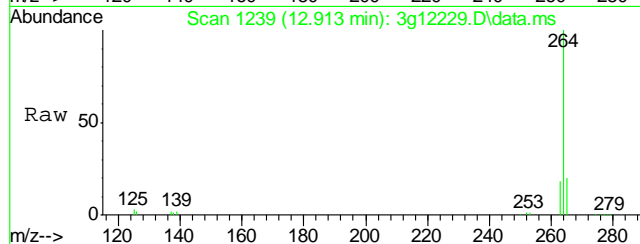
#23  
Chrysene  
Concen: Below ug/mL  
RT: 11.555 min Scan# 1062  
Delta R.T. 0.005 min  
Lab File: 3g12229.D  
Acq: 26 Nov 12 6:07 pm

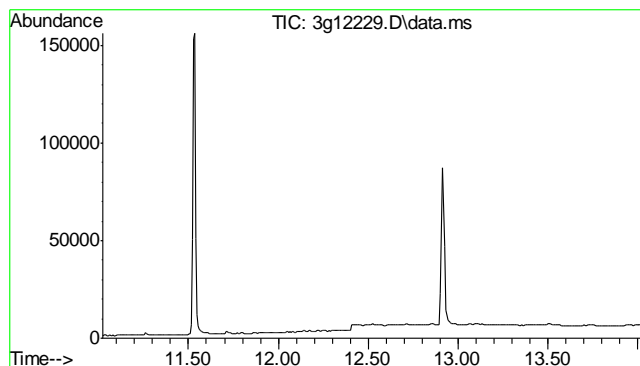
Tgt Ion:	228	Resp:	464
Ion Ratio	Lower	Upper	
228	100		
226	40.3	8.9	48.9
229	24.1	0.0	39.4



#24  
Perylene-d12  
Concen: 4.0000 ug/mL  
RT: 12.913 min Scan# 1239  
Delta R.T. -0.006 min  
Lab File: 3g12229.D  
Acq: 26 Nov 12 6:07 pm

Tgt Ion:	264	Resp:	69568
Ion Ratio	Lower	Upper	
264	100		
265	20.3	0.9	40.9
263	19.6	0.0	36.8

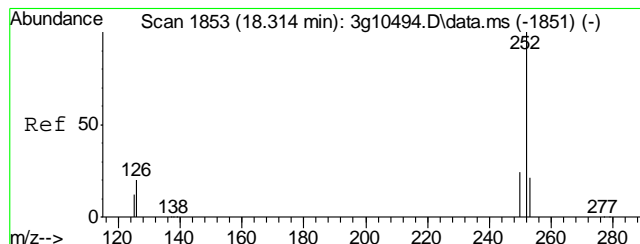
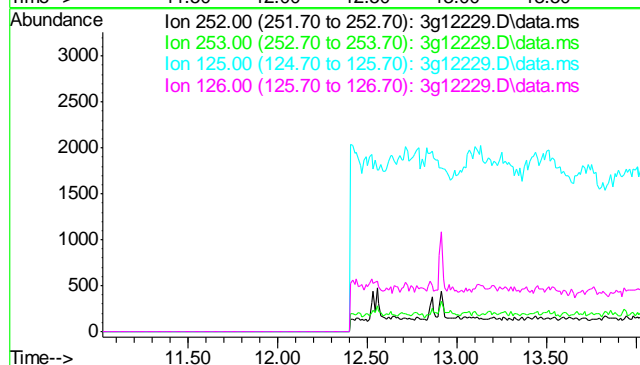




#25  
Benzo(b)fluoranthene  
Concen: N.D. ug/mL  
Expected RT: 12.52 min

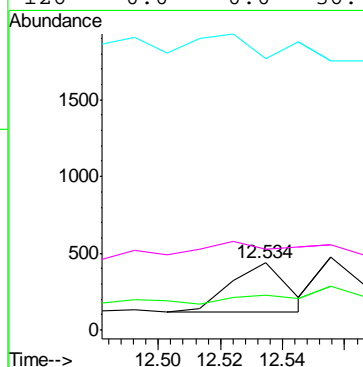
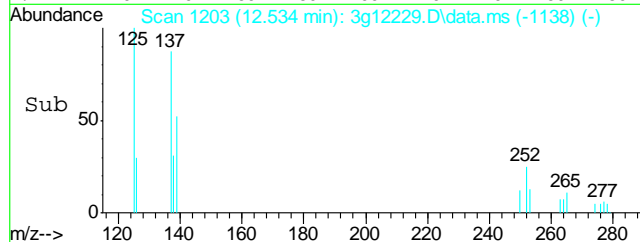
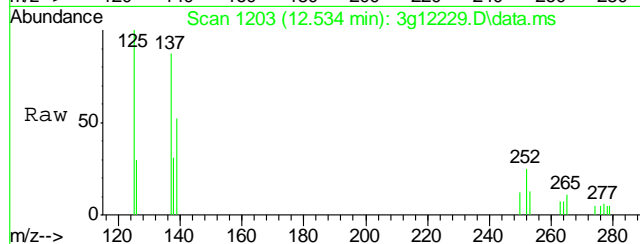
Lab File: 3g12229.D  
Acq: 26 Nov 12 6:07 pm

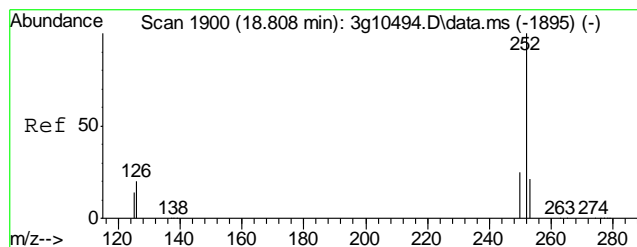
Tgt Ion	Exp Ratio
252	100
253	46.7
125	13.5
126	18.7



#26  
Benzo(k)fluoranthene  
Concen: Below ug/mL  
RT: 12.534 min Scan# 1203  
Delta R.T. -0.020 min  
Lab File: 3g12229.D  
Acq: 26 Nov 12 6:07 pm

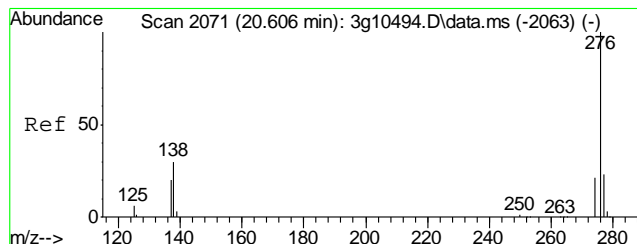
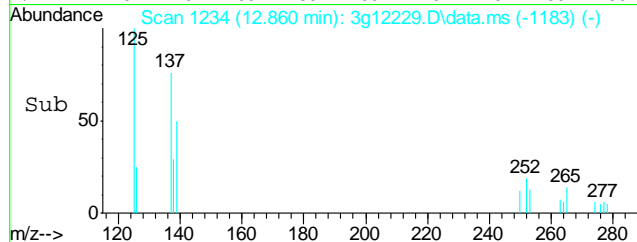
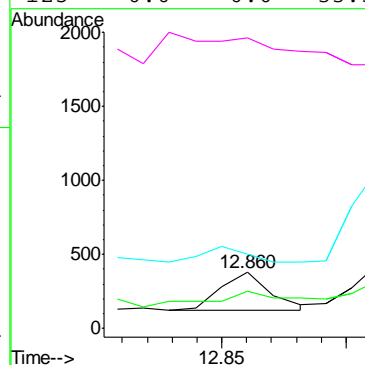
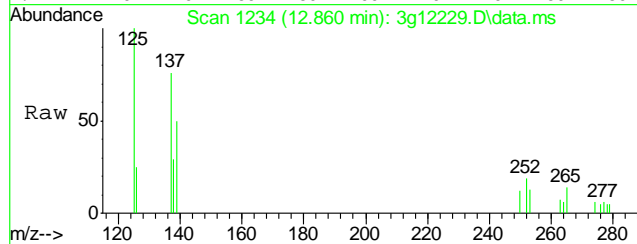
Tgt Ion	Ratio	Lower	Upper
252	100		
253	55.6	20.8	60.8
125	0.0	0.0	31.8
126	0.0	0.0	36.4





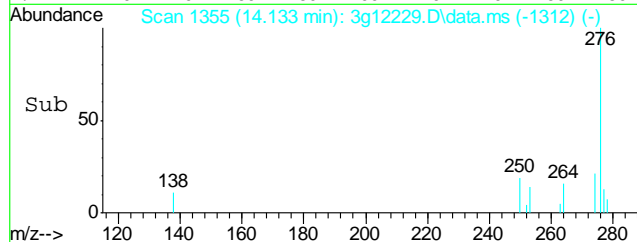
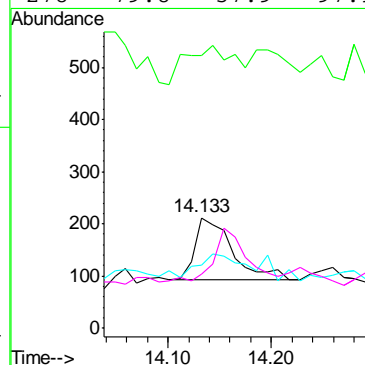
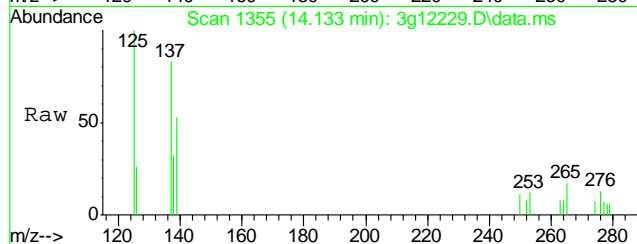
#27  
Benzo(a)pyrene  
Concen: Below ug/mL  
RT: 12.860 min Scan# 1234  
Delta R.T. 0.003 min  
Lab File: 3g12229.D  
Acq: 26 Nov 12 6:07 pm

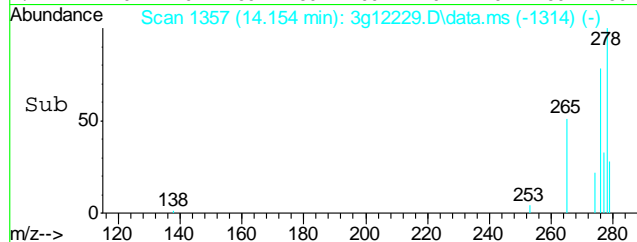
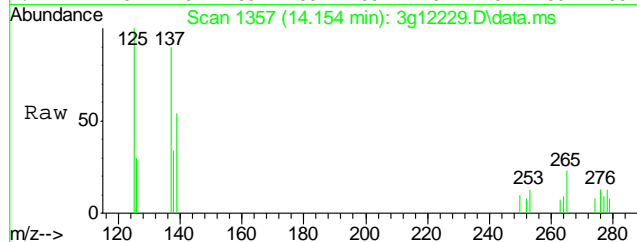
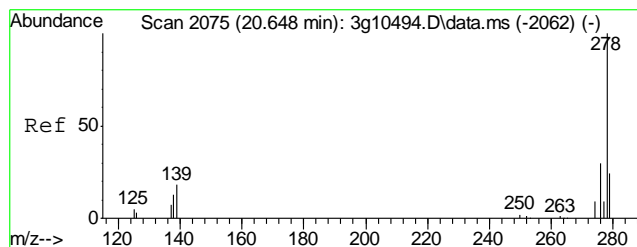
Tgt Ion	252	Ratio	100	Lower	Upper
252	100				
253	24.4		1.8		41.8
126	0.0		0.0		38.6
125	0.0		0.0		33.5



#28  
Indeno(1,2,3-cd)pyrene  
Concen: Below ug/mL  
RT: 14.133 min Scan# 1355  
Delta R.T. -0.048 min  
Lab File: 3g12229.D  
Acq: 26 Nov 12 6:07 pm

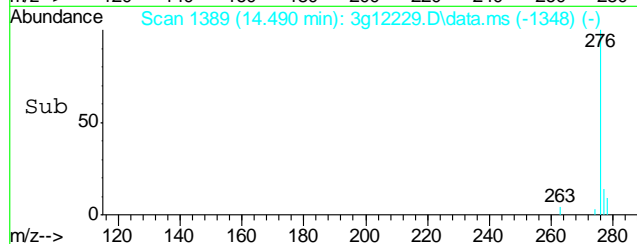
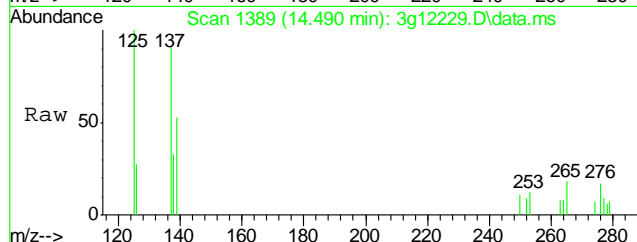
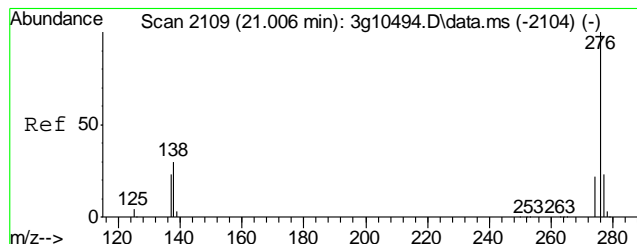
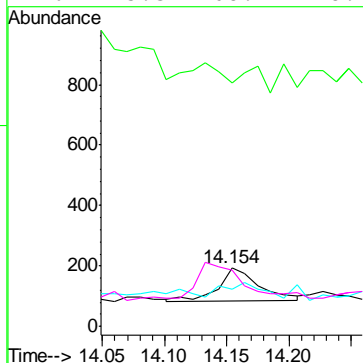
Tgt Ion	276	Ratio	100	Lower	Upper
276	100				
138	80.1		16.6		56.6#
277	55.6		4.7		44.7#
278	79.8		57.9		97.9





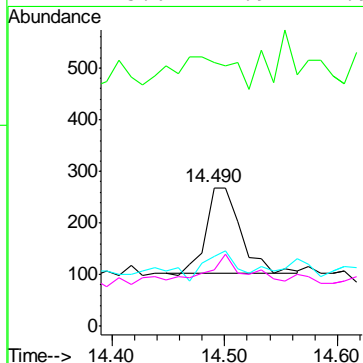
#29  
Dibenz(a,h)anthracene  
Concen: Below ug/mL  
RT: 14.154 min Scan# 1357  
Delta R.T. -0.048 min  
Lab File: 3g12229.D  
Acq: 26 Nov 12 6:07 pm

Tgt Ion	Ratio	Lower	Upper
278	100		
139	41.1	7.8	47.8
279	43.2	2.3	42.3#
276	125.3	108.4	148.4



#30  
Benzo(g,h,i)perylene  
Concen: Below ug/mL  
RT: 14.490 min Scan# 1389  
Delta R.T. -0.065 min  
Lab File: 3g12229.D  
Acq: 26 Nov 12 6:07 pm

Tgt Ion	Ratio	Lower	Upper
276	100		
138	72.1	11.5	51.5#
277	32.2	2.9	42.9
274	25.6	1.9	41.9



## GC Volatiles

### QC Data Summaries

Includes the following where applicable:

- Method Blank Summaries
- Blank Spike Summaries
- Matrix Spike and Duplicate Summaries

Method Blank Summary

Job Number: D41043  
Account: XTOKRWR XTO Energy  
Project: NPU 196-19B

Sample	File ID	DF	Analyzed	By	Prep Date	Prep Batch	Analytical Batch
GGB1011-MB	GB18528.D	1	11/19/12	SK	n/a	n/a	GGB1011

The QC reported here applies to the following samples: Method: SW846 8015B

D41043-1

CAS No.	Compound	Result	RL	MDL	Units	Q
	TPH-GRO (C6-C10)	ND	10	5.0	mg/kg	

CAS No.	Surrogate Recoveries	Limits
120-82-1	1,2,4-Trichlorobenzene	96% 60-140%

10.1.1  
10

Blank Spike Summary

Job Number: D41043  
Account: XTOKRWR XTO Energy  
Project: NPU 196-19B

Sample	File ID	DF	Analyzed	By	Prep Date	Prep Batch	Analytical Batch
GGB1011-BS	GB18529.D	1	11/19/12	SK	n/a	n/a	GGB1011

The QC reported here applies to the following samples: Method: SW846 8015B

D41043-1

CAS No.	Compound	Spike mg/kg	BSP mg/kg	BSP %	Limits
	TPH-GRO (C6-C10)	110	125	114	70-130

CAS No.	Surrogate Recoveries	BSP	Limits
120-82-1	1,2,4-Trichlorobenzene	114%	60-140%

\* = Outside of Control Limits.

# Matrix Spike/Matrix Spike Duplicate Summary

Page 1 of 1

Job Number: D41043  
Account: XTOKRWR XTO Energy  
Project: NPU 196-19B

Sample	File ID	DF	Analyzed	By	Prep Date	Prep Batch	Analytical Batch
D41044-1MS	GB18531.D	1	11/19/12	SK	n/a	n/a	GGB1011
D41044-1MSD	GB18532.D	1	11/19/12	SK	n/a	n/a	GGB1011
D41044-1	GB18530.D	1	11/19/12	SK	n/a	n/a	GGB1011

The QC reported here applies to the following samples:

Method: SW846 8015B

D41043-1

CAS No.	Compound	D41044-1 mg/kg	Q	Spike mg/kg	MS mg/kg	MS %	MSD mg/kg	MSD %	RPD	Limits Rec/RPD
	TPH-GRO (C6-C10)	ND		131	150	114	148	113	1	70-130/30

CAS No.	Surrogate Recoveries	MS	MSD	D41044-1	Limits
120-82-1	1,2,4-Trichlorobenzene	101%	103%	99%	60-140%

\* = Outside of Control Limits.

## GC Volatiles

## Raw Data



Quantitation Report (QT Reviewed)

Signal #1 : Y:\1\DATA\111912\GB18543.D\FID1A.CH Vial: 18  
Signal #2 : Y:\1\DATA\111912\GB18543.D\FID2B.CH  
Acq On : 19 Nov 2012 8:29 pm Operator: StephK  
Sample : D41043-1, 50X Inst : GC/MS Ins  
Misc : GC3244,GGB1011,5.006,,100,5,1 Multiplr: 1.00  
IntFile Signal #1: TVH1.E IntFile Signal #2: FB2.E  
Quant Time: Nov 20 08:46:32 2012 Quant Results File: TB868GB868SOIL.RES

Quant Method : C:\MSDCHEM\1...\TB868GB868SOIL.M (Chemstation Integrator)  
Title : 8015B/8021B TVH/BTEX  
Last Update : Tue Nov 20 08:46:18 2012  
Response via : Initial Calibration  
DataAcq Meth : TVB4.M

Volume Inj. :  
Signal #1 Phase : DB-624 Signal #2 Phase: DB-624  
Signal #1 Info : 0.53 mm Signal #2 Info : 0.53 mm

Compound	R.T.	Response	Conc	Units
-----				
System Monitoring Compounds				
2) S 1,2,4-Trichlorobenzene	14.40	3022272	96.453 %	m
10) S 1,2,4-Trichlorobenzene (P)	14.40	18246081	112.265 %	
Target Compounds				
1) H TVH-Gasoline	7.23	5759454	<MDL	mg/L
4) T Methyl-t-butyl-ether	0.00	0	N.D.	ug/L d
5) T Benzene	0.00	0	N.D.	ug/L d
6) T Toluene	7.71	150059	0.379	ug/L
7) T Ethylbenzene	0.00	0	N.D.	ug/L d
8) T m,p-Xylene	10.51	195195	0.161	ug/L
9) T o-Xylene	0.00	0	N.D.	ug/L d
11) T Naphthalene	14.59	3765447	19.084	ug/L

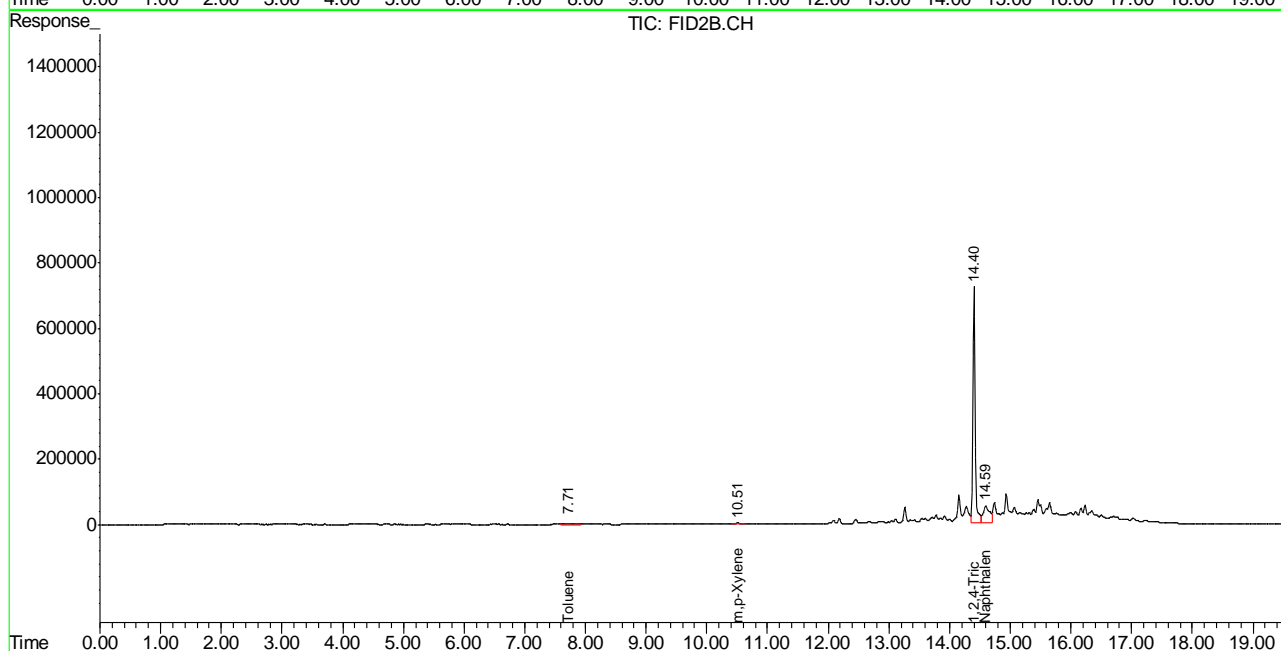
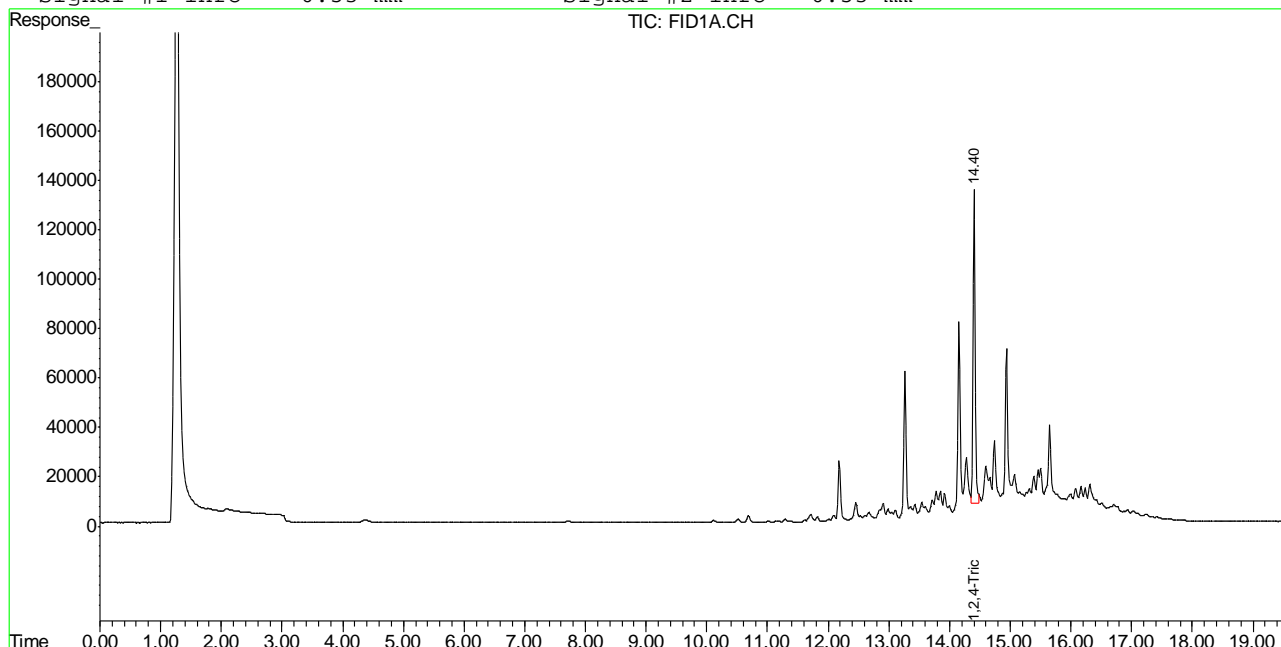
11.1.1  
11

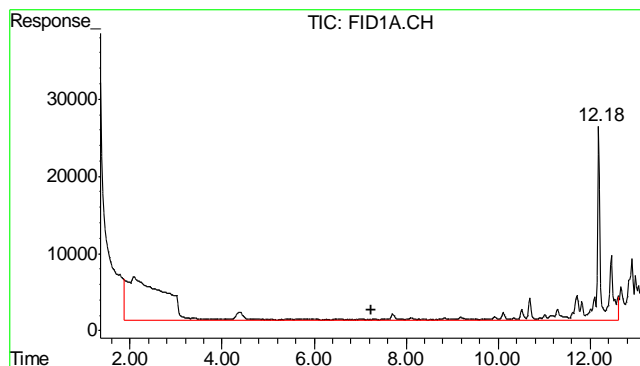
Quantitation Report (QT Reviewed)

Signal #1 : Y:\1\DATA\111912\GB18543.D\FID1A.CH Vial: 18  
 Signal #2 : Y:\1\DATA\111912\GB18543.D\FID2B.CH  
 Acq On : 19 Nov 2012 8:29 pm Operator: StephK  
 Sample : D41043-1, 50X Inst : GC/MS Ins  
 Misc : GC3244,GGB1011,5.006,,100,5,1 Multiplr: 1.00  
 IntFile Signal #1: TVH1.E IntFile Signal #2: FB2.E  
 Quant Time: Nov 20 8:48 2012 Quant Results File: TB868GB868SOIL.RES

Quant Method : C:\MSDCHEM\1...\TB868GB868SOIL.M (Chemstation Integrator)  
 Title : 8015B/8021B TVH/BTEX  
 Last Update : Tue Nov 20 08:46:18 2012  
 Response via : Multiple Level Calibration  
 DataAcq Meth : TVB4.M

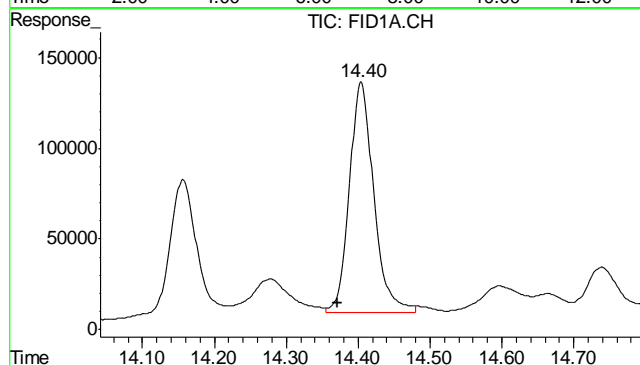
Volume Inj. :  
 Signal #1 Phase : DB-624 Signal #2 Phase: DB-624  
 Signal #1 Info : 0.53 mm Signal #2 Info : 0.53 mm





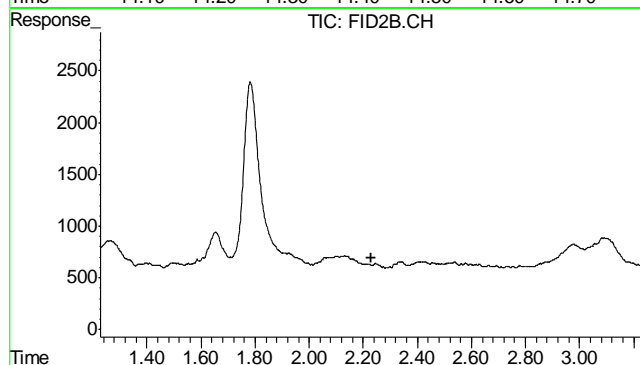
#1 TVH-Gasoline

R.T.: 7.230 min  
Delta R.T.: 0.000 min  
Response: 5759454  
Conc: N.D.



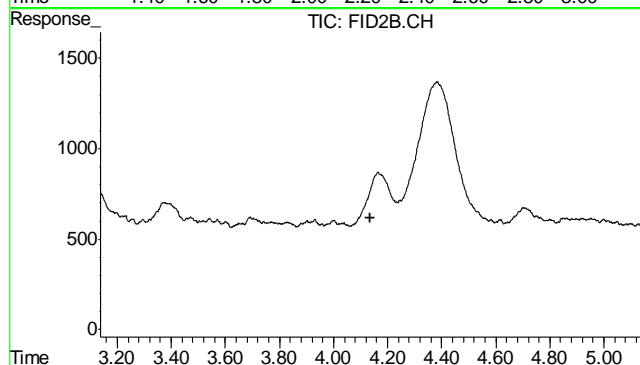
#2 1,2,4-Trichlorobenzene

R.T.: 14.404 min  
Delta R.T.: 0.033 min  
Response: 3022272  
Conc: 96.45 % m



#4 Methyl-t-butyl-ether

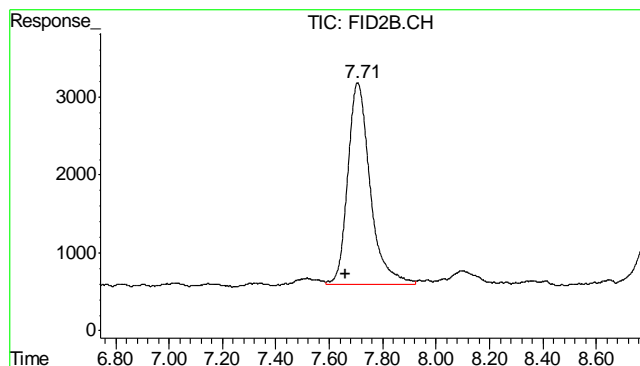
R.T.: 0.000 min  
Exp R.T.: 2.228 min  
Response: 0  
Conc: N.D.



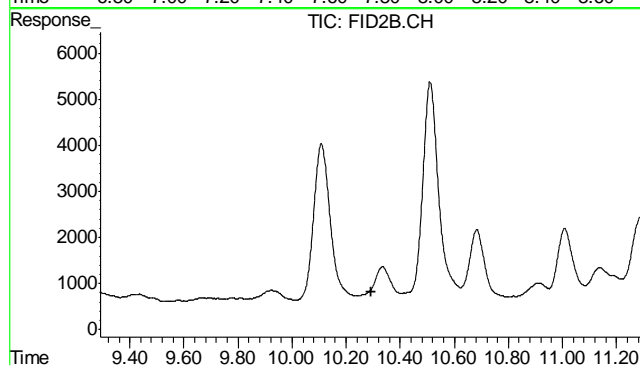
#5 Benzene

R.T.: 0.000 min  
Exp R.T.: 4.138 min  
Response: 0  
Conc: N.D.

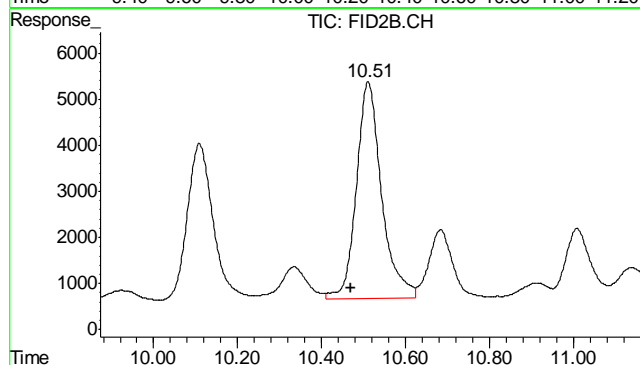
11.11



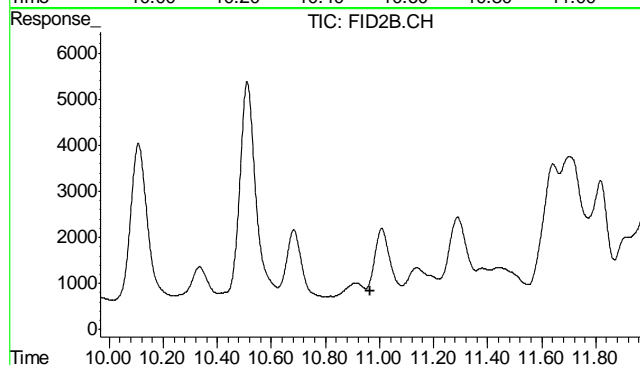
#6 Toluene  
 R.T.: 7.706 min  
 Delta R.T.: 0.044 min  
 Response: 150059  
 Conc: 0.38 ug/L



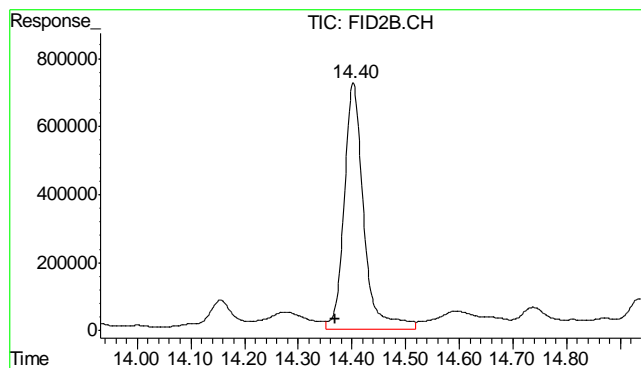
#7 Ethylbenzene  
 R.T.: 0.000 min  
 Exp R.T.: 10.291 min  
 Response: 0  
 Conc: N.D.



#8 m,p-Xylene  
 R.T.: 10.511 min  
 Delta R.T.: 0.039 min  
 Response: 195195  
 Conc: 0.16 ug/L

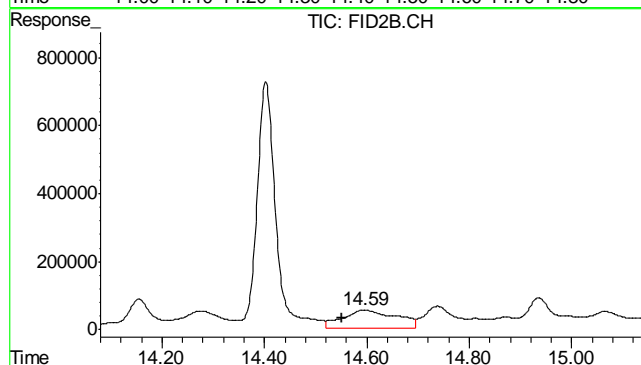


#9 o-Xylene  
 R.T.: 0.000 min  
 Exp R.T.: 10.967 min  
 Response: 0  
 Conc: N.D.



#10 1,2,4-Trichlorobenzene (P)

R.T.: 14.403 min  
Delta R.T.: 0.034 min  
Response: 18246081  
Conc: 112.26 %



#11 Naphthalene

R.T.: 14.595 min  
Delta R.T.: 0.044 min  
Response: 3765447  
Conc: 19.08 ug/L

11.1.1

Judy Melson  
11/20/12 09:59

## Quantitation Report (QT Reviewed)

Signal #1 : Y:\1\DATA\111912\GB18528.D\FID1A.CH Vial: 3  
Signal #2 : Y:\1\DATA\111912\GB18528.D\FID2B.CH  
Acq On : 19 Nov 2012 11:38 am Operator: StephK  
Sample : MB Inst : GC/MS Ins  
Misc : GC3244,GGB1011,5.000,,100,5,1 Multiplr: 1.00  
IntFile Signal #1: TVH1.E IntFile Signal #2: FB2.E  
Quant Time: Nov 19 12:11:29 2012 Quant Results File: TB868GB868SOIL.RES

Quant Method : C:\MSDCHEM\1...\TB868GB868SOIL.M (Chemstation Integrator)  
Title : 8015B/8021B TVH/BTEX  
Last Update : Mon Nov 19 11:29:35 2012  
Response via : Initial Calibration  
DataAcq Meth : TVB4.M

Volume Inj. :  
Signal #1 Phase : DB-624 Signal #2 Phase: DB-624  
Signal #1 Info : 0.53 mm Signal #2 Info : 0.53 mm

Compound	R.T.	Response	Conc	Units
-----				
System Monitoring Compounds				
2) S 1,2,4-Trichlorobenzene	14.38	2993791	95.544 %	m
10) S 1,2,4-Trichlorobenzene (P)	14.38	15977895	98.309 %	
Target Compounds				
1) H TVH-Gasoline	7.23	3947353	<MDL	mg/L
4) T Methyl-t-butyl-ether	0.00	0	N.D.	ug/L d
5) T Benzene	0.00	0	N.D.	ug/L d
6) T Toluene	7.68	151818	0.383	ug/L
7) T Ethylbenzene	0.00	0	N.D.	ug/L d
8) T m,p-Xylene	0.00	0	N.D.	ug/L d
9) T o-Xylene	0.00	0	N.D.	ug/L d
11) T Naphthalene	14.55	191642	0.971	ug/L

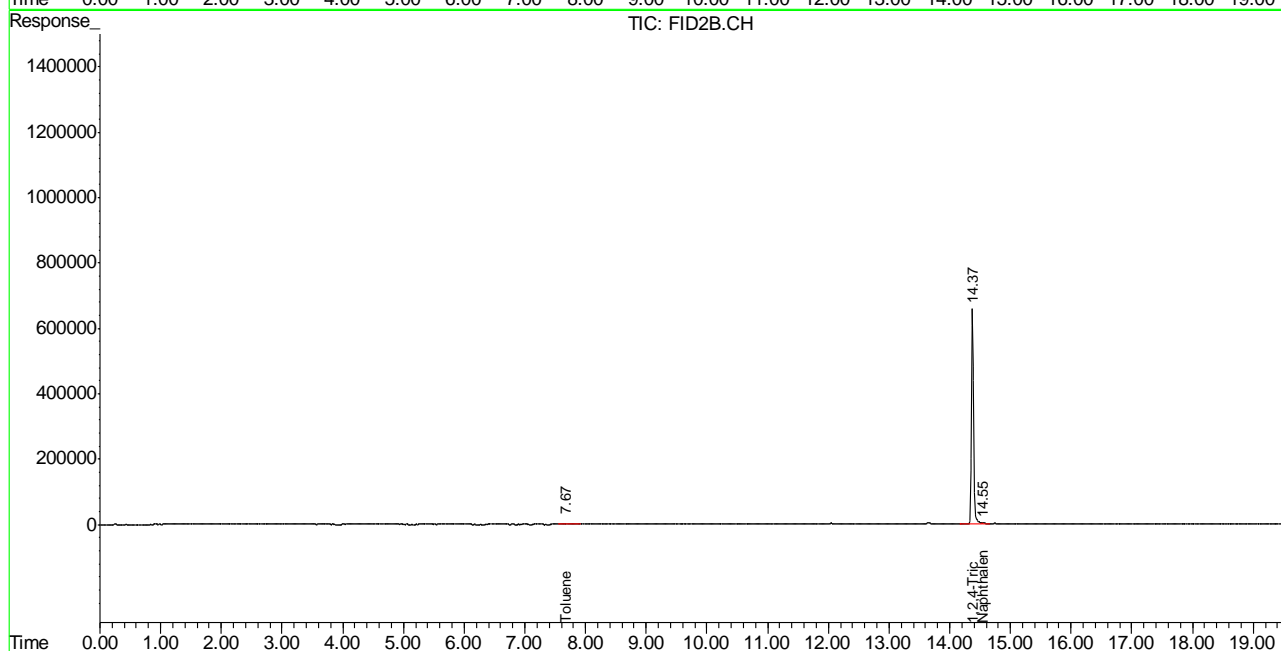
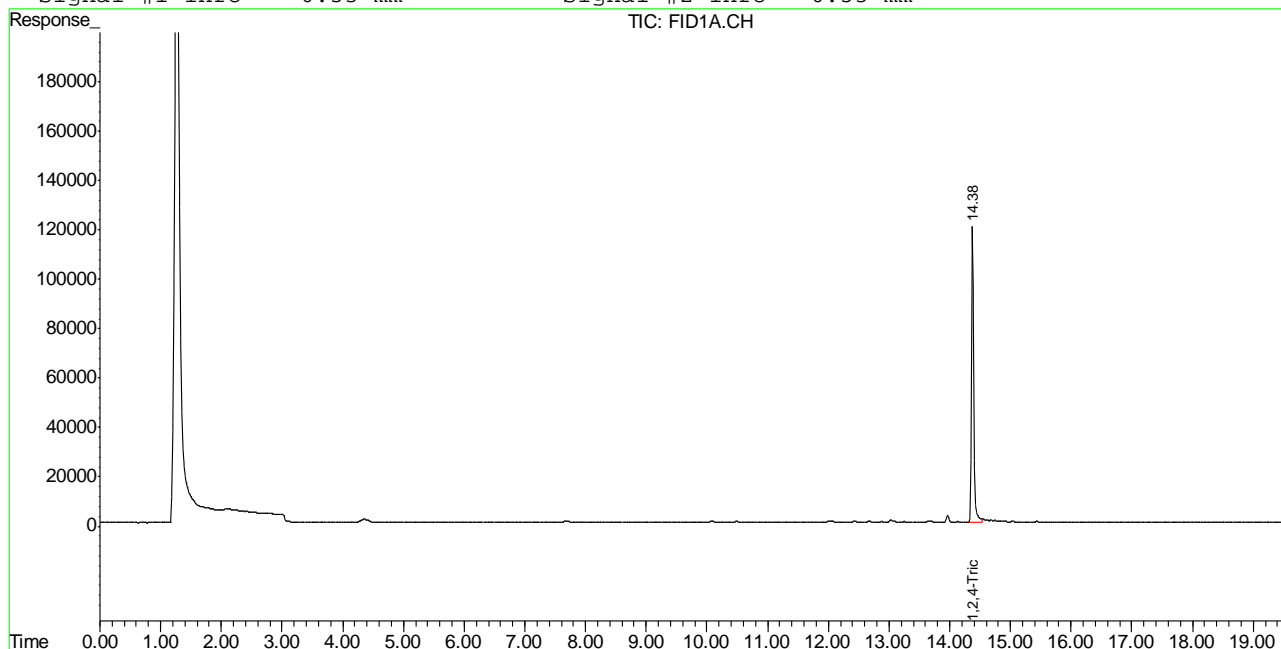
-----  
(f)=RT Delta > 1/2 Window (m)=manual int.  
GB18528.D TB868GB868SOIL.M Tue Nov 20 08:51:31 2012 GC

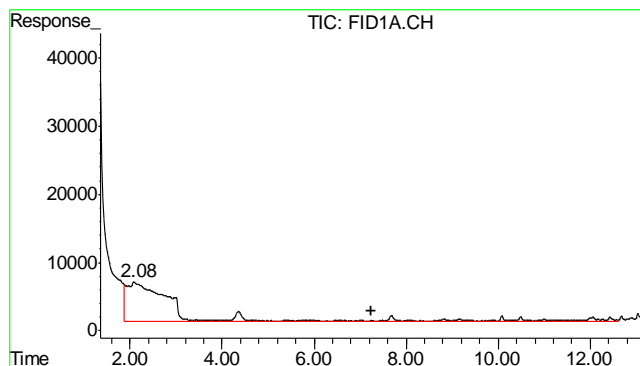
## Quantitation Report (QT Reviewed)

Signal #1 : Y:\1\DATA\111912\GB18528.D\FID1A.CH Vial: 3  
Signal #2 : Y:\1\DATA\111912\GB18528.D\FID2B.CH  
Acq On : 19 Nov 2012 11:38 am Operator: StephK  
Sample : MB Inst : GC/MS Ins  
Misc : GC3244,GGB1011,5.000,,100,5,1 Multiplr: 1.00  
IntFile Signal #1: TVH1.E IntFile Signal #2: FB2.E  
Quant Time: Nov 19 12:11 2012 Quant Results File: TB868GB868SOIL.RES

Quant Method : C:\MSDCHEM\1...\TB868GB868SOIL.M (Chemstation Integrator)  
Title : 8015B/8021B TVH/BTEX  
Last Update : Mon Nov 19 11:29:35 2012  
Response via : Multiple Level Calibration  
DataAcq Meth : TVB4.M

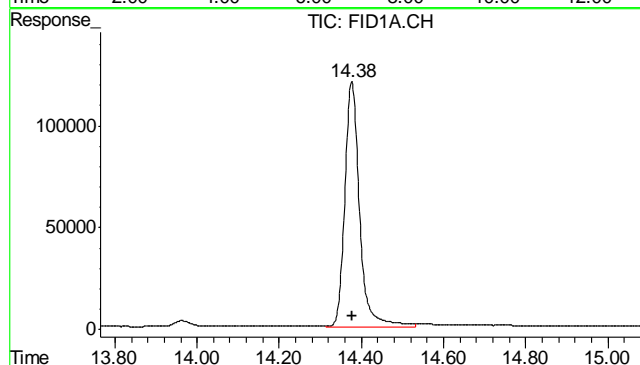
Volume Inj. :  
Signal #1 Phase : DB-624 Signal #2 Phase: DB-624  
Signal #1 Info : 0.53 mm Signal #2 Info : 0.53 mm





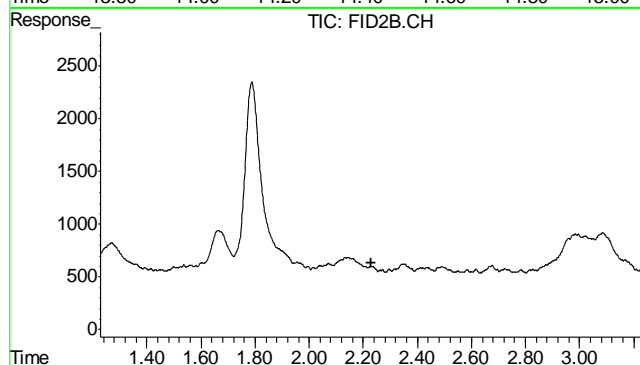
#1 TVH-Gasoline

R.T.: 7.230 min  
Delta R.T.: 0.000 min  
Response: 3947353  
Conc: N.D.



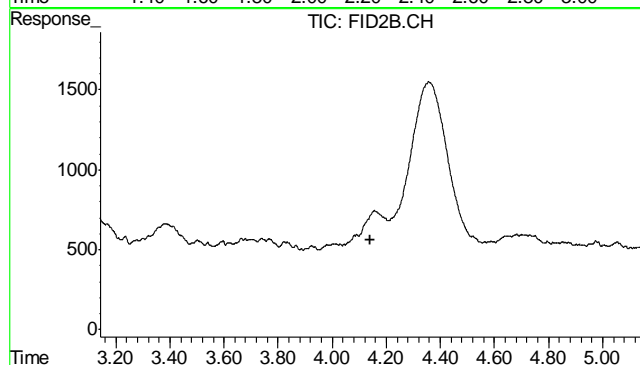
#2 1,2,4-Trichlorobenzene

R.T.: 14.376 min  
Delta R.T.: -0.003 min  
Response: 2993791  
Conc: 95.54 % m



#4 Methyl-t-butyl-ether

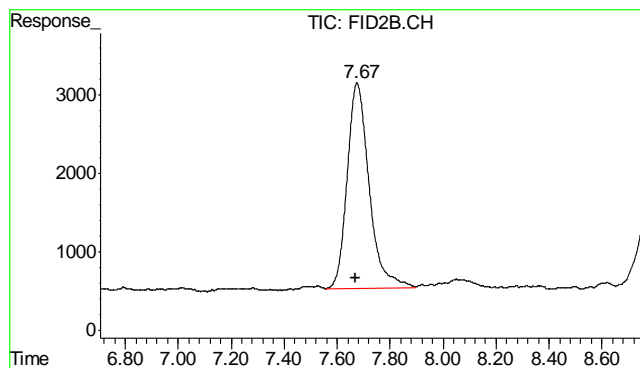
R.T.: 0.000 min  
Exp R.T.: 2.228 min  
Response: 0  
Conc: N.D.



#5 Benzene

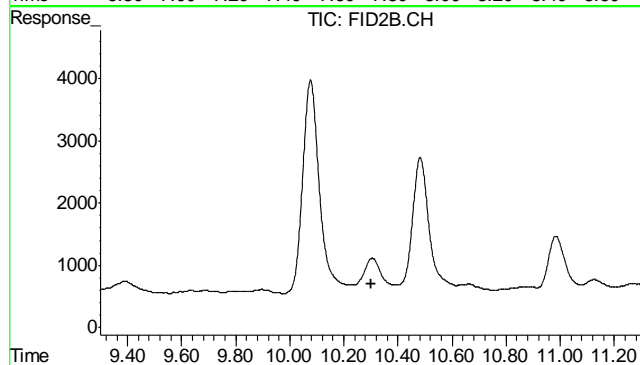
R.T.: 0.000 min  
Exp R.T.: 4.142 min  
Response: 0  
Conc: N.D.

11.21  
11



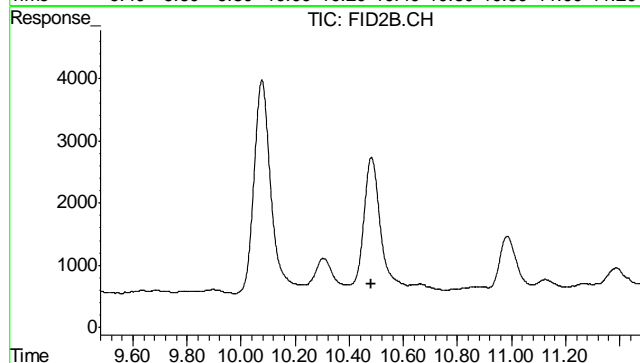
#6 Toluene

R.T.: 7.675 min  
Delta R.T.: 0.004 min  
Response: 151818  
Conc: 0.38 ug/L



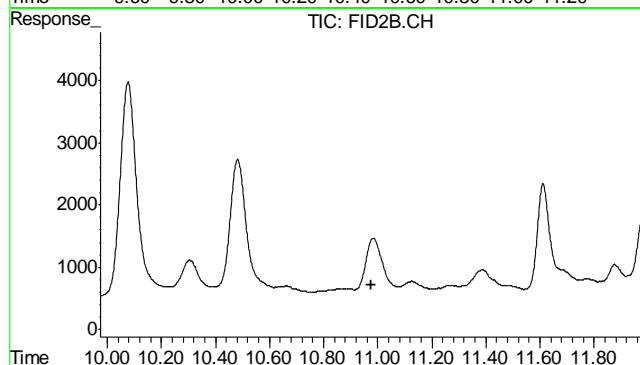
#7 Ethylbenzene

R.T.: 0.000 min  
Exp R.T. : 10.299 min  
Response: 0  
Conc: N.D.



#8 m,p-Xylene

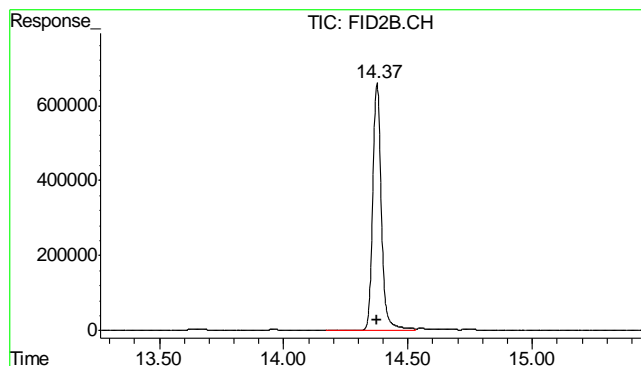
R.T.: 0.000 min  
Exp R.T. : 10.479 min  
Response: 0  
Conc: N.D.



#9 o-Xylene

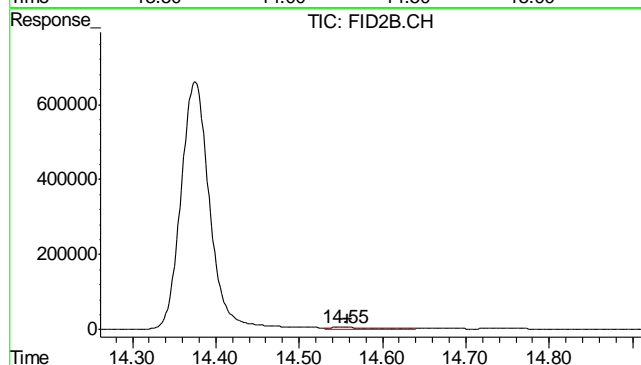
R.T.: 0.000 min  
Exp R.T. : 10.975 min  
Response: 0  
Conc: N.D.

11.21  
11



#10 1,2,4-Trichlorobenzene (P)

R.T.: 14.375 min  
Delta R.T.: 0.000 min  
Response: 15977895  
Conc: 98.31 %



#11 Naphthalene

R.T.: 14.554 min  
Delta R.T.: -0.005 min  
Response: 191642  
Conc: 0.97 ug/L

## GC Semi-volatiles

### QC Data Summaries

Includes the following where applicable:

- Method Blank Summaries
- Blank Spike Summaries
- Matrix Spike and Duplicate Summaries

**Method Blank Summary**

Page 1 of 1

Job Number: D41043

Account: XTOKRWR XTO Energy

Project: NPU 196-19B

Sample	File ID	DF	Analyzed	By	Prep Date	Prep Batch	Analytical Batch
OP6989-MB	FD19794.D	1	11/21/12	TR	11/20/12	OP6989	GFD995

The QC reported here applies to the following samples:

Method: SW846-8015B

D41043-1

CAS No.	Compound	Result	RL	MDL	Units	Q
	TPH-DRO (C10-C28)	ND	13	8.0	mg/kg	

CAS No.	Surrogate Recoveries	Limits
84-15-1	o-Terphenyl	87% 35-130%

12.1.1  
12

## Blank Spike Summary

Page 1 of 1

Job Number: D41043

Account: XTOKRWR XTO Energy

Project: NPU 196-19B

Sample	File ID	DF	Analyzed	By	Prep Date	Prep Batch	Analytical Batch
OP6989-BS	FD19796.D	1	11/21/12	TR	11/20/12	OP6989	GFD995

The QC reported here applies to the following samples:

Method: SW846-8015B

D41043-1

CAS No.	Compound	Spike mg/kg	BSP mg/kg	BSP %	Limits
	TPH-DRO (C10-C28)	667	627	94	48-130

CAS No.	Surrogate Recoveries	BSP	Limits
84-15-1	o-Terphenyl	87%	35-130%

\* = Outside of Control Limits.

# Matrix Spike/Matrix Spike Duplicate Summary

Page 1 of 1

Job Number: D41043  
Account: XTOKRWR XTO Energy  
Project: NPU 196-19B

Sample	File ID	DF	Analyzed	By	Prep Date	Prep Batch	Analytical Batch
OP6989-MS	FD19798.D	1	11/21/12	TR	11/20/12	OP6989	GFD995
OP6989-MSD	FD19800.D	1	11/21/12	TR	11/20/12	OP6989	GFD995
D41043-1	FD19804.D	1	11/21/12	TR	11/20/12	OP6989	GFD995

The QC reported here applies to the following samples:

Method: SW846-8015B

D41043-1

CAS No.	Compound	D41043-1 mg/kg	Q	Spike mg/kg	MS mg/kg	MS %	MSD mg/kg	MSD %	RPD	Limits Rec/RPD
	TPH-DRO (C10-C28)	380		743	893	69	823	60	8	20-168/30

CAS No.	Surrogate Recoveries	MS	MSD	D41043-1	Limits
84-15-1	o-Terphenyl	70%	66%	71%	35-130%

\* = Outside of Control Limits.

## GC Semi-volatiles

### Raw Data

Quantitation Report (QT Reviewed)

Data File : C:\MSDCHEM\2\DATA\2012\NOV\FD112112.SEC\FD19804.D Vial: 58  
Acq On : 11-21-2012 04:11:01 PM Operator: tedr  
Sample : D41043-1 Inst : FID5  
Misc : OP6989,GFD995,30.01,,,2,1 Multiplr: 1.00  
IntFile : autoint1.e  
Quant Time: Nov 26 09:34:10 2012 Quant Results File: DRO-GFD983R.RES

Quant Method : C:\MSDCHEM\2...\DRO-GFD983R.M (Chemstation Integrator)  
Title : 8015B TEH  
Last Update : Mon Nov 19 13:57:49 2012  
Response via : Initial Calibration  
DataAcq Meth : DRODUAL.M

Volume Inj. : 1ul  
Signal Phase : RTX-5  
Signal Info : 530um

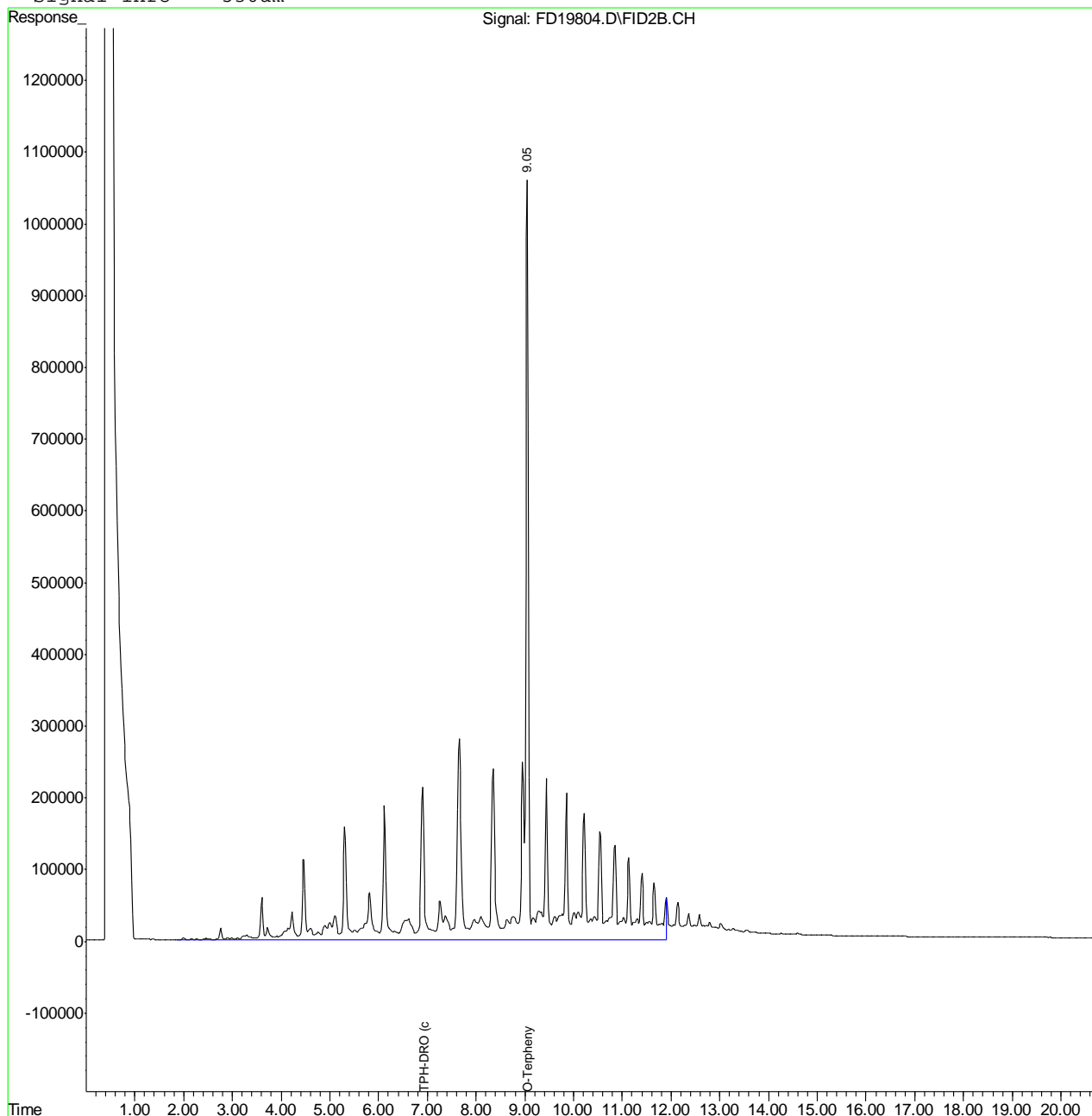
Compound	R.T.	Response	Conc Units
-----			
System Monitoring Compounds			
1) S O-Terphenyl	9.05	36235005	708.687 mg/L
Target Compounds			
2) H TPH-DRO (c10-c28)	6.93	188815654	5108.851 mg/L

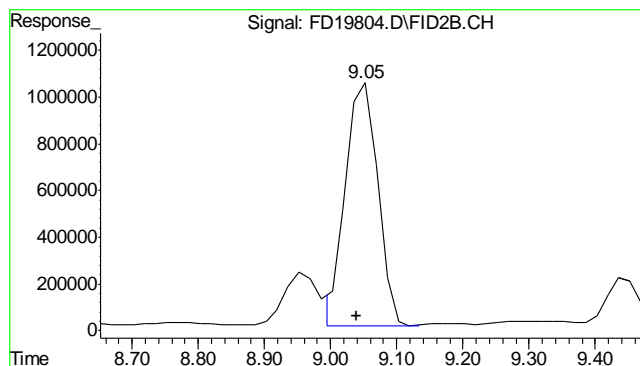
Quantitation Report (QT Reviewed)

Data File : C:\MSDCHEM\2\DATA\2012\NOV\FD112112.SEC\FD19804.D Vial: 58  
 Acq On : 11-21-2012 04:11:01 PM Operator: tedr  
 Sample : D41043-1 Inst : FID5  
 Misc : OP6989,GFD995,30.01,,,2,1 Multiplr: 1.00  
 IntFile : autoint1.e  
 Quant Time: Nov 26 9:36 2012 Quant Results File: DRO-GFD983R.RES

Quant Method : C:\MSDCHEM\2...\DRO-GFD983R.M (Chemstation Integrator)  
 Title : 8015B TEH  
 Last Update : Mon Nov 19 13:57:49 2012  
 Response via : Multiple Level Calibration  
 DataAcq Meth : DRODUAL.M

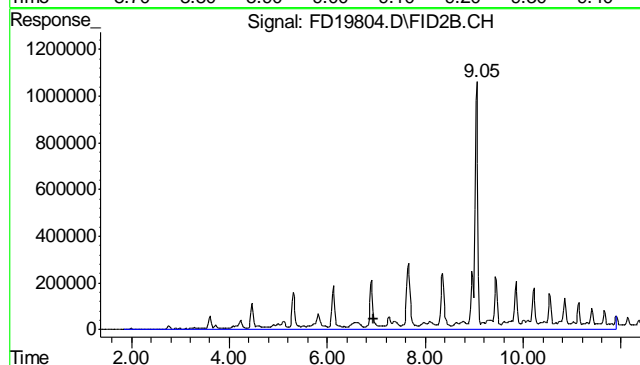
Volume Inj. : 1ul  
 Signal Phase : RTX-5  
 Signal Info : 530um





#1 O-Terphenyl

R.T.: 9.054 min  
 Delta R.T.: 0.014 min  
 Response: 36235005  
 Conc: 708.69 mg/L



#2 TPH-DRO (c10-c28)

R.T.: 6.935 min  
 Delta R.T.: 0.000 min  
 Response: 188815654  
 Conc: 5108.85 mg/L m

## Quantitation Report (QT Reviewed)

Data File : C:\MSDCHEM\2\DATA\2012\NOV\FD112112.SEC\FD19794.D Vial: 53  
Acq On : 11-21-2012 01:30:35 PM Operator: tedr  
Sample : OP6989-MB Inst : FID5  
Misc : OP6989,GFD995,30.00,,,2,1 Multiplr: 1.00  
IntFile : autoint1.e  
Quant Time: Nov 21 14:05:56 2012 Quant Results File: DRO-GFD983R.RES

Quant Method : C:\MSDCHEM\2...\DRO-GFD983R.M (Chemstation Integrator)  
Title : 8015B TEH  
Last Update : Mon Nov 19 13:57:49 2012  
Response via : Initial Calibration  
DataAcq Meth : DRODUAL.M

Volume Inj. : 1ul  
Signal Phase : RTX-5  
Signal Info : 530um

Compound	R.T.	Response	Conc Units
-----			
System Monitoring Compounds			
1) S O-Terphenyl	9.05	44609643	872.479 mg/L
Target Compounds			
2) H TPH-DRO (c10-c28)	6.93	1274774	34.492 mg/L

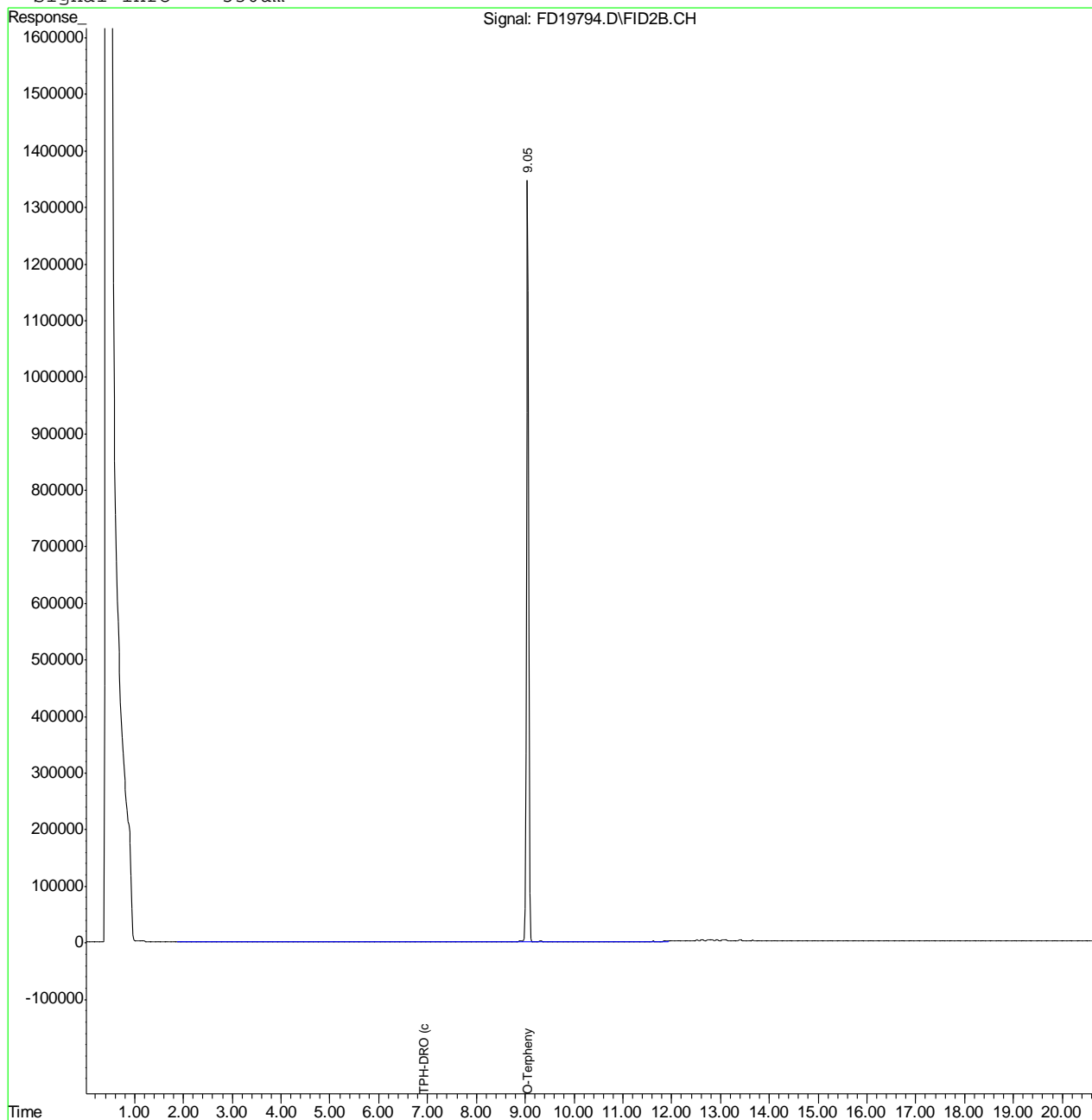
-----  
(f)=RT Delta > 1/2 Window (m)=manual int.  
FD19794.D DRO-GFD983R.M Mon Nov 26 09:51:02 2012 GC

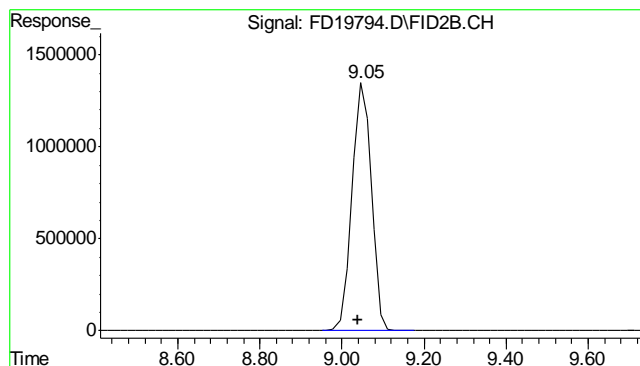
## Quantitation Report (QT Reviewed)

Data File : C:\MSDCHEM\2\DATA\2012\NOV\FD112112.SEC\FD19794.D Vial: 53  
Acq On : 11-21-2012 01:30:35 PM Operator: tedr  
Sample : OP6989-MB Inst : FID5  
Misc : OP6989,GFD995,30.00,,,2,1 Multiplr: 1.00  
IntFile : autoint1.e  
Quant Time: Nov 21 14:06 2012 Quant Results File: DRO-GFD983R.RES

Quant Method : C:\MSDCHEM\2...\DRO-GFD983R.M (Chemstation Integrator)  
Title : 8015B TEH  
Last Update : Mon Nov 19 13:57:49 2012  
Response via : Multiple Level Calibration  
DataAcq Meth : DRODUAL.M

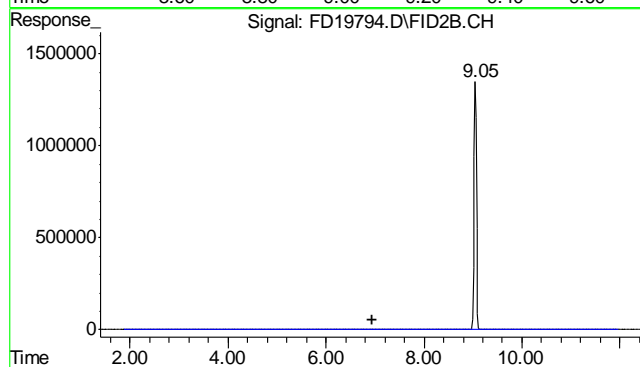
Volume Inj. : 1ul  
Signal Phase : RTX-5  
Signal Info : 530um





#1 O-Terphenyl

R.T.: 9.055 min  
Delta R.T.: 0.015 min  
Response: 44609643  
Conc: 872.48 mg/L



#2 TPH-DRO (c10-c28)

R.T.: 6.935 min  
Delta R.T.: 0.000 min  
Response: 1274774  
Conc: 34.49 mg/L m

13.2.1  
13

## Metals Analysis

### QC Data Summaries

Includes the following where applicable:

- Method Blank Summaries
- Matrix Spike and Duplicate Summaries
- Blank Spike and Lab Control Sample Summaries
- Serial Dilution Summaries

BLANK RESULTS SUMMARY  
Part 2 - Method Blanks

Login Number: D41043  
Account: XTOKRWR - XTO Energy  
Project: NPU 196-19B

QC Batch ID: MP8913  
Matrix Type: SOLID

Methods: SW846 6010C  
Units: mg/kg

Prep Date: 11/19/12

Metal	RL	IDL	MDL	MB raw	final
Aluminum	10	.96	.57		
Antimony	3.0	.17	.12		
Arsenic	2.5	.44	.56		
Barium	1.0	.01	.11	0.020	<1.0
Beryllium	1.0	.13	.15		
Boron	5.0	.1	.06		
Cadmium	1.0	.06	.036	-0.020	<1.0
Calcium	40	.54	9		
Chromium	1.0	.03	.03	0.010	<1.0
Cobalt	0.50	.04	.07		
Copper	1.0	.12	.15	-0.070	<1.0
Iron	7.0	.12	.87		
Lead	5.0	.19	.24	-0.33	<5.0
Lithium	0.20	.05	.054		
Magnesium	20	.65	.98		
Manganese	0.50	.12	.022		
Molybdenum	1.0	.21	.08		
Nickel	3.0	.05	.026	0.0	<3.0
Phosphorus	10	1.4	1.9		
Potassium	200	6.1	7		
Selenium	5.0	.48	.36	-0.21	<5.0
Silicon	5.0	.29	.37		
Silver	3.0	.04	.06	-0.040	<3.0
Sodium	40	.59	1.9		
Strontium	5.0	.004	.017		
Thallium	1.0	.29	.53		
Tin	5.0	1.2	2		
Titanium	1.0	.01	.038		
Uranium	5.0	.22	.26		
Vanadium	1.0	.02	.036		
Zinc	3.0	.05	.37	-0.18	<3.0

Associated samples MP8913: D41043-1

Results < IDL are shown as zero for calculation purposes  
(\*) Outside of QC limits

BLANK RESULTS SUMMARY  
Part 2 - Method Blanks

Login Number: D41043  
Account: XTOKRWR - XTO Energy  
Project: NPU 196-19B

QC Batch ID: MP8913  
Matrix Type: SOLID

Methods: SW846 6010C  
Units: mg/kg

Prep Date:

Metal

(anr) Analyte not requested

MATRIX SPIKE AND DUPLICATE RESULTS SUMMARY

Login Number: D41043  
Account: XTOKRWR - XTO Energy  
Project: NPU 196-19B

QC Batch ID: MP8913  
Matrix Type: SOLID

Methods: SW846 6010C  
Units: mg/kg

Prep Date: 11/19/12

Metal	D41013-1 Original MS	Spikelot ICPALL2	% Rec	QC Limits
Aluminum	anr			
Antimony	anr			
Arsenic	anr			
Barium	1000	1310	244	127.2(a) 75-125
Beryllium	anr			
Boron				
Cadmium	0.0	49.1	60.9	80.6 75-125
Calcium				
Chromium	34.1	80.8	60.9	76.7 75-125
Cobalt	anr			
Copper	12.6	63.5	60.9	83.5 75-125
Iron	anr			
Lead	11.5	112	122	82.5 75-125
Lithium				
Magnesium				
Manganese	anr			
Molybdenum				
Nickel	17.5	61.9	60.9	72.9N(b) 75-125
Phosphorus	anr			
Potassium				
Selenium	0.77	99.9	122	81.4 75-125
Silicon				
Silver	0.18	18.1	24.4	73.5N(b) 75-125
Sodium				
Strontium				
Thallium	anr			
Tin				
Titanium				
Uranium				
Vanadium	anr			
Zinc	46.7	96.6	60.9	81.9 75-125

Associated samples MP8913: D41043-1

Results < IDL are shown as zero for calculation purposes  
(\*) Outside of QC limits

MATRIX SPIKE AND DUPLICATE RESULTS SUMMARY

Login Number: D41043  
Account: XTOKRWR - XTO Energy  
Project: NPU 196-19B

QC Batch ID: MP8913  
Matrix Type: SOLID

Methods: SW846 6010C  
Units: mg/kg

Prep Date:

Metal

- (N) Matrix Spike Rec. outside of QC limits  
(anr) Analyte not requested  
(a) Spike amount low relative to the sample amount. Refer to lab control or spike blank for recovery information.  
(b) Spike recovery indicates possible matrix interference.

MATRIX SPIKE AND DUPLICATE RESULTS SUMMARY

Login Number: D41043  
Account: XTOKRWR - XTO Energy  
Project: NPU 196-19B

QC Batch ID: MP8913  
Matrix Type: SOLID

Methods: SW846 6010C  
Units: mg/kg

Prep Date: 11/19/12

Metal	D41013-1 Original MSD		Spikelot ICPALL2	% Rec	MSD RPD	QC Limit
Aluminum	anr					
Antimony	anr					
Arsenic	anr					
Barium	1000	1220	251	87.5	7.1	20
Beryllium	anr					
Boron						
Cadmium	0.0	50.0	62.8	79.6	1.8	20
Calcium						
Chromium	34.1	77.5	62.8	69.1N(a)	4.2	20
Cobalt	anr					
Copper	12.6	64.7	62.8	82.9	1.9	20
Iron	anr					
Lead	11.5	113	126	80.8	0.9	20
Lithium						
Magnesium						
Manganese	anr					
Molybdenum						
Nickel	17.5	62.3	62.8	71.3N(a)	0.6	20
Phosphorus	anr					
Potassium						
Selenium	0.77	101	126	79.8	1.1	20
Silicon						
Silver	0.18	18.5	25.1	72.9N(a)	2.2	20
Sodium						
Strontium						
Thallium	anr					
Tin						
Titanium						
Uranium						
Vanadium	anr					
Zinc	46.7	96.1	62.8	78.6	0.5	20

Associated samples MP8913: D41043-1

Results < IDL are shown as zero for calculation purposes  
(\*) Outside of QC limits

MATRIX SPIKE AND DUPLICATE RESULTS SUMMARY

Login Number: D41043  
Account: XTOKRWR - XTO Energy  
Project: NPU 196-19B

QC Batch ID: MP8913  
Matrix Type: SOLID

Methods: SW846 6010C  
Units: mg/kg

Prep Date:

Metal

- (N) Matrix Spike Rec. outside of QC limits
- (anr) Analyte not requested
- (a) Spike recovery indicates possible matrix interference.

## SPIKE BLANK AND LAB CONTROL SAMPLE SUMMARY

Login Number: D41043  
 Account: XTOKRWR - XTO Energy  
 Project: NPU 196-19B

QC Batch ID: MP8913  
 Matrix Type: SOLID

Methods: SW846 6010C  
 Units: mg/kg

Prep Date: 11/19/12

Metal	BSP Result	Spikelot ICPALL2	% Rec	QC Limits
Aluminum	anr			
Antimony	anr			
Arsenic	anr			
Barium	190	200	95.0	80-120
Beryllium	anr			
Boron				
Cadmium	45.1	50	90.2	80-120
Calcium				
Chromium	47.7	50	95.4	80-120
Cobalt	anr			
Copper	43.0	50	86.0	80-120
Iron	anr			
Lead	96.2	100	96.2	80-120
Lithium				
Magnesium				
Manganese	anr			
Molybdenum				
Nickel	45.7	50	91.4	80-120
Phosphorus	anr			
Potassium				
Selenium	91.1	100	91.1	80-120
Silicon				
Silver	16.8	20	84.0	80-120
Sodium				
Strontium				
Thallium	anr			
Tin				
Titanium				
Uranium				
Vanadium	anr			
Zinc	48.3	50	96.6	80-120

Associated samples MP8913: D41043-1

Results < IDL are shown as zero for calculation purposes  
 (\*) Outside of QC limits

SPIKE BLANK AND LAB CONTROL SAMPLE SUMMARY

Login Number: D41043  
Account: XTOKRWR - XTO Energy  
Project: NPU 196-19B

QC Batch ID: MP8913  
Matrix Type: SOLID

Methods: SW846 6010C  
Units: mg/kg

Prep Date:

Metal

(anr) Analyte not requested

SERIAL DILUTION RESULTS SUMMARY

Login Number: D41043  
Account: XTOKRWR - XTO Energy  
Project: NPU 196-19B

QC Batch ID: MP8913  
Matrix Type: SOLID

Methods: SW846 6010C  
Units: ug/l

Prep Date: 11/19/12

Metal	D41013-1 Original	SDL 1:5	%DIF	QC Limits
Aluminum	anr			
Antimony	anr			
Arsenic	anr			
Barium	8220	9560	16.3*(a)	0-10
Beryllium	anr			
Boron				
Cadmium	0.00	0.00	NC	0-10
Calcium				
Chromium	280	326	16.4*(a)	0-10
Cobalt	anr			
Copper	103	106	2.3	0-10
Iron	anr			
Lead	94.0	92.0	2.1	0-10
Lithium				
Magnesium				
Manganese	anr			
Molybdenum				
Nickel	144	173	19.8*(a)	0-10
Phosphorus	anr			
Potassium				
Selenium	6.30	0.00	100.0(b)	0-10
Silicon				
Silver	1.50	0.00	100.0(b)	0-10
Sodium				
Strontium				
Thallium	anr			
Tin				
Titanium				
Uranium				
Vanadium	anr			
Zinc	383	458	19.5*(a)	0-10

Associated samples MP8913: D41043-1

Results < IDL are shown as zero for calculation purposes  
(\*) Outside of QC limits

14.1.4  
14

SERIAL DILUTION RESULTS SUMMARY

Login Number: D41043  
Account: XTOKRWR - XTO Energy  
Project: NPU 196-19B

QC Batch ID: MP8913  
Matrix Type: SOLID

Methods: SW846 6010C  
Units: ug/l

Prep Date:

Metal

(anr) Analyte not requested

(a) Serial dilution indicates possible matrix interference.

(b) Percent difference acceptable due to low initial sample concentration (< 50 times IDL).

14.1.4  
14

BLANK RESULTS SUMMARY  
Part 2 - Method Blanks

Login Number: D41043  
Account: XTOKRWR - XTO Energy  
Project: NPU 196-19B

QC Batch ID: MP8914  
Matrix Type: SOLID

Methods: SW846 6020A  
Units: mg/kg

Prep Date: 11/19/12

Metal	RL	IDL	MDL	MB raw	final
Aluminum	25	.22	.31		
Antimony	0.20	.0018	.0075		
Arsenic	0.10	.006	.06	0.0076	<0.10
Barium	1.0	.0065	.037		
Beryllium	0.10	.016	.09		
Boron	20	1.2	1.2		
Calcium	200	7.9	8		
Chromium	1.0	.033	.19		
Cobalt	0.10	.0012	.015		
Copper	1.0	.017	.065		
Iron	20	.8	5		
Lead	0.25	.0011	.024		
Magnesium	50	.44	.85		
Manganese	0.50	.0043	.02		
Molybdenum	0.50	.018	.018		
Nickel	1.0	.0049	.011		
Phosphorus	30	1.4	3.6		
Potassium	100	9.8	10		
Selenium	0.20	.029	.14		
Silver	0.050	.0009	.0065		
Sodium	250	1.5	2.3		
Strontium	10	.036	.036		
Thallium	0.10	.00095	.0095		
Tin	5.0	.023	.34		
Titanium	1.0	.044	.1		
Uranium	0.25	.00085	.001		
Vanadium	2.0	.12	.21		
Zinc	5.0	.033	.35		

Associated samples MP8914: D41043-1

Results < IDL are shown as zero for calculation purposes  
(\*) Outside of QC limits  
(anr) Analyte not requested

MATRIX SPIKE AND DUPLICATE RESULTS SUMMARY

Login Number: D41043  
Account: XTOKRWR - XTO Energy  
Project: NPU 196-19B

QC Batch ID: MP8914  
Matrix Type: SOLID

Methods: SW846 6020A  
Units: mg/kg

Prep Date: 11/19/12

Metal	D41013-1 Original MS	Spikelot ICPALL2	% Rec	QC Limits
Aluminum				
Antimony				
Arsenic	8.1	128	122	98.4
Barium				75-125
Beryllium				
Boron				
Calcium				
Chromium	anr			
Cobalt				
Copper	anr			
Iron				
Lead	anr			
Magnesium				
Manganese				
Molybdenum	anr			
Nickel	anr			
Phosphorus	anr			
Potassium	anr			
Selenium	anr			
Silver				
Sodium	anr			
Strontium				
Thallium				
Tin				
Titanium				
Uranium				
Vanadium				
Zinc	anr			

Associated samples MP8914: D41043-1

Results < IDL are shown as zero for calculation purposes  
(\*) Outside of QC limits  
(N) Matrix Spike Rec. outside of QC limits  
(anr) Analyte not requested

14.2.2  
14

MATRIX SPIKE AND DUPLICATE RESULTS SUMMARY

Login Number: D41043  
Account: XTOKRWR - XTO Energy  
Project: NPU 196-19B

QC Batch ID: MP8914  
Matrix Type: SOLID

Methods: SW846 6020A  
Units: mg/kg

Prep Date: 11/19/12

Metal	D41013-1 Original	MSD	Spikelot ICPALL2	% Rec	MSD RPD	QC Limit
Aluminum						
Antimony						
Arsenic	8.1	130	126	97.0	1.6	20
Barium						
Beryllium						
Boron						
Calcium						
Chromium	anr					
Cobalt						
Copper	anr					
Iron						
Lead	anr					
Magnesium						
Manganese						
Molybdenum	anr					
Nickel	anr					
Phosphorus	anr					
Potassium	anr					
Selenium	anr					
Silver						
Sodium	anr					
Strontium						
Thallium						
Tin						
Titanium						
Uranium						
Vanadium						
Zinc	anr					

Associated samples MP8914: D41043-1

Results < IDL are shown as zero for calculation purposes  
(\*) Outside of QC limits  
(N) Matrix Spike Rec. outside of QC limits  
(anr) Analyte not requested

14.2.2  
14

## SPIKE BLANK AND LAB CONTROL SAMPLE SUMMARY

Login Number: D41043  
Account: XTOKRWR - XTO Energy  
Project: NPU 196-19B

QC Batch ID: MP8914  
Matrix Type: SOLID

Methods: SW846 6020A  
Units: mg/kg

Prep Date: 11/19/12

Metal	BSP Result	Spikelot ICPALL2	% Rec	QC Limits
Aluminum				
Antimony				
Arsenic	100	100	100.0	80-120
Barium				
Beryllium				
Boron				
Calcium				
Chromium	anr			
Cobalt				
Copper	anr			
Iron				
Lead	anr			
Magnesium				
Manganese				
Molybdenum	anr			
Nickel	anr			
Phosphorus	anr			
Potassium	anr			
Selenium	anr			
Silver				
Sodium	anr			
Strontium				
Thallium				
Tin				
Titanium				
Uranium				
Vanadium				
Zinc	anr			

Associated samples MP8914: D41043-1

Results < IDL are shown as zero for calculation purposes  
(\*) Outside of QC limits  
(anr) Analyte not requested

14.2.3  
14

SERIAL DILUTION RESULTS SUMMARY

Login Number: D41043  
Account: XTOKRWR - XTO Energy  
Project: NPU 196-19B

QC Batch ID: MP8914  
Matrix Type: SOLID

Methods: SW846 6020A  
Units: ug/l

Prep Date: 11/19/12

Metal	D41013-1 Original	SDL 5:25	%DIF	QC Limits
Aluminum				
Antimony				
Arsenic	64.5	73.5	9.9	0-10
Barium				
Beryllium				
Boron				
Calcium				
Chromium	anr			
Cobalt				
Copper	anr			
Iron				
Lead	anr			
Magnesium				
Manganese				
Molybdenum	anr			
Nickel	anr			
Phosphorus	anr			
Potassium	anr			
Selenium	anr			
Silver				
Sodium	anr			
Strontium				
Thallium				
Tin				
Titanium				
Uranium				
Vanadium				
Zinc	anr			

Associated samples MP8914: D41043-1

Results < IDL are shown as zero for calculation purposes  
(\*) Outside of QC limits  
(anr) Analyte not requested

14.2.4  
14

BLANK RESULTS SUMMARY  
Part 2 - Method Blanks

Login Number: D41043  
Account: XTOKRWR - XTO Energy  
Project: NPU 196-19B

QC Batch ID: MP8915  
Matrix Type: AQUEOUS

Methods: SW846 6010C, USDA HANDBOOK 60  
Units: ug/l

Prep Date: 11/19/12

Metal	RL	IDL	MDL	MB raw	final
Aluminum	500	48	130		
Antimony	150	8.5	18		
Arsenic	130	22	42		
Barium	50	.5	9		
Beryllium	50	6.5	16		
Boron	250	5	22		
Cadmium	50	3	3		
Calcium	2000	27	80	22.5	<2000
Chromium	50	1.5	2.8		
Cobalt	25	2	2.1		
Copper	50	6	15		
Iron	350	6	100		
Lead	250	9.5	15		
Lithium	10	2.5			
Magnesium	1000	33	110	38.0	<1000
Manganese	25	6	6		
Molybdenum	50	11	11		
Nickel	150	2.5	2.9		
Phosphorus	500	70	300		
Potassium	5000	310	750		
Selenium	250	24	55		
Silicon	250	15			
Silver	150	2	4.9		
Sodium	2000	30	490	-290	<2000
Strontium	25	.2	7.5		
Thallium	50	15	43		
Tin	250	60			
Titanium	50	.5			
Uranium	250	11	23		
Vanadium	50	1	2.4		
Zinc	150	2.5	12		

Associated samples MP8915: D41043-1A

Results < IDL are shown as zero for calculation purposes  
(\*) Outside of QC limits

BLANK RESULTS SUMMARY  
Part 2 - Method Blanks

Login Number: D41043  
Account: XTOKRWR - XTO Energy  
Project: NPU 196-19B

QC Batch ID: MP8915  
Matrix Type: AQUEOUS

Methods: SW846 6010C, USDA HANDBOOK 60  
Units: ug/l

Prep Date:

Metal

(anr) Analyte not requested

MATRIX SPIKE AND DUPLICATE RESULTS SUMMARY

Login Number: D41043  
Account: XTOKRWR - XTO Energy  
Project: NPU 196-19B

QC Batch ID: MP8915  
Matrix Type: AQUEOUS

Methods: SW846 6010C, USDA HANDBOOK 60  
Units: ug/l

Prep Date: 11/19/12

Metal	D41042-1A Original MS		Spikelot ICPAL2	% Rec	QC Limits
Aluminum					
Antimony					
Arsenic					
Barium					
Beryllium					
Boron					
Cadmium					
Calcium	194000	332000	125000	110.4	75-125
Chromium					
Cobalt					
Copper					
Iron					
Lead					
Lithium					
Magnesium	99900	226000	125000	100.9	75-125
Manganese					
Molybdenum					
Nickel					
Phosphorus					
Potassium					
Selenium					
Silicon					
Silver					
Sodium	660000	765000	125000	84.0	75-125
Strontium					
Thallium					
Tin					
Titanium					
Uranium					
Vanadium					
Zinc					

Associated samples MP8915: D41043-1A

Results < IDL are shown as zero for calculation purposes  
(\*) Outside of QC limits

14.3.2  
14

MATRIX SPIKE AND DUPLICATE RESULTS SUMMARY

Login Number: D41043  
Account: XTOKRWR - XTO Energy  
Project: NPU 196-19B

QC Batch ID: MP8915  
Matrix Type: AQUEOUS

Methods: SW846 6010C, USDA HANDBOOK 60  
Units: ug/l

Prep Date:

Metal

(N) Matrix Spike Rec. outside of QC limits  
(anr) Analyte not requested

MATRIX SPIKE AND DUPLICATE RESULTS SUMMARY

Login Number: D41043  
Account: XTOKRWR - XTO Energy  
Project: NPU 196-19B

QC Batch ID: MP8915  
Matrix Type: AQUEOUS

Methods: SW846 6010C, USDA HANDBOOK 60  
Units: ug/l

Prep Date: 11/19/12

Metal	D41042-1A Original	MSD	SpikeLot ICPALL2	% Rec	MSD RPD	QC Limit
Aluminum						
Antimony						
Arsenic						
Barium						
Beryllium						
Boron						
Cadmium						
Calcium	194000	337000	125000	114.4	1.5	20
Chromium						
Cobalt						
Copper						
Iron						
Lead						
Lithium						
Magnesium	99900	221000	125000	96.9	2.2	20
Manganese						
Molybdenum						
Nickel						
Phosphorus						
Potassium						
Selenium						
Silicon						
Silver						
Sodium	660000	746000	125000	68.8 (a)	2.5	20
Strontium						
Thallium						
Tin						
Titanium						
Uranium						
Vanadium						
Zinc						

Associated samples MP8915: D41043-1A

Results < IDL are shown as zero for calculation purposes  
(\*) Outside of QC limits

14.3.2  
14

MATRIX SPIKE AND DUPLICATE RESULTS SUMMARY

Login Number: D41043  
Account: XTOKRWR - XTO Energy  
Project: NPU 196-19B

QC Batch ID: MP8915  
Matrix Type: AQUEOUS

Methods: SW846 6010C, USDA HANDBOOK 60  
Units: ug/l

Prep Date:

Metal

- (N) Matrix Spike Rec. outside of QC limits  
(anr) Analyte not requested  
(a) Spike amount low relative to the sample amount. Refer to lab control or spike blank for recovery information.

## SPIKE BLANK AND LAB CONTROL SAMPLE SUMMARY

Login Number: D41043  
Account: XTOKRWR - XTO Energy  
Project: NPU 196-19B

QC Batch ID: MP8915  
Matrix Type: AQUEOUS

Methods: SW846 6010C, USDA HANDBOOK 60  
Units: ug/l

Prep Date: 11/19/12

Metal	BSP Result	Spikelot ICPALL2	% Rec	QC Limits
Aluminum				
Antimony				
Arsenic				
Barium				
Beryllium				
Boron				
Cadmium				
Calcium	141000	125000	112.8	80-120
Chromium				
Cobalt				
Copper				
Iron				
Lead				
Lithium				
Magnesium	126000	125000	100.8	80-120
Manganese				
Molybdenum				
Nickel				
Phosphorus				
Potassium				
Selenium				
Silicon				
Silver				
Sodium	122000	125000	97.6	80-120
Strontium				
Thallium				
Tin				
Titanium				
Uranium				
Vanadium				
Zinc				

Associated samples MP8915: D41043-1A

Results < IDL are shown as zero for calculation purposes  
(\*) Outside of QC limits

SPIKE BLANK AND LAB CONTROL SAMPLE SUMMARY

Login Number: D41043  
Account: XTOKRWR - XTO Energy  
Project: NPU 196-19B

QC Batch ID: MP8915  
Matrix Type: AQUEOUS

Methods: SW846 6010C, USDA HANDBOOK 60  
Units: ug/l

Prep Date:

Metal

(anr) Analyte not requested

SERIAL DILUTION RESULTS SUMMARY

Login Number: D41043  
Account: XTOKRWR - XTO Energy  
Project: NPU 196-19B

QC Batch ID: MP8915  
Matrix Type: AQUEOUS

Methods: SW846 6010C, USDA HANDBOOK 60  
Units: ug/l

Prep Date: 11/19/12

Metal	D41042-1A Original SDL 1:5		%DIF	QC Limits
Aluminum				
Antimony				
Arsenic				
Barium				
Beryllium				
Boron				
Cadmium				
Calcium	38800	40600	4.9	0-10
Chromium				
Cobalt				
Copper				
Iron				
Lead				
Lithium				
Magnesium	20000	22200	11.3*(a)	0-10
Manganese				
Molybdenum				
Nickel				
Phosphorus				
Potassium				
Selenium				
Silicon				
Silver				
Sodium	132000	147000	11.4*(a)	0-10
Strontium				
Thallium				
Tin				
Titanium				
Uranium				
Vanadium				
Zinc				

Associated samples MP8915: D41043-1A

Results < IDL are shown as zero for calculation purposes  
(\*) Outside of QC limits

14.3.4  
14

SERIAL DILUTION RESULTS SUMMARY

Login Number: D41043  
Account: XTOKRWR - XTO Energy  
Project: NPU 196-19B

QC Batch ID: MP8915  
Matrix Type: AQUEOUS

Methods: SW846 6010C, USDA HANDBOOK 60  
Units: ug/l

Prep Date:

Metal

(anr) Analyte not requested  
(a) Serial dilution indicates possible matrix interference.

14.3.4  
14

BLANK RESULTS SUMMARY  
Part 2 - Method Blanks

Login Number: D41043  
Account: XTOKRWR - XTO Energy  
Project: NPU 196-19B

QC Batch ID: MP8936  
Matrix Type: SOLID

Methods: SW846 7471B  
Units: mg/kg

Prep Date: 11/27/12

Metal	RL	IDL	MDL	MB	
				raw	final
Mercury	0.083	.00088	.00075	0.0013	<0.083

Associated samples MP8936: D41043-1

Results < IDL are shown as zero for calculation purposes  
(\*) Outside of QC limits  
(anr) Analyte not requested

MATRIX SPIKE AND DUPLICATE RESULTS SUMMARY

Login Number: D41043  
Account: XTOKRWR - XTO Energy  
Project: NPU 196-19B

QC Batch ID: MP8936  
Matrix Type: SOLID

Methods: SW846 7471B  
Units: mg/kg

Prep Date: 11/27/12

Metal	D40988-1		Spikelot		QC
	Original	MS	HGWSR1	% Rec	Limits
Mercury	0.029	0.39	0.369	97.8	75-125

Associated samples MP8936: D41043-1

Results < IDL are shown as zero for calculation purposes  
(\*) Outside of QC limits  
(N) Matrix Spike Rec. outside of QC limits  
(anr) Analyte not requested

MATRIX SPIKE AND DUPLICATE RESULTS SUMMARY

Login Number: D41043  
 Account: XTOKRWR - XTO Energy  
 Project: NPU 196-19B

QC Batch ID: MP8936  
 Matrix Type: SOLID

Methods: SW846 7471B  
 Units: mg/kg

Prep Date: 11/27/12

Metal	D40988-1 Original	MSD	Spikelot HGWSR1	% Rec	MSD RPD	QC Limit
Mercury	0.029	0.39	0.382	94.6	0.0	20

Associated samples MP8936: D41043-1

Results < IDL are shown as zero for calculation purposes  
 (\*) Outside of QC limits  
 (N) Matrix Spike Rec. outside of QC limits  
 (anr) Analyte not requested

SPIKE BLANK AND LAB CONTROL SAMPLE SUMMARY

Login Number: D41043  
 Account: XTOKRWR - XTO Energy  
 Project: NPU 196-19B

QC Batch ID: MP8936  
 Matrix Type: SOLID

Methods: SW846 7471B  
 Units: mg/kg

Prep Date: 11/27/12

Metal	BSP Result	Spikelot HGWSR1	% Rec	QC Limits
Mercury	0.33	0.333	99.0	80-120

Associated samples MP8936: D41043-1

Results < IDL are shown as zero for calculation purposes  
 (\*) Outside of QC limits  
 (anr) Analyte not requested

## General Chemistry

### QC Data Summaries

Includes the following where applicable:

- Method Blank and Blank Spike Summaries
- Duplicate Summaries
- Matrix Spike Summaries

METHOD BLANK AND SPIKE RESULTS SUMMARY  
GENERAL CHEMISTRY

Login Number: D41043  
Account: XTOKRWR - XTO Energy  
Project: NPU 196-19B

Analyte	Batch ID	RL	MB Result	Units	Spike Amount	BSP Result	BSP %Recov	QC Limits
Chromium, Hexavalent	GP8709/GN17735	1.0	0.0	mg/kg	176.0	166	94.0	80-120%
Specific Conductivity	GP8712/GN17742			umhos/cm	9991	9990	100.0	90-110%
pH	GN17743			su	8.00	8.02	100.3	99.3-100.7%

Associated Samples:  
Batch GP8709: D41043-1  
Batch GP8712: D41043-1  
Batch GN17743: D41043-1  
(\*) Outside of QC limits

DUPLICATE RESULTS SUMMARY  
GENERAL CHEMISTRY

Login Number: D41043  
Account: XTOKRWR - XTO Energy  
Project: NPU 196-19B

Analyte	Batch ID	QC Sample	Units	Original Result	DUP Result	RPD	QC Limits
Chromium, Hexavalent	GP8709/GN17735	D40985-1	mg/kg	0.0	0.0	0.0	0-20%
Redox Potential Vs H2	GN17790	D41076-2	mv	158	158	0.0	0-20%

Associated Samples:  
Batch GP8709: D41043-1  
Batch GN17790: D41043-1  
(\*) Outside of QC limits

MATRIX SPIKE RESULTS SUMMARY  
GENERAL CHEMISTRY

Login Number: D41043  
Account: XTOKRWR - XTO Energy  
Project: NPU 196-19B

Analyte	Batch ID	QC Sample	Units	Original Result	Spike Amount	MS Result	%Rec	QC Limits
Chromium, Hexavalent	GP8709/GN17735	D40985-1	mg/kg	0.0	40.0	39.8	99.5	75-125%

Associated Samples:

Batch GP8709: D41043-1

(\*) Outside of QC limits

(N) Matrix Spike Rec. outside of QC limits

MATRIX SPIKE DUPLICATE RESULTS SUMMARY  
GENERAL CHEMISTRY

Login Number: D41043  
Account: XTOKRWR - XTO Energy  
Project: NPU 196-19B

Analyte	Batch ID	QC Sample	Units	Original Result	Spike Amount	MSD Result	RPD	QC Limit
Chromium, Hexavalent	GP8709/GN17735	D40985-1	mg/kg	0.0	40.0	40.9	2.7	20%

Associated Samples:  
Batch GP8709: D41043-1  
(\*) Outside of QC limits  
(N) Matrix Spike Rec. outside of QC limits

15.4  
15