

FORM
4
Rev 12/05State of Colorado
Oil and Gas Conservation Commission

1120 Lincoln Street, Suite 801, Denver, Colorado 80203 Phone: (303)894-2100 Fax: (303)894-2109



SUNDRY NOTICE

Submit original plus one copy. This form is to be used for general, technical and environmental sundry information. For proposed or completed operations, describe in full on Technical Information Page (Page 2 of this form.) Identify well or other facility by API Number or by OGCC Facility ID. Operator shall send an informational copy of all sundry notices for wells located in High Density Areas to the Local Government Designee (Rule 603b.)

RECEIVED
1/16/2013

1. OGCC Operator Number: 66561	4. Contact Name Daniel I. Padilla	Complete the Attachment Checklist OP OGCC
2. Name of Operator: OXY USA Inc.	Phone: 970.263.3637	
3. Address: 760 Horizon Drive, Suite 101 City: Grand Junction State: CO Zip: 81506	Fax: 970.263.3694	
5. API Number 05-	OGCC Facility ID Number 421296	Survey Plat
6. Well/Facility Name: Logan Trail 28-10	7. Well/Facility Number Off-loading Facility	Directional Survey
8. Location (Qtr/Qtr, Sec, Twp, Rng, Meridian): NWSE, Sec 31, T7S, R97W, 6th PM		Surface Eqpm Diagram
9. County: Garfield	10. Field Name: Grand Valley	Technical Info Page <input checked="" type="checkbox"/>
11. Federal, Indian or State Lease Number:		Other Lab data <input checked="" type="checkbox"/>

General Notice

<input type="checkbox"/> CHANGE OF LOCATION: Attach New Survey Plat (a change of surface qtr/qtr is substantive and requires a new permit)	
Change of Surface Footage from Exterior Section Lines:	<input type="checkbox"/> FNL/FSL <input type="checkbox"/> FEL/FWL
Change of Surface Footage to Exterior Section Lines:	<input type="checkbox"/>
Change of Bottomhole Footage from Exterior Section Lines:	<input type="checkbox"/>
Change of Bottomhole Footage to Exterior Section Lines:	<input type="checkbox"/> attach directional survey
Bottomhole location Qtr/Qtr, Sec, Twp, Rng, Mer	
Latitude	Distance to nearest property line
Longitude	Distance to nearest bldg, public rd, utility or RR
Ground Elevation	Distance to nearest lease line
	Is location in a High Density Area (rule 603b)? Yes/No <input type="checkbox"/>
	Distance to nearest well same formation
	Surface owner consultation date:
GPS DATA:	
Date of Measurement	PDOP Reading
	Instrument Operator's Name
<input type="checkbox"/> CHANGE SPACING UNIT	
Formation	Formation Code
Spacing order number	Unit Acreage
	Unit configuration
<input type="checkbox"/> Remove from surface bond	
Signed surface use agreement attached	
<input type="checkbox"/> CHANGE OF OPERATOR (prior to drilling):	
Effective Date:	
Plugging Bond: <input type="checkbox"/> Blanket <input type="checkbox"/> Individual	
<input type="checkbox"/> CHANGE WELL NAME	
From:	NUMBER
To:	
Effective Date:	
<input type="checkbox"/> ABANDONED LOCATION:	
Was location ever built? <input type="checkbox"/> Yes <input type="checkbox"/> No	
Is site ready for inspection? <input type="checkbox"/> Yes <input type="checkbox"/> No	
Date Ready for Inspection:	
<input type="checkbox"/> NOTICE OF CONTINUED SHUT IN STATUS	
Date well shut in or temporarily abandoned:	
Has Production Equipment been removed from site? <input type="checkbox"/> Yes <input type="checkbox"/> No	
MIT required if shut in longer than two years. Date of last MIT	
<input type="checkbox"/> SPUD DATE:	
<input type="checkbox"/> REQUEST FOR CONFIDENTIAL STATUS (6 mos from date casing set)	
<input type="checkbox"/> SUBSEQUENT REPORT OF STAGE, SQUEEZE OR REMEDIAL CEMENT WORK	
*submit cbl and cement job summaries	
Method used	Cementing tool setting/perf depth
Cement volume	Cement top
Cement bottom	Date
<input type="checkbox"/> RECLAMATION: Attach technical page describing final reclamation procedures per Rule 1004.	
Final reclamation will commence on approximately	
<input type="checkbox"/> Final reclamation is completed and site is ready for inspection.	

Technical Engineering/Environmental Notice

<input type="checkbox"/> Notice of Intent	<input type="checkbox"/> Report of Work Done	
Approximate Start Date:	Date Work Completed:	
Details of work must be described in full on Technical Information Page (Page 2 must be submitted.)		
<input type="checkbox"/> Intent to Recomplete (submit form 2)	<input type="checkbox"/> Request to Vent or Flare	<input type="checkbox"/> E&P Waste Disposal
<input type="checkbox"/> Change Drilling Plans	<input type="checkbox"/> Repair Well	<input type="checkbox"/> Beneficial Reuse of E&P Waste
<input type="checkbox"/> Gross Interval Changed?	<input type="checkbox"/> Rule 502 variance requested	<input type="checkbox"/> Status Update/Change of Remediation Plans
<input type="checkbox"/> Casing/Cementing Program Change	<input checked="" type="checkbox"/> Other: Water transfer agreement	for Spills and Releases

I hereby certify that the statements made in this form are, to the best of my knowledge, true, correct and complete.

Signed:
Print Name: **Daniel I. Padilla**Date: 1/16/13 Email: daniel_padilla@oxy.com
Title: **Regulatory Advisor**COGCC Approved: Alex FischerTitle: Enviro. Supervisor Date: 1/22/2013

CONDITIONS OF APPROVAL, IF ANY:

Western Colorado

TECHNICAL INFORMATION PAGE



FOR OGCC USE ONLY

1. OGCC Operator Number: 66561 API Number: _____
2. Name of Operator: OXY USA Inc. OGCC Facility ID # 421296
3. Well/Facility Name: Logan Trail 28-10 Well/Facility Number: Off-Loading Fac
4. Location (QtrQtr, Sec, Twp, Rng, Meridian): NWSE, Sec 31, T7S, R97W, 6th PM

This form is to be completed whenever a Sundry Notice is submitted requiring detailed report of work to be performed or completed. This form shall be transmitted within 30 days of work completed as a "subsequent" report and must accompany Form 4, page 1.

5. **DESCRIBE PROPOSED OR COMPLETED OPERATIONS**

OXY USA WTP LP (Oxy) is providing this sundry notice as an annual report of produced water transfer operations conducted between Oxy and EnCana Oil and Gas (USA) Inc. (EnCana). The Oxy and Encana water transfer agreement was approved by the COGCC on April 20, 2012, reference document numbers 2224132 and 2229569, of which an annual report is required. This plan allowed the transfer of produced water from Oxy's Logan Trail Off-Loading Facility (Facility ID 421296), Pond 10 North (Facility ID 414396), Pond 10 South (Facility ID 291946), and Pond 12 (Facility ID 414405) to EnCana's staging point, specifically the Standard Shale 6401 pad (Location ID 323905).

Oxy transferred approximately 81,769 barrels of produced water between April 21, 2012 and May 7, 2012 by transport truck. Transfer of produced water from each location is as follows:

From Logan Trail 28-10 Off-Loading Facility to Standard Shale 6401 = 9,775 bbls
From Pond 10 North to Standard Shale 6401 = 60,254 bbls
From Pond 10 South to Standard Shale 6401 = 11,740 bbls

An annual review was completed on Oxy's Transfer Operator Water Reuse Plan of produced fluid transfer to Encana approved on April 20, 2012:

- No spills or incidents occurred during this transfer period
- No changes are needed to the approved plan
- Tabulated water sample data of the produced water transfer fluids is attached

Should future transfer operations be anticipated in 2013, Oxy will prepare and submit a Form 4 for each location before April 20, 2013, the one-year anniversary date of first transfer, as required in the conditions or approval.

Operator Name:
 Well Name: 28-10
 Job Description: OXY 28-10 Sample Point
 Date: April 18, 2012



WATER ANALYSIS

Fluid Type: N/A

Date Filled:

Date Sampled:

4/18/12

Source:

Tank:	28-10 #1	28-10#2								
Temperature, (°F)	71.0	71.0								
pH	6.92	6.98								
Specific Gravity	1.016	1.016								
Iron (mg/L)	14.2	13.8								
Sulfates (mg/L)	450.0	450.0								
Chlorides (mg/L)	10500.0	10500.0								
Bicarbonates (mg/L)	513.0	547.2								
Hardness (mg/L)	650.7	667.7								
Calcium (mg/L)	136.8	150.5								
Magnesium (mg/L)	75.1	70.9								

Tank:	11	12	13	14	15	16	17	18	19	20
Temperature, (°F)										
pH										
Specific Gravity										
Iron (mg/L)										
Sulfates (mg/L)										
Chlorides (mg/L)										
Bicarbonates (mg/L)										
Hardness (mg/L)										
Calcium (mg/L)										
Magnesium (mg/L)										

Baker Hughes

Grand Junction District Laboratory

Water Analysis Report

Project # W Knowles 28-10

Customer/Well Information

Company: Knowles Enterprises Well Name: OX9 28-10 Location: 00-000-00000 State: Uintah County, Utah Formation: 0 Depth: ft	Date: 5/14/2012 Prepared for: Steve Searcy Submitted by: 0 Prepared by: Tina Reese Water Type: 0
---	---

Background Information

Reason for Testing: _____
Completion type: _____
Well History: _____
Comments: _____

Sample Characteristics

Sample Temp: 69 (°F) pH: 6.68 Specific Gravity: 1.016 S.G. (Corrected): 1.018 @ 60 °F Resistivity (Calc): 0.27 Ω-m	Viscosity: N/D Color: Lt Grey Odor: N/D Turbidity: N/D Filtrates: N/D
---	--

Sample Composition

CATIONS	mg/l	me/l	ppm
Sodium (calc.)	9383	408.1	9235
Calcium	201	10.0	197
Magnesium	49	4.0	48
Barium	0	0.0	0
Potassium	0	0.0	0
Iron	25.00	0.9	24.61

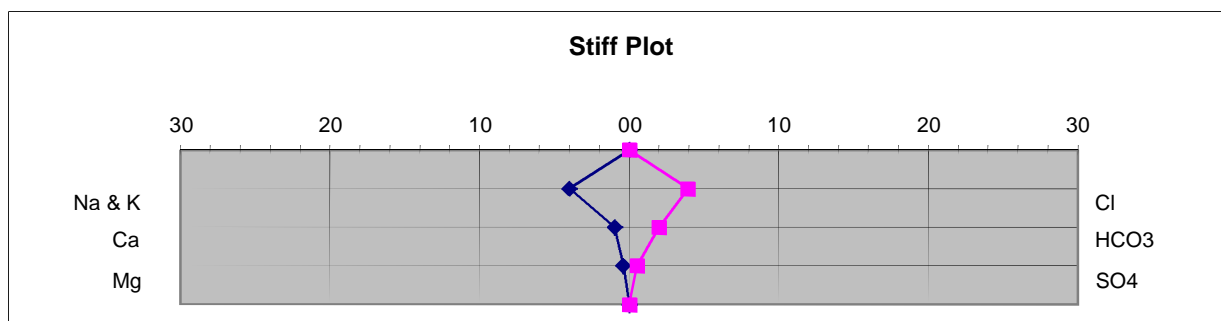
ANIONS	mg/l	me/l	ppm
Chloride	14160	399.4	13937
Sulfate	250	5.2	246
Hydroxide	0	0.0	0
Carbonate	< 1	----	----
Bicarbonate	1220	20.0	1201

SUMMARY

Total Dissolved Solids(calc.)	25287		24889
Total Hardness as CaCO3	701	14.0	690

Scaling Tendencies

CaCO3 Factor	244610	Calcium Carbonate Scale Probability --> REMOTE
CaSO4 Factor	50125	Calcium Sulfate Scale Probability -----> REMOTE



POND WATER TRANSFER SAMPLE

Pad #:	Multiple Locations
Sample Date:	04/25/2012
Clearance Achieved Date:	

	Lab Report #	Sample Identifications (mg/kg)				
		L571909	L571909	L571909	L571681	
		Date Sampled	04/25/2012	04/25/2012	04/25/2012	04/24/2012
		Sample Name	Pond 10N	Pond 10S	LW 28-10	Pond 12
Organics in Water	COGCC Level (mg/L)					
Benzene	0.005	1.0	0.67	12	0.8	
Bromodichloromethane		BDL	BDL	BDL	BDL	
Bromoform		BDL	BDL	BDL	BDL	
Bromomethane		BDL	BDL	BDL	BDL	
Carbon Tetrachloride		BDL	BDL	BDL	BDL	
Chlorobenzene		BDL	BDL	BDL	BDL	
Chlorodibromomethane		BDL	BDL	BDL	BDL	
Chloroethane		BDL	BDL	BDL	BDL	
2-Chloroethly vinyl ether		BDL	BDL	BDL	BDL	
Chloroform		BDL	BDL	BDL	BDL	
Chloromethane		BDL	BDL	BDL	BDL	
1,2-Dichlorobenzene		BDL	BDL	BDL	BDL	
1,3-Dichlorobenzene		BDL	BDL	BDL	BDL	
1,4-Dichlorobenzene		BDL	BDL	BDL	BDL	
Dichlorodifluoromethane		BDL	BDL	BDL	BDL	
1,1-Dichloroethane		BDL	BDL	BDL	BDL	
1,2-Dichloroethane		BDL	BDL	BDL	BDL	
1,1-Dichloroethene		BDL	BDL	BDL	BDL	
trans-1,2-Dichloroethene		BDL	BDL	BDL	BDL	
1,2-Dichloropropane		BDL	BDL	BDL	BDL	
cis-1,3-Dichloropropene		BDL	BDL	BDL	BDL	
trans-1,3-Dichloropropene		BDL	BDL	BDL	BDL	
Ethylbenzene	0.7	0.24	0.11	0.89	0.1	
Methylene Chloride		BDL	BDL	BDL	BDL	
Methyl tert-butyl ether		BDL	BDL	BDL	BDL	
Napthalene		0.5	BDL	BDL	0.071	
1,1,2,2-Tetrachloroethane		BDL	BDL	BDL	BDL	
Tetrachloroethene		BDL	BDL	BDL	BDL	
Toluene	0.56 - 1.0	3.3	2.0	24.0	2.2	
1,1,1-Trichloroethane		BDL	BDL	BDL	BDL	
1,1,2-Trichloroethane		BDL	BDL	BDL	BDL	

Trichloroethene		BDL	BDL	BDL	BDL
Trichlorofluoromethane		BDL	BDL	BDL	BDL
Total Xylenes	1.4-10				
Vinyl chloride		BDL	BDL	BDL	BDL
Additional Organics in Water					
Acenaphthene		BDL	BDL	BDL	BDL
Acenaphthylene		BDL	BDL	BDL	BDL
Anthracene		BDL	BDL	BDL	BDL
Benzidine		BDL	BDL	BDL	BDL
Benzo (a) anthracene		BDL	BDL	BDL	BDL
Benzo (b) fluoranthene		BDL	BDL	BDL	BDL
Benzo (k) fluoranthene		BDL	BDL	BDL	BDL
Benzo (g,h,i) perylene		BDL	BDL	BDL	BDL
Benzo (a) pyrene		BDL	BDL	BDL	BDL
Bis (2-chlorethoxy) methane		BDL	BDL	BDL	BDL
Bis (2-chloroethyl) ethyl		BDL	BDL	BDL	BDL
Bis (2--chloroisopropyl) ether		BDL	BDL	BDL	BDL
4-Bromophenyl-phenylether		BDL	BDL	BDL	BDL
2-Chloronaphthalene		BDL	BDL	BDL	BDL
4-Chlorophenyl-phenylether		BDL	BDL	BDL	BDL
Chrysene		BDL	BDL	BDL	BDL
Dibenz (a,h) anthracene		BDL	BDL	BDL	BDL
3,3-Dichlorobenzidine		BDL	BDL	BDL	BDL
2,4-Dinitrotoluene		BDL	BDL	BDL	BDL
2,6-Dinitrotoluene		BDL	BDL	BDL	BDL
1,2-Diphenylhydrazine		BDL	0.0016	BDL	BDL
Fluoranthene		BDL	BDL	BDL	BDL
Fluorene		0.0040	BDL	BDL	BDL
Hexachlorobenzene		BDL	BDL	BDL	BDL
Hexachloro-1,3-butadiene		BDL	BDL	BDL	BDL
Hexachlorocyclopentadiene		BDL	BDL	BDL	BDL
Hexachloroethane		BDL	BDL	BDL	BDL
Indeno (1,2,3-cd) pyrene		BDL	BDL	BDL	BDL
Isophorone		BDL	BDL	0.0059	BDL
Napthalene		0.072	BDL	0.12	0.074
Nitrobenzene		BDL	BDL	BDL	BDL
n-Nitrosodimethylamine		BDL	BDL	BDL	BDL
n-Nitrosodiphenylamine		BDL	BDL	BDL	BDL
n-Nitrosodi-n-propylamine		BDL	BDL	BDL	BDL
Phenanthrene		BDL	BDL	BDL	BDL
Benzylbutyl phthalate		BDL	BDL	BDL	BDL
Bis (2-ethylhexyl) phthalate		BDL	BDL	BDL	BDL
Di-n-butyl phthalate		BDL	BDL	BDL	BDL

Diethyl phthalate		BDL	BDL	BDL	BDL
Dimethyl phthalate		BDL	BDL	BDL	BDL
Di-n-octyl phthalate		BDL	BDL	BDL	BDL
Pyrene		BDL	BDL	BDL	BDL
1,2,4-Trichlorobenzene		BDL	BDL	BDL	BDL
4-Chloro-3-methylphenol		BDL	BDL	BDL	BDL
2-Chlorophenol		BDL	BDL	BDL	BDL
2,4-Dichlorophenol		BDL	BDL	BDL	BDL
2,4-Dimethylphenol		0.15	0.18	0.26	0.13
4,6-Dinitro-2-methylphenol		BDL	BDL	BDL	BDL
2,4-Dinitrophenol		BDL	BDL	BDL	BDL
2-Nitrophenol		BDL	BDL	BDL	BDL
4-Nitrophenol		BDL	BDL	BDL	BDL
Pentachlorophenol		BDL	BDL	BDL	BDL
Phenol		0.17	0.25	0.32	0.15
2,4,6-Trichlorophenol		BDL	BDL	BDL	BDL
Inorganics in Water					
Alkalinity		750.00	840.00	700.00	750.00
Bromide		75.00	78.00	82.00	77.00
Chloride	1.25 X BG^3	8200.00	10000.00	11000.00	10000.00
Conductivity		250.00	28.00	280.00	260.00
Fluoride		BDL	BDL	BDL	BDL
Nitrate		BDL	BDL	BDL	BDL
Nitrite		BDL	BDL	BDL	BDL
pH		7.2	7.5	6.4	7.3
Sulfate	1.25 X BG^3	2.0	20.0	39.0	2.7
Total Dissolved Solids	1.25 X BG^3	16000.0	17000.0	18000.0	17000.0
Total Hardness		800.0	920.0	760.0	760.0
Dissolved Metals in Water					
Arsenic		BDL	BDL	BDL	BDL
Barium (LDNR True Total)		47	36	36	47
Cadmium		BDL	BDL	BDL	0.0024
Chromium		0.0063	0.017	0.017	0.0
Lead		BDL	BDL	BDL	BDL
Mercury		BDL	BDL	BDL	BDL
Selenium		BDL	BDL	BDL	BDL
Silver		BDL	BDL	BDL	BDL
Radionuclides					
Gross Alpha		BDL	46.0	7.4	BDL
Gross Beta		55.0	55.0	81.0	74.0

Daniel Padilla
OXY USA Inc - Grand Junction, CO
760 Horizon Dr., Ste. 101
Grand Junction, CO 81506

Report Summary

Monday May 07, 2012

Report Number: L571909


Samples Received: 04/26/12

Client Project:

Description: Pond Water Transfer Sampling

The analytical results in this report are based upon information supplied by you, the client, and are for your exclusive use. If you have any questions regarding this data package, please do not hesitate to call.

Entire Report Reviewed By:



Mark W. Beasley , ESC Representative

Laboratory Certification Numbers

A2LA - 1461-01, AIHA - 100789, AL - 40660, CA - 01157CA, CT - PH-0197,
FL - E87487, GA - 923, IN - C-TN-01, KY - 90010, KYUST - 0016,
NC - ENV375/DW21704/BIO041, ND - R-140. NJ - TN002, NJ NELAP - TN002,
SC - 84004, TN - 2006, VA - 460132, WV - 233, AZ - 0612,
MN - 047-999-395, NY - 11742, WI - 998093910, NV - TN000032011-1,
TX - T104704245-11-3, OK - 9915, PA - 68-02979

Accreditation is only applicable to the test methods specified on each scope of accreditation held by ESC Lab Sciences.

Note: The use of the preparatory EPA Method 3511 is not approved or endorsed by the CA ELAP.

This report may not be reproduced, except in full, without written approval from ESC Lab Sciences. Where applicable, sampling conducted by ESC is performed per guidance provided in laboratory standard operating procedures: 060302, 060303, and 060304.



12065 Lebanon Rd.
Mt. Juliet, TN 37122
(615) 758-5858
1-800-767-5859
Fax (615) 758-5859

Tax I.D. 62-0814289

Est. 1970

REPORT OF ANALYSIS

Daniel Padilla
OXY USA Inc - Grand Junction, CO
760 Horizon Dr., Ste. 101
Grand Junction, CO 81506

May 07, 2012

Date Received : April 26, 2012
Description : Pond Water Transfer Sampling
Sample ID : POND 10N
Collected By : CJB
Collection Date : 04/25/12 09:43

ESC Sample # : L571909-01

Site ID : POND 10IV1S-LW28-6

Project # :

Parameter	Result	MDL	RDL	Units	Qualifier	Method	Date	Dil.
Bromide	75.	0.024	1.0	mg/l		300.0	04/26/12	1
Chloride	8200	11.	200	mg/l		300.0	04/26/12	200
Fluoride	U	0.010	0.10	mg/l		300.0	04/26/12	1
Nitrate	U	0.0091	0.10	mg/l		300.0	04/26/12	1
Nitrite	U	0.0033	0.10	mg/l		300.0	04/26/12	1
Sulfate	2.0	0.40	5.0	mg/l	J	300.0	04/26/12	1
Alkalinity	750	9.9	40.	mg/l		2320B	04/28/12	2
Hardness, Total (mg/L as CaCO3)	800	4.9	150	mg/l		130.1	05/01/12	5
pH	7.2			su	T8	4500H-B	04/28/12	1
Specific Conductance	250000			umhos/cm		120.1	04/28/12	1
Dissolved Solids	16000	3.4	10.	mg/l		2540C	05/01/12	1
Mercury, Dissolved	U	0.000015	0.00020	mg/l		245.1	05/01/12	1
Arsenic, Dissolved	U	0.0070	0.020	mg/l		200.7	05/05/12	1
Barium, Dissolved	47.	0.0017	0.0050	mg/l	V	200.7	05/05/12	1
Cadmium, Dissolved	U	0.0015	0.0050	mg/l		200.7	05/05/12	1
Chromium, Dissolved	0.0063	0.0034	0.010	mg/l	JP1	200.7	05/05/12	1
Lead, Dissolved	U	0.0020	0.0050	mg/l		200.7	05/05/12	1
Selenium, Dissolved	U	0.0067	0.020	mg/l		200.7	05/05/12	1
Silver, Dissolved	U	0.0031	0.010	mg/l		200.7	05/05/12	1
Volatile Organics								
Benzene	1.0	0.044	0.25	mg/l		624	04/27/12	250
Bromodichloromethane	U	0.052	0.25	mg/l		624	04/27/12	250
Bromoform	U	0.12	0.25	mg/l		624	04/27/12	250
Bromomethane	U	0.14	1.3	mg/l		624	04/27/12	250
Carbon tetrachloride	U	0.095	0.25	mg/l		624	04/27/12	250
Chlorobenzene	U	0.062	0.25	mg/l		624	04/27/12	250
Chlorodibromomethane	U	0.073	0.25	mg/l		624	04/27/12	250
Chloroethane	U	0.34	1.3	mg/l	J3	624	04/27/12	250
2-Chloroethyl vinyl ether	U	0.66	13.	mg/l		624	04/27/12	250
Chloroform	U	0.054	1.3	mg/l		624	04/27/12	250
Chloromethane	U	0.12	0.63	mg/l	J3	624	04/27/12	250
1,2-Dichlorobenzene	U	0.065	0.25	mg/l		624	04/27/12	250
1,3-Dichlorobenzene	U	0.062	0.25	mg/l		624	04/27/12	250
1,4-Dichlorobenzene	U	0.046	0.25	mg/l		624	04/27/12	250
Dichlorodifluoromethane	U	0.14	1.3	mg/l		624	04/27/12	250

U = ND (Not Detected)

MDL = Minimum Detection Limit = LOD

RDL = Reported Detection Limit = LOQ = PQL = EQL

Note:

The reported analytical results relate only to the sample submitted.

This report shall not be reproduced, except in full, without the written approval from ESC.

Reported: 05/06/12 15:18 Revised: 05/07/12 09:54

L571909-01 (PH) - 7.2@20.1c

L571909-01 (SV625BNA) - Dilution due to matrix



12065 Lebanon Rd.
Mt. Juliet, TN 37122
(615) 758-5858
1-800-767-5859
Fax (615) 758-5859

Tax I.D. 62-0814289

Est. 1970

REPORT OF ANALYSIS

Daniel Padilla
OXY USA Inc - Grand Junction, CO
760 Horizon Dr., Ste. 101
Grand Junction, CO 81506

May 07, 2012

Date Received : April 26, 2012
Description : Pond Water Transfer Sampling

Sample ID : POND 10N

Collected By : CJB
Collection Date : 04/25/12 09:43

ESC Sample # : L571909-01

Site ID : POND 10IV1S-LW28-6

Project # :

Parameter	Result	MDL	RDL	Units	Qualifier	Method	Date	Dil.
1,1-Dichloroethane	U	0.073	0.25	mg/l		624	04/27/12	250
1,2-Dichloroethane	U	0.065	0.25	mg/l		624	04/27/12	250
1,1-Dichloroethene	U	0.10	0.25	mg/l		624	04/27/12	250
trans-1,2-Dichloroethene	U	0.072	0.25	mg/l		624	04/27/12	250
1,2-Dichloropropane	U	0.12	0.25	mg/l	J4	624	04/27/12	250
cis-1,3-Dichloropropene	U	0.058	0.25	mg/l		624	04/27/12	250
trans-1,3-Dichloropropene	U	0.096	0.25	mg/l		624	04/27/12	250
Ethylbenzene	0.24	0.068	0.25	mg/l	J	624	04/27/12	250
Methylene Chloride	U	0.20	1.3	mg/l		624	04/27/12	250
Methyl tert-butyl ether	U	0.066	1.3	mg/l		624	04/27/12	250
Naphthalene	0.46	0.17	1.3	mg/l	J	624	04/27/12	250
1,1,2,2-Tetrachloroethane	U	0.072	0.25	mg/l		624	04/27/12	250
Tetrachloroethene	U	0.059	0.25	mg/l		624	04/27/12	250
Toluene	3.3	0.041	1.3	mg/l		624	04/27/12	250
1,1,1-Trichloroethane	U	0.060	0.25	mg/l		624	04/27/12	250
1,1,2-Trichloroethane	U	0.095	0.25	mg/l		624	04/27/12	250
Trichloroethene	U	0.074	0.25	mg/l		624	04/27/12	250
Trichlorofluoromethane	U	0.12	1.3	mg/l		624	04/27/12	250
Vinyl chloride	U	0.070	0.25	mg/l	J3	624	04/27/12	250
Surrogate Recovery								
Toluene-d8	95.5			% Rec.		624	04/27/12	250
Dibromofluoromethane	96.3			% Rec.		624	04/27/12	250
a,a,a-Trifluorotoluene	108.			% Rec.		624	04/27/12	250
4-Bromofluorobenzene	126.			% Rec.	J1	624	04/27/12	250
Base/Neutral Extractables								
Acenaphthene	U	0.0036	0.020	mg/l		625	05/04/12	20
Acenaphthylene	U	0.0041	0.020	mg/l		625	05/04/12	20
Anthracene	U	0.0033	0.020	mg/l		625	05/04/12	20
Benzidine	U	0.042	0.20	mg/l		625	05/04/12	20
Benzo(a)anthracene	U	0.0037	0.020	mg/l		625	05/04/12	20
Benzo(b)fluoranthene	U	0.0076	0.020	mg/l		625	05/04/12	20
Benzo(k)fluoranthene	U	0.0053	0.020	mg/l		625	05/04/12	20
Benzo(g,h,i)perylene	U	0.0074	0.020	mg/l		625	05/04/12	20
Benzo(a)pyrene	U	0.0054	0.020	mg/l		625	05/04/12	20
Bis(2-chlorethoxy)methane	U	0.0043	0.20	mg/l		625	05/04/12	20
Bis(2-chloroethyl)ether	U	0.0043	0.20	mg/l		625	05/04/12	20
Bis(2-chloroisopropyl)ether	U	0.0062	0.20	mg/l		625	05/04/12	20
4-Bromophenyl-phenylether	U	0.0036	0.20	mg/l		625	05/04/12	20
2-Chloronaphthalene	U	0.0041	0.020	mg/l		625	05/04/12	20
4-Chlorophenyl-phenylether	U	0.0034	0.20	mg/l		625	05/04/12	20
Chrysene	U	0.0027	0.020	mg/l		625	05/04/12	20
Dibenz(a,h)anthracene	U	0.0050	0.020	mg/l		625	05/04/12	20

U = ND (Not Detected)

MDL = Minimum Detection Limit = LOD

RDL = Reported Detection Limit = LOQ = PQL = EQL

Note:

The reported analytical results relate only to the sample submitted.

This report shall not be reproduced, except in full, without the written approval from ESC.

Reported: 05/06/12 15:18 Revised: 05/07/12 09:54

L571909-01 (PH) - 7.2@20.1c

L571909-01 (SV625BNA) - Dilution due to matrix



12065 Lebanon Rd.
Mt. Juliet, TN 37122
(615) 758-5858
1-800-767-5859
Fax (615) 758-5859

Tax I.D. 62-0814289

Est. 1970

REPORT OF ANALYSIS

Daniel Padilla
OXY USA Inc - Grand Junction, CO
760 Horizon Dr., Ste. 101
Grand Junction, CO 81506

May 07, 2012

Date Received : April 26, 2012
Description : Pond Water Transfer Sampling

Sample ID : POND 10N

Collected By : CJB
Collection Date : 04/25/12 09:43

ESC Sample # : L571909-01

Site ID : POND 10IV1S-LW28-6

Project # :

Parameter	Result	MDL	RDL	Units	Qualifier	Method	Date	Dil.
3,3-Dichlorobenzidine	U	0.034	0.20	mg/l		625	05/04/12	20
2,4-Dinitrotoluene	U	0.0044	0.20	mg/l		625	05/04/12	20
2,6-Dinitrotoluene	U	0.029	0.20	mg/l		625	05/04/12	20
1,2-Diphenylhydrazine	U	0.0033	0.20	mg/l		625	05/04/12	20
Fluoranthene	U	0.0068	0.020	mg/l		625	05/04/12	20
Fluorene	0.0040	0.0035	0.020	mg/l	J	625	05/04/12	20
Hexachlorobenzene	U	0.0045	0.020	mg/l		625	05/04/12	20
Hexachloro-1,3-butadiene	U	0.053	0.20	mg/l		625	05/04/12	20
Hexachlorocyclopentadiene	U	0.036	0.20	mg/l		625	05/04/12	20
Hexachloroethane	U	0.063	0.20	mg/l		625	05/04/12	20
Indeno(1,2,3-cd)pyrene	U	0.0067	0.020	mg/l		625	05/04/12	20
Isophorone	U	0.0048	0.20	mg/l		625	05/04/12	20
Naphthalene	0.072	0.0083	0.020	mg/l		625	05/04/12	20
Nitrobenzene	U	0.0040	0.20	mg/l	J4	625	05/04/12	20
n-Nitrosodimethylamine	U	0.051	0.20	mg/l		625	05/04/12	20
n-Nitrosodiphenylamine	U	0.0027	0.20	mg/l		625	05/04/12	20
n-Nitrosodi-n-propylamine	U	0.0062	0.20	mg/l		625	05/04/12	20
Phenanthrene	U	0.0041	0.020	mg/l		625	05/04/12	20
Benzylbutyl phthalate	U	0.0079	0.020	mg/l		625	05/04/12	20
Bis(2-ethylhexyl)phthalate	U	0.0099	0.020	mg/l		625	05/04/12	20
Di-n-butyl phthalate	U	0.0055	0.020	mg/l		625	05/04/12	20
Diethyl phthalate	U	0.0071	0.020	mg/l		625	05/04/12	20
Dimethyl phthalate	U	0.0068	0.020	mg/l		625	05/04/12	20
Di-n-octyl phthalate	U	0.0055	0.020	mg/l		625	05/04/12	20
Pyrene	U	0.0059	0.020	mg/l		625	05/04/12	20
1,2,4-Trichlorobenzene	U	0.0070	0.20	mg/l		625	05/04/12	20
Acid Extractables								
4-Chloro-3-methylphenol	U	0.0046	0.20	mg/l		625	05/04/12	20
2-Chlorophenol	U	0.0038	0.20	mg/l		625	05/04/12	20
2,4-Dichlorophenol	U	0.019	0.20	mg/l		625	05/04/12	20
2,4-Dimethylphenol	0.15	0.027	0.20	mg/l	J	625	05/04/12	20
4,6-Dinitro-2-methylphenol	U	0.052	0.20	mg/l		625	05/04/12	20
2,4-Dinitrophenol	U	0.046	0.20	mg/l		625	05/04/12	20
2-Nitrophenol	U	0.0056	0.20	mg/l		625	05/04/12	20
4-Nitrophenol	U	0.055	0.20	mg/l		625	05/04/12	20
Pentachlorophenol	U	0.0081	0.20	mg/l		625	05/04/12	20
Phenol	0.17	0.023	0.20	mg/l	J	625	05/04/12	20
2,4,6-Trichlorophenol	U	0.0056	0.20	mg/l		625	05/04/12	20
Surrogate Recovery								
Nitrobenzene-d5	109.			% Rec.	J7	625	05/04/12	20
2-Fluorobiphenyl	82.9			% Rec.	J7	625	05/04/12	20
p-Terphenyl-d14	52.2			% Rec.	J7	625	05/04/12	20
Phenol-d5	49.6			% Rec.	J7	625	05/04/12	20

U = ND (Not Detected)

MDL = Minimum Detection Limit = LOD

RDL = Reported Detection Limit = LOQ = PQL = EQL

Note:

The reported analytical results relate only to the sample submitted.

This report shall not be reproduced, except in full, without the written approval from ESC.

Reported: 05/06/12 15:18 Revised: 05/07/12 09:54

L571909-01 (PH) - 7.2@20.1c

L571909-01 (SV625BNA) - Dilution due to matrix



12065 Lebanon Rd.
Mt. Juliet, TN 37122
(615) 758-5858
1-800-767-5859
Fax (615) 758-5859

Tax I.D. 62-0814289

Est. 1970

REPORT OF ANALYSIS

Daniel Padilla
OXY USA Inc - Grand Junction, CO
760 Horizon Dr., Ste. 101
Grand Junction, CO 81506

May 07, 2012

Date Received : April 26, 2012
Description : Pond Water Transfer Sampling
Sample ID : POND 10N
Collected By : CJB
Collection Date : 04/25/12 09:43

ESC Sample # : L571909-01

Site ID : POND 10IV1S-LW28-6

Project # :

Parameter	Result	MDL	RDL	Units	Qualifier	Method	Date	Dil.
2-Fluorophenol	52.5			% Rec.	J7	625	05/04/12	20
2,4,6-Tribromophenol	124.			% Rec.	J7	625	05/04/12	20

U = ND (Not Detected)
MDL = Minimum Detection Limit = LOD
RDL = Reported Detection Limit = LOQ = PQL = EQL

Note:

The reported analytical results relate only to the sample submitted.
This report shall not be reproduced, except in full, without the written approval from ESC.

Reported: 05/06/12 15:18 Revised: 05/07/12 09:54
L571909-01 (PH) - 7.2@20.1c
L571909-01 (SV625BNA) - Dilution due to matrix



12065 Lebanon Rd.
Mt. Juliet, TN 37122
(615) 758-5858
1-800-767-5859
Fax (615) 758-5859

Tax I.D. 62-0814289

Est. 1970

REPORT OF ANALYSIS

Daniel Padilla
OXY USA Inc - Grand Junction, CO
760 Horizon Dr., Ste. 101
Grand Junction, CO 81506

May 07, 2012

Date Received : April 26, 2012
Description : Pond Water Transfer Sampling

Sample ID : LW 28-10

Collected By : CJB
Collection Date : 04/25/12 10:30

ESC Sample # : L571909-02

Site ID : POND 10IV1S-LW28-6

Project # :

Parameter	Result	MDL	RDL	Units	Qualifier	Method	Date	Dil.
Bromide	82.	0.024	1.0	mg/l		300.0	04/26/12	1
Chloride	11000	11.	200	mg/l		300.0	04/26/12	200
Fluoride	U	0.010	0.10	mg/l		300.0	04/26/12	1
Nitrate	U	0.0091	0.10	mg/l		300.0	04/26/12	1
Nitrite	U	0.0033	0.10	mg/l		300.0	04/26/12	1
Sulfate	39.	0.40	5.0	mg/l		300.0	04/26/12	1
Alkalinity	700	25.	100	mg/l		2320B	04/28/12	5
Hardness, Total (mg/L as CaCO3)	760	4.9	150	mg/l		130.1	05/01/12	5
pH	6.4			su	T8	4500H-B	04/28/12	1
Specific Conductance	280000			umhos/cm		120.1	04/28/12	1
Dissolved Solids	18000	3.4	10.	mg/l		2540C	05/03/12	1
Mercury,Dissolved	U	0.000015	0.00020	mg/l		245.1	05/01/12	1
Arsenic,Dissolved	U	0.0070	0.020	mg/l		200.7	05/05/12	1
Barium,Dissolved	36.	0.0017	0.0050	mg/l		200.7	05/05/12	1
Cadmium,Dissolved	U	0.0015	0.0050	mg/l		200.7	05/05/12	1
Chromium,Dissolved	0.017	0.0034	0.010	mg/l		200.7	05/05/12	1
Lead,Dissolved	U	0.0020	0.0050	mg/l		200.7	05/05/12	1
Selenium,Dissolved	U	0.0067	0.020	mg/l		200.7	05/05/12	1
Silver,Dissolved	U	0.0031	0.010	mg/l		200.7	05/05/12	1
Volatile Organics								
Benzene	12.	0.089	0.50	mg/l		624	05/01/12	500
Bromodichloromethane	U	0.10	0.50	mg/l		624	05/01/12	500
Bromoform	U	0.23	0.50	mg/l		624	05/01/12	500
Bromomethane	U	0.28	2.5	mg/l		624	05/01/12	500
Carbon tetrachloride	U	0.19	0.50	mg/l		624	05/01/12	500
Chlorobenzene	U	0.12	0.50	mg/l		624	05/01/12	500
Chlorodibromomethane	U	0.15	0.50	mg/l		624	05/01/12	500
Chloroethane	U	0.68	2.5	mg/l		624	05/01/12	500
2-Chloroethyl vinyl ether	U	1.3	25.	mg/l		624	05/01/12	500
Chloroform	U	0.11	2.5	mg/l		624	05/01/12	500
Chloromethane	U	0.23	1.3	mg/l		624	05/01/12	500
1,2-Dichlorobenzene	U	0.13	0.50	mg/l		624	05/01/12	500
1,3-Dichlorobenzene	U	0.12	0.50	mg/l		624	05/01/12	500
1,4-Dichlorobenzene	U	0.093	0.50	mg/l		624	05/01/12	500
Dichlorodifluoromethane	U	0.29	2.5	mg/l		624	05/01/12	500

U = ND (Not Detected)

MDL = Minimum Detection Limit = LOD

RDL = Reported Detection Limit = LOQ = PQL = EQL

Note:

The reported analytical results relate only to the sample submitted.

This report shall not be reproduced, except in full, without the written approval from ESC.

Reported: 05/06/12 15:18 Revised: 05/07/12 09:54

L571909-02 (PH) - 6.4@19.2c

L571909-02 (SV625BNA) - Dilution due to matrix



12065 Lebanon Rd.
Mt. Juliet, TN 37122
(615) 758-5858
1-800-767-5859
Fax (615) 758-5859

Tax I.D. 62-0814289

Est. 1970

REPORT OF ANALYSIS

Daniel Padilla
OXY USA Inc - Grand Junction, CO
760 Horizon Dr., Ste. 101
Grand Junction, CO 81506

May 07, 2012

Date Received : April 26, 2012
Description : Pond Water Transfer Sampling

Sample ID : LW 28-10

Collected By : CJB
Collection Date : 04/25/12 10:30

ESC Sample # : L571909-02

Site ID : POND 10IV1S-LW28-6

Project # :

Parameter	Result	MDL	RDL	Units	Qualifier	Method	Date	Dil.
1,1-Dichloroethane	U	0.15	0.50	mg/l		624	05/01/12	500
1,2-Dichloroethane	U	0.13	0.50	mg/l		624	05/01/12	500
1,1-Dichloroethene	U	0.20	0.50	mg/l		624	05/01/12	500
trans-1,2-Dichloroethene	U	0.14	0.50	mg/l		624	05/01/12	500
1,2-Dichloropropane	U	0.23	0.50	mg/l		624	05/01/12	500
cis-1,3-Dichloropropene	U	0.12	0.50	mg/l		624	05/01/12	500
trans-1,3-Dichloropropene	U	0.19	0.50	mg/l		624	05/01/12	500
Ethylbenzene	0.89	0.14	0.50	mg/l		624	05/01/12	500
Methylene Chloride	U	0.40	2.5	mg/l		624	05/01/12	500
Methyl tert-butyl ether	U	0.13	2.5	mg/l		624	05/01/12	500
Naphthalene	U	0.35	2.5	mg/l		624	05/01/12	500
1,1,2,2-Tetrachloroethane	U	0.14	0.50	mg/l		624	05/01/12	500
Tetrachloroethene	U	0.12	0.50	mg/l		624	05/01/12	500
Toluene	24.	0.082	2.5	mg/l		624	05/01/12	500
1,1,1-Trichloroethane	U	0.12	0.50	mg/l		624	05/01/12	500
1,1,2-Trichloroethane	U	0.19	0.50	mg/l		624	05/01/12	500
Trichloroethene	U	0.15	0.50	mg/l		624	05/01/12	500
Trichlorofluoromethane	U	0.24	2.5	mg/l		624	05/01/12	500
Vinyl chloride	U	0.14	0.50	mg/l		624	05/01/12	500
Surrogate Recovery								
Toluene-d8	104.			% Rec.		624	05/01/12	500
Dibromofluoromethane	109.			% Rec.		624	05/01/12	500
a,a,a-Trifluorotoluene	112.			% Rec.		624	05/01/12	500
4-Bromofluorobenzene	113.			% Rec.		624	05/01/12	500
Base/Neutral Extractables								
Acenaphthene	U	0.0036	0.020	mg/l		625	05/04/12	20
Acenaphthylene	U	0.0041	0.020	mg/l		625	05/04/12	20
Anthracene	U	0.0033	0.020	mg/l		625	05/04/12	20
Benzidine	U	0.042	0.20	mg/l		625	05/04/12	20
Benzo(a)anthracene	U	0.0037	0.020	mg/l		625	05/04/12	20
Benzo(b)fluoranthene	U	0.0076	0.020	mg/l		625	05/04/12	20
Benzo(k)fluoranthene	U	0.0053	0.020	mg/l		625	05/04/12	20
Benzo(g,h,i)perylene	U	0.0074	0.020	mg/l		625	05/04/12	20
Benzo(a)pyrene	U	0.0054	0.020	mg/l		625	05/04/12	20
Bis(2-chlorethoxy)methane	U	0.0043	0.20	mg/l		625	05/04/12	20
Bis(2-chloroethyl)ether	U	0.0043	0.20	mg/l		625	05/04/12	20
Bis(2-chloroisopropyl)ether	U	0.0062	0.20	mg/l		625	05/04/12	20
4-Bromophenyl-phenylether	U	0.0036	0.20	mg/l		625	05/04/12	20
2-Chloronaphthalene	U	0.0041	0.020	mg/l		625	05/04/12	20
4-Chlorophenyl-phenylether	U	0.0034	0.20	mg/l		625	05/04/12	20
Chrysene	U	0.0027	0.020	mg/l		625	05/04/12	20
Dibenz(a,h)anthracene	U	0.0050	0.020	mg/l		625	05/04/12	20

U = ND (Not Detected)

MDL = Minimum Detection Limit = LOD

RDL = Reported Detection Limit = LOQ = PQL = EQL

Note:

The reported analytical results relate only to the sample submitted.

This report shall not be reproduced, except in full, without the written approval from ESC.

Reported: 05/06/12 15:18 Revised: 05/07/12 09:54

L571909-02 (PH) - 6.4@19.2c

L571909-02 (SV625BNA) - Dilution due to matrix



12065 Lebanon Rd.
Mt. Juliet, TN 37122
(615) 758-5858
1-800-767-5859
Fax (615) 758-5859

Tax I.D. 62-0814289

Est. 1970

REPORT OF ANALYSIS

Daniel Padilla
OXY USA Inc - Grand Junction, CO
760 Horizon Dr., Ste. 101
Grand Junction, CO 81506

May 07, 2012

Date Received : April 26, 2012
Description : Pond Water Transfer Sampling

Sample ID : LW 28-10

Collected By : CJB
Collection Date : 04/25/12 10:30

ESC Sample # : L571909-02

Site ID : POND 10IV1S-LW28-6

Project # :

Parameter	Result	MDL	RDL	Units	Qualifier	Method	Date	Dil.
3,3-Dichlorobenzidine	U	0.034	0.20	mg/l		625	05/04/12	20
2,4-Dinitrotoluene	U	0.0044	0.20	mg/l		625	05/04/12	20
2,6-Dinitrotoluene	U	0.029	0.20	mg/l		625	05/04/12	20
1,2-Diphenylhydrazine	U	0.0033	0.20	mg/l		625	05/04/12	20
Fluoranthene	U	0.0068	0.020	mg/l		625	05/04/12	20
Fluorene	U	0.0035	0.020	mg/l		625	05/04/12	20
Hexachlorobenzene	U	0.0045	0.020	mg/l		625	05/04/12	20
Hexachloro-1,3-butadiene	U	0.053	0.20	mg/l		625	05/04/12	20
Hexachlorocyclopentadiene	U	0.036	0.20	mg/l		625	05/04/12	20
Hexachloroethane	U	0.063	0.20	mg/l		625	05/04/12	20
Indeno(1,2,3-cd)pyrene	U	0.0067	0.020	mg/l		625	05/04/12	20
Isophorone	0.0059	0.0048	0.20	mg/l	J	625	05/04/12	20
Naphthalene	0.12	0.0083	0.020	mg/l		625	05/04/12	20
Nitrobenzene	U	0.0040	0.20	mg/l	J4	625	05/04/12	20
n-Nitrosodimethylamine	U	0.051	0.20	mg/l		625	05/04/12	20
n-Nitrosodiphenylamine	U	0.0027	0.20	mg/l		625	05/04/12	20
n-Nitrosodi-n-propylamine	U	0.0062	0.20	mg/l		625	05/04/12	20
Phenanthrene	U	0.0041	0.020	mg/l		625	05/04/12	20
Benzylbutyl phthalate	U	0.0079	0.020	mg/l		625	05/04/12	20
Bis(2-ethylhexyl)phthalate	U	0.0099	0.020	mg/l		625	05/04/12	20
Di-n-butyl phthalate	U	0.0055	0.020	mg/l		625	05/04/12	20
Diethyl phthalate	U	0.0071	0.020	mg/l		625	05/04/12	20
Dimethyl phthalate	U	0.0068	0.020	mg/l		625	05/04/12	20
Di-n-octyl phthalate	U	0.0055	0.020	mg/l		625	05/04/12	20
Pyrene	U	0.0059	0.020	mg/l		625	05/04/12	20
1,2,4-Trichlorobenzene	U	0.0070	0.20	mg/l		625	05/04/12	20
Acid Extractables								
4-Chloro-3-methylphenol	U	0.0046	0.20	mg/l		625	05/04/12	20
2-Chlorophenol	U	0.0038	0.20	mg/l		625	05/04/12	20
2,4-Dichlorophenol	U	0.019	0.20	mg/l		625	05/04/12	20
2,4-Dimethylphenol	0.26	0.027	0.20	mg/l		625	05/04/12	20
4,6-Dinitro-2-methylphenol	U	0.052	0.20	mg/l		625	05/04/12	20
2,4-Dinitrophenol	U	0.046	0.20	mg/l		625	05/04/12	20
2-Nitrophenol	U	0.0056	0.20	mg/l		625	05/04/12	20
4-Nitrophenol	U	0.055	0.20	mg/l		625	05/04/12	20
Pentachlorophenol	U	0.0081	0.20	mg/l		625	05/04/12	20
Phenol	0.32	0.023	0.20	mg/l		625	05/04/12	20
2,4,6-Trichlorophenol	U	0.0056	0.20	mg/l		625	05/04/12	20
Surrogate Recovery								
Nitrobenzene-d5	26.8			% Rec.	J7	625	05/04/12	20
2-Fluorobiphenyl	106.			% Rec.	J7	625	05/04/12	20
p-Terphenyl-d14	95.4			% Rec.	J7	625	05/04/12	20
Phenol-d5	83.4			% Rec.	J7	625	05/04/12	20

U = ND (Not Detected)

MDL = Minimum Detection Limit = LOD

RDL = Reported Detection Limit = LOQ = PQL = EQL

Note:

The reported analytical results relate only to the sample submitted.

This report shall not be reproduced, except in full, without the written approval from ESC.

Reported: 05/06/12 15:18 Revised: 05/07/12 09:54

L571909-02 (PH) - 6.4@19.2c

L571909-02 (SV625BNA) - Dilution due to matrix



12065 Lebanon Rd.
Mt. Juliet, TN 37122
(615) 758-5858
1-800-767-5859
Fax (615) 758-5859

Tax I.D. 62-0814289

Est. 1970

REPORT OF ANALYSIS

Daniel Padilla
OXY USA Inc - Grand Junction, CO
760 Horizon Dr., Ste. 101
Grand Junction, CO 81506

May 07, 2012

Date Received : April 26, 2012
Description : Pond Water Transfer Sampling
Sample ID : LW 28-10
Collected By : CJB
Collection Date : 04/25/12 10:30

ESC Sample # : L571909-02

Site ID : POND 10IV1S-LW28-6

Project # :

Parameter	Result	MDL	RDL	Units	Qualifier	Method	Date	Dil.
2-Fluorophenol	21.3			% Rec.	J7	625	05/04/12	20
2,4,6-Tribromophenol	143.			% Rec.	J7	625	05/04/12	20

U = ND (Not Detected)

MDL = Minimum Detection Limit = LOD

RDL = Reported Detection Limit = LOQ = PQL = EQL

Note:

The reported analytical results relate only to the sample submitted.

This report shall not be reproduced, except in full, without the written approval from ESC.

Reported: 05/06/12 15:18 Revised: 05/07/12 09:54

L571909-02 (PH) - 6.4@19.2c

L571909-02 (SV625BNA) - Dilution due to matrix



12065 Lebanon Rd.
Mt. Juliet, TN 37122
(615) 758-5858
1-800-767-5859
Fax (615) 758-5859

Tax I.D. 62-0814289

Est. 1970

REPORT OF ANALYSIS

Daniel Padilla
OXY USA Inc - Grand Junction, CO
760 Horizon Dr., Ste. 101
Grand Junction, CO 81506

May 07, 2012

Date Received : April 26, 2012
Description : Pond Water Transfer Sampling
Sample ID : POND 10S
Collected By : CJB
Collection Date : 04/25/12 11:30

ESC Sample # : L571909-03

Site ID : POND 10IV1S-LW28-6

Project # :

Parameter	Result	MDL	RDL	Units	Qualifier	Method	Date	Dil.
Bromide	78.	0.024	1.0	mg/l		300.0	04/26/12	1
Chloride	10000	11.	200	mg/l		300.0	04/26/12	200
Fluoride	U	0.010	0.10	mg/l		300.0	04/26/12	1
Nitrate	U	0.0091	0.10	mg/l		300.0	04/26/12	1
Nitrite	U	0.0033	0.10	mg/l		300.0	04/26/12	1
Sulfate	20.	0.40	5.0	mg/l		300.0	04/26/12	1
Alkalinity	840	50.	200	mg/l		2320B	04/28/12	10
Hardness, Total (mg/L as CaCO3)	920	4.9	150	mg/l		130.1	05/01/12	5
pH	7.5			su	T8	4500H-B	04/28/12	1
Specific Conductance	28000			umhos/cm		120.1	05/01/12	1
Dissolved Solids	17000	3.4	10.	mg/l		2540C	05/03/12	1
Mercury,Dissolved	U	0.000015	0.00020	mg/l		245.1	05/01/12	1
Arsenic,Dissolved	U	0.0070	0.020	mg/l		200.7	05/05/12	1
Barium,Dissolved	34.	0.0017	0.0050	mg/l		200.7	05/05/12	1
Cadmium,Dissolved	U	0.0015	0.0050	mg/l		200.7	05/05/12	1
Chromium,Dissolved	0.0069	0.0034	0.010	mg/l	J	200.7	05/05/12	1
Lead,Dissolved	U	0.0020	0.0050	mg/l		200.7	05/05/12	1
Selenium,Dissolved	U	0.0067	0.020	mg/l		200.7	05/05/12	1
Silver,Dissolved	U	0.0031	0.010	mg/l		200.7	05/05/12	1
Volatile Organics								
Benzene	0.67	0.018	0.10	mg/l		624	04/27/12	100
Bromodichloromethane	U	0.021	0.10	mg/l		624	04/27/12	100
Bromoform	U	0.046	0.10	mg/l		624	04/27/12	100
Bromomethane	U	0.057	0.50	mg/l		624	04/27/12	100
Carbon tetrachloride	U	0.038	0.10	mg/l		624	04/27/12	100
Chlorobenzene	U	0.025	0.10	mg/l		624	04/27/12	100
Chlorodibromomethane	U	0.029	0.10	mg/l		624	04/27/12	100
Chloroethane	U	0.14	0.50	mg/l	J3	624	04/27/12	100
2-Chloroethyl vinyl ether	U	0.27	5.0	mg/l		624	04/27/12	100
Chloroform	U	0.022	0.50	mg/l		624	04/27/12	100
Chloromethane	U	0.046	0.25	mg/l	J3	624	04/27/12	100
1,2-Dichlorobenzene	U	0.026	0.10	mg/l		624	04/27/12	100
1,3-Dichlorobenzene	U	0.025	0.10	mg/l		624	04/27/12	100
1,4-Dichlorobenzene	U	0.019	0.10	mg/l		624	04/27/12	100
Dichlorodifluoromethane	U	0.057	0.50	mg/l		624	04/27/12	100

U = ND (Not Detected)

MDL = Minimum Detection Limit = LOD

RDL = Reported Detection Limit = LOQ = PQL = EQL

Note:

The reported analytical results relate only to the sample submitted.

This report shall not be reproduced, except in full, without the written approval from ESC.

Reported: 05/06/12 15:18 Revised: 05/07/12 09:54

L571909-03 (PH) - 7.5@20.8c

L571909-03 (SV625BNA) - Dilution due to matrix



12065 Lebanon Rd.
Mt. Juliet, TN 37122
(615) 758-5858
1-800-767-5859
Fax (615) 758-5859

Tax I.D. 62-0814289

Est. 1970

REPORT OF ANALYSIS

Daniel Padilla
OXY USA Inc - Grand Junction, CO
760 Horizon Dr., Ste. 101
Grand Junction, CO 81506

May 07, 2012

Date Received : April 26, 2012
Description : Pond Water Transfer Sampling

Sample ID : POND 10S

Collected By : CJB
Collection Date : 04/25/12 11:30

ESC Sample # : L571909-03

Site ID : POND 10IV1S-LW28-6

Project # :

Parameter	Result	MDL	RDL	Units	Qualifier	Method	Date	Dil.
1,1-Dichloroethane	U	0.029	0.10	mg/l		624	04/27/12	100
1,2-Dichloroethane	U	0.026	0.10	mg/l		624	04/27/12	100
1,1-Dichloroethene	U	0.040	0.10	mg/l		624	04/27/12	100
trans-1,2-Dichloroethene	U	0.029	0.10	mg/l		624	04/27/12	100
1,2-Dichloropropane	U	0.047	0.10	mg/l	J4	624	04/27/12	100
cis-1,3-Dichloropropene	U	0.023	0.10	mg/l		624	04/27/12	100
trans-1,3-Dichloropropene	U	0.039	0.10	mg/l		624	04/27/12	100
Ethylbenzene	0.11	0.027	0.10	mg/l		624	04/27/12	100
Methylene Chloride	U	0.079	0.50	mg/l		624	04/27/12	100
Methyl tert-butyl ether	U	0.027	0.50	mg/l		624	04/27/12	100
Naphthalene	U	0.069	0.50	mg/l		624	04/27/12	100
1,1,2,2-Tetrachloroethane	U	0.029	0.10	mg/l		624	04/27/12	100
Tetrachloroethene	U	0.024	0.10	mg/l		624	04/27/12	100
Toluene	2.0	0.016	0.50	mg/l		624	04/27/12	100
1,1,1-Trichloroethane	U	0.024	0.10	mg/l		624	04/27/12	100
1,1,2-Trichloroethane	U	0.038	0.10	mg/l		624	04/27/12	100
Trichloroethene	U	0.029	0.10	mg/l		624	04/27/12	100
Trichlorofluoromethane	U	0.049	0.50	mg/l		624	04/27/12	100
Vinyl chloride	U	0.028	0.10	mg/l	J3	624	04/27/12	100
Surrogate Recovery								
Toluene-d8	93.0			% Rec.		624	04/27/12	100
Dibromofluoromethane	96.2			% Rec.		624	04/27/12	100
a,a,a-Trifluorotoluene	106.			% Rec.		624	04/27/12	100
4-Bromofluorobenzene	117.			% Rec.		624	04/27/12	100
Base/Neutral Extractables								
Acenaphthene	U	0.0018	0.010	mg/l		625	05/04/12	10
Acenaphthylene	U	0.0021	0.010	mg/l		625	05/04/12	10
Anthracene	U	0.0017	0.010	mg/l		625	05/04/12	10
Benzidine	U	0.021	0.10	mg/l		625	05/04/12	10
Benzo(a)anthracene	U	0.0019	0.010	mg/l		625	05/04/12	10
Benzo(b)fluoranthene	U	0.0038	0.010	mg/l		625	05/04/12	10
Benzo(k)fluoranthene	U	0.0026	0.010	mg/l		625	05/04/12	10
Benzo(g,h,i)perylene	U	0.0037	0.010	mg/l		625	05/04/12	10
Benzo(a)pyrene	U	0.0027	0.010	mg/l		625	05/04/12	10
Bis(2-chlorethoxy)methane	U	0.0021	0.10	mg/l		625	05/04/12	10
Bis(2-chloroethyl)ether	U	0.0021	0.10	mg/l		625	05/04/12	10
Bis(2-chloroisopropyl)ether	U	0.0031	0.10	mg/l		625	05/04/12	10
4-Bromophenyl-phenylether	U	0.0018	0.10	mg/l		625	05/04/12	10
2-Chloronaphthalene	U	0.0020	0.010	mg/l		625	05/04/12	10
4-Chlorophenyl-phenylether	U	0.0017	0.10	mg/l		625	05/04/12	10
Chrysene	U	0.0013	0.010	mg/l		625	05/04/12	10
Dibenz(a,h)anthracene	U	0.0025	0.010	mg/l		625	05/04/12	10

U = ND (Not Detected)

MDL = Minimum Detection Limit = LOD

RDL = Reported Detection Limit = LOQ = PQL = EQL

Note:

The reported analytical results relate only to the sample submitted.

This report shall not be reproduced, except in full, without the written approval from ESC.

Reported: 05/06/12 15:18 Revised: 05/07/12 09:54

L571909-03 (PH) - 7.5@20.8c

L571909-03 (SV625BNA) - Dilution due to matrix



12065 Lebanon Rd.
Mt. Juliet, TN 37122
(615) 758-5858
1-800-767-5859
Fax (615) 758-5859

Tax I.D. 62-0814289

Est. 1970

REPORT OF ANALYSIS

Daniel Padilla
OXY USA Inc - Grand Junction, CO
760 Horizon Dr., Ste. 101
Grand Junction, CO 81506

May 07, 2012

Date Received : April 26, 2012
Description : Pond Water Transfer Sampling

Sample ID : POND 10S

Collected By : CJB
Collection Date : 04/25/12 11:30

ESC Sample # : L571909-03

Site ID : POND 10IV1S-LW28-6

Project # :

Parameter	Result	MDL	RDL	Units	Qualifier	Method	Date	Dil.
3,3-Dichlorobenzidine	U	0.017	0.10	mg/l		625	05/04/12	10
2,4-Dinitrotoluene	U	0.0022	0.10	mg/l		625	05/04/12	10
2,6-Dinitrotoluene	U	0.014	0.10	mg/l		625	05/04/12	10
1,2-Diphenylhydrazine	0.0016	0.0016	0.10	mg/l	J	625	05/04/12	10
Fluoranthene	U	0.0034	0.010	mg/l		625	05/04/12	10
Fluorene	U	0.0018	0.010	mg/l		625	05/04/12	10
Hexachlorobenzene	U	0.0023	0.010	mg/l		625	05/04/12	10
Hexachloro-1,3-butadiene	U	0.026	0.10	mg/l		625	05/04/12	10
Hexachlorocyclopentadiene	U	0.018	0.10	mg/l		625	05/04/12	10
Hexachloroethane	U	0.031	0.10	mg/l		625	05/04/12	10
Indeno(1,2,3-cd)pyrene	U	0.0033	0.010	mg/l		625	05/04/12	10
Isophorone	U	0.0024	0.10	mg/l		625	05/04/12	10
Naphthalene	U	0.0041	0.010	mg/l		625	05/04/12	10
Nitrobenzene	U	0.0020	0.10	mg/l	J4	625	05/04/12	10
n-Nitrosodimethylamine	U	0.026	0.10	mg/l		625	05/04/12	10
n-Nitrosodiphenylamine	U	0.0014	0.10	mg/l		625	05/04/12	10
n-Nitrosodi-n-propylamine	U	0.0031	0.10	mg/l		625	05/04/12	10
Phenanthrene	U	0.0021	0.010	mg/l		625	05/04/12	10
Benzylbutyl phthalate	U	0.0040	0.010	mg/l		625	05/04/12	10
Bis(2-ethylhexyl)phthalate	U	0.0050	0.010	mg/l		625	05/04/12	10
Di-n-butyl phthalate	U	0.0028	0.010	mg/l		625	05/04/12	10
Diethyl phthalate	U	0.0036	0.010	mg/l		625	05/04/12	10
Dimethyl phthalate	U	0.0034	0.010	mg/l		625	05/04/12	10
Di-n-octyl phthalate	U	0.0028	0.010	mg/l		625	05/04/12	10
Pyrene	U	0.0030	0.010	mg/l		625	05/04/12	10
1,2,4-Trichlorobenzene	U	0.0035	0.10	mg/l		625	05/04/12	10
Acid Extractables								
4-Chloro-3-methylphenol	U	0.0023	0.10	mg/l		625	05/04/12	10
2-Chlorophenol	U	0.0019	0.10	mg/l		625	05/04/12	10
2,4-Dichlorophenol	U	0.0097	0.10	mg/l		625	05/04/12	10
2,4-Dimethylphenol	0.18	0.013	0.10	mg/l		625	05/04/12	10
4,6-Dinitro-2-methylphenol	U	0.026	0.10	mg/l		625	05/04/12	10
2,4-Dinitrophenol	U	0.023	0.10	mg/l		625	05/04/12	10
2-Nitrophenol	U	0.0028	0.10	mg/l		625	05/04/12	10
4-Nitrophenol	U	0.027	0.10	mg/l		625	05/04/12	10
Pentachlorophenol	U	0.0041	0.10	mg/l		625	05/04/12	10
Phenol	0.25	0.011	0.10	mg/l		625	05/04/12	10
2,4,6-Trichlorophenol	U	0.0028	0.10	mg/l		625	05/04/12	10
Surrogate Recovery								
Nitrobenzene-d5	69.5			% Rec.		625	05/04/12	10
2-Fluorobiphenyl	103.			% Rec.		625	05/04/12	10
p-Terphenyl-d14	62.3			% Rec.		625	05/04/12	10
Phenol-d5	25.3			% Rec.		625	05/04/12	10

U = ND (Not Detected)

MDL = Minimum Detection Limit = LOD

RDL = Reported Detection Limit = LOQ = PQL = EQL

Note:

The reported analytical results relate only to the sample submitted.

This report shall not be reproduced, except in full, without the written approval from ESC.

Reported: 05/06/12 15:18 Revised: 05/07/12 09:54

L571909-03 (PH) - 7.5@20.8c

L571909-03 (SV625BNA) - Dilution due to matrix



12065 Lebanon Rd.
Mt. Juliet, TN 37122
(615) 758-5858
1-800-767-5859
Fax (615) 758-5859

Tax I.D. 62-0814289

Est. 1970

REPORT OF ANALYSIS

Daniel Padilla
OXY USA Inc - Grand Junction, CO
760 Horizon Dr., Ste. 101
Grand Junction, CO 81506

May 07, 2012

Date Received : April 26, 2012
Description : Pond Water Transfer Sampling
Sample ID : POND 10S
Collected By : CJB
Collection Date : 04/25/12 11:30

ESC Sample # : L571909-03

Site ID : POND 10IV1S-LW28-6

Project # :

Parameter	Result	MDL	RDL	Units	Qualifier	Method	Date	Dil.
2-Fluorophenol	29.8			% Rec.		625	05/04/12	10
2,4,6-Tribromophenol	69.2			% Rec.		625	05/04/12	10

U = ND (Not Detected)

MDL = Minimum Detection Limit = LOD

RDL = Reported Detection Limit = LOQ = PQL = EQL

Note:

The reported analytical results relate only to the sample submitted.

This report shall not be reproduced, except in full, without the written approval from ESC.

Reported: 05/06/12 15:18 Revised: 05/07/12 09:54

L571909-03 (PH) - 7.5@20.8c

L571909-03 (SV625BNA) - Dilution due to matrix

Attachment A
List of Analytes with QC Qualifiers

Sample Number	Work Group	Sample Type	Analyte	Run ID	Qualifier
L571909-01	WG589790	SAMP	pH	R2148834	T8
	WG590475	SAMP	Barium,Dissolved	R2157637	V
	WG590475	SAMP	Chromium,Dissolved	R2157637	JP1
	WG589722	SAMP	Sulfate	R2145413	J
	WG589865	SAMP	Chloroethane	R2149693	J3
	WG589865	SAMP	Chloromethane	R2149693	J3
	WG589865	SAMP	1,2-Dichloropropane	R2149693	J4
	WG589865	SAMP	Ethylbenzene	R2149693	J
	WG589865	SAMP	Naphthalene	R2149693	J
	WG589865	SAMP	Vinyl chloride	R2149693	J3
	WG589865	SAMP	4-Bromofluorobenzene	R2149693	J1
	WG590026	SAMP	Fluorene	R2149713	J
	WG590026	SAMP	Nitrobenzene	R2149713	J4
	WG590026	SAMP	2,4-Dimethylphenol	R2149713	J
	WG590026	SAMP	Phenol	R2149713	J
	WG590026	SAMP	Nitrobenzene-d5	R2149713	J7
	WG590026	SAMP	2-Fluorobiphenyl	R2149713	J7
	WG590026	SAMP	p-Terphenyl-d14	R2149713	J7
	WG590026	SAMP	Phenol-d5	R2149713	J7
	WG590026	SAMP	2-Fluorophenol	R2149713	J7
	WG590026	SAMP	2,4,6-Tribromophenol	R2149713	J7
L571909-02	WG589790	SAMP	pH	R2148834	T8
	WG590026	SAMP	Isophorone	R2149713	J
	WG590026	SAMP	Nitrobenzene	R2149713	J4
	WG590026	SAMP	Nitrobenzene-d5	R2149713	J7
	WG590026	SAMP	2-Fluorobiphenyl	R2149713	J7
	WG590026	SAMP	p-Terphenyl-d14	R2149713	J7
	WG590026	SAMP	Phenol-d5	R2149713	J7
	WG590026	SAMP	2-Fluorophenol	R2149713	J7
	WG590026	SAMP	2,4,6-Tribromophenol	R2149713	J7
L571909-03	WG589790	SAMP	pH	R2148834	T8
	WG590475	SAMP	Chromium,Dissolved	R2157637	J
	WG589865	SAMP	Chloroethane	R2149693	J3
	WG589865	SAMP	Chloromethane	R2149693	J3
	WG589865	SAMP	1,2-Dichloropropane	R2149693	J4
	WG589865	SAMP	Vinyl chloride	R2149693	J3
	WG590026	SAMP	1,2-Diphenylhydrazine	R2149713	J
	WG590026	SAMP	Nitrobenzene	R2149713	J4

Attachment B
Explanation of QC Qualifier Codes

Qualifier	Meaning
J	(EPA) - Estimated value below the lowest calibration point. Confidence correlates with concentration.
J1	Surrogate recovery limits have been exceeded; values are outside upper control limits
J3	The associated batch QC was outside the established quality control range for precision.
J4	The associated batch QC was outside the established quality control range for accuracy.
J7	Surrogate recovery cannot be used for control limit evaluation due to dilution.
P1	RPD value not applicable for sample concentrations less than 5 times the reporting limit.
T8	(ESC) - Additional method/sample information: Sample(s) received past/too close to holding time expiration.
V	(ESC) - Additional QC Info: The sample concentration is too high to evaluate accurate spike recoveries.

Qualifier Report Information

ESC utilizes sample and result qualifiers as set forth by the EPA Contract Laboratory Program and as required by most certifying bodies including NELAC. In addition to the EPA qualifiers adopted by ESC, we have implemented ESC qualifiers to provide more information pertaining to our analytical results. Each qualifier is designated in the qualifier explanation as either EPA or ESC. Data qualifiers are intended to provide the ESC client with more detailed information concerning the potential bias of reported data. Because of the wide range of constituents and variety of matrices incorporated by most EPA methods, it is common for some compounds to fall outside of established ranges. These exceptions are evaluated and all reported data is valid and useable "unless qualified as 'R' (Rejected)."

Definitions

- Accuracy** - The relationship of the observed value of a known sample to the true value of a known sample. Represented by percent recovery and relevant to samples such as: control samples, matrix spike recoveries, surrogate recoveries, etc.
- Precision** - The agreement between a set of samples or between duplicate samples. Relates to how close together the results are and is represented by Relative Percent Difference.
- Surrogate** - Organic compounds that are similar in chemical composition, extraction, and chromatography to analytes of interest. The surrogates are used to determine the probable response of the group of analytes that are chemically related to the surrogate compound. Surrogates are added to the sample and carried through all stages of preparation and analyses.
- TIC** - Tentatively Identified Compound: Compounds detected in samples that are not target compounds, internal standards, system monitoring compounds, or surrogates.

Daniel Padilla
OXY USA Inc - Grand Junction, CO
760 Horizon Dr., Ste. 101
Grand Junction, CO 81506

Report Summary

Friday May 25, 2012

Report Number: L571911


Samples Received: 04/26/12

Client Project:

Description: Pond Water Transfer Sampling

The analytical results in this report are based upon information supplied by you, the client, and are for your exclusive use. If you have any questions regarding this data package, please do not hesitate to call.

Entire Report Reviewed By:



Mark W. Beasley , ESC Representative

Laboratory Certification Numbers

A2LA - 1461-01, AIHA - 100789, AL - 40660, CA - 01157CA, CT - PH-0197,
FL - E87487, GA - 923, IN - C-TN-01, KY - 90010, KYUST - 0016,
NC - ENV375/DW21704/BIO041, ND - R-140, NJ - TN002, NJ NELAP - TN002,
SC - 84004, TN - 2006, VA - 460132, WV - 233, AZ - 0612,
MN - 047-999-395, NY - 11742, WI - 998093910, NV - TN000032011-1,
TX - T104704245-11-3, OK - 9915, PA - 68-02979

Accreditation is only applicable to the test methods specified on each scope of accreditation held by ESC Lab Sciences.

Note: The use of the preparatory EPA Method 3511 is not approved or endorsed by the CA ELAP.

This report may not be reproduced, except in full, without written approval from ESC Lab Sciences. Where applicable, sampling conducted by ESC is performed per guidance provided in laboratory standard operating procedures: 060302, 060303, and 060304.



12065 Lebanon Rd.
Mt. Juliet, TN 37122
(615) 758-5858
1-800-767-5859
Fax (615) 758-5859

Tax I.D. 62-0814289

Est. 1970

REPORT OF ANALYSIS

Daniel Padilla
OXY USA Inc - Grand Junction, CO
760 Horizon Dr., Ste. 101
Grand Junction, CO 81506

May 25, 2012

Date Received : April 26, 2012
Description : Pond Water Transfer Sampling
Sample ID : POND 10N
Collected By : CJB
Collection Date : 04/25/12 09:43

ESC Sample # : L571911-01

Site ID : POND 10IV1S-LW28-6

Project # :

Parameter	Result	Det. Limit	Units	Method	Date	Dil.
Gross Alpha	BDL	5.0	pCi/l	900.0	05/17/12	1
Gross Beta	55.	5.0	pCi/l	900.0	05/17/12	1

BDL - Below Detection Limit

Det. Limit - Practical Quantitation Limit(PQL)

Note:

The reported analytical results relate only to the sample submitted.

This report shall not be reproduced, except in full, without the written approval from ESC.

.

Reported: 05/25/12 13:07 Printed: 05/25/12 13:07

L571911-01 (GROSS ALPHA) - subcontracted to GEL Labs

L571911-01 (GROSS BETA) - subcontracted to GEL Labs



12065 Lebanon Rd.
Mt. Juliet, TN 37122
(615) 758-5858
1-800-767-5859
Fax (615) 758-5859

Tax I.D. 62-0814289

Est. 1970

REPORT OF ANALYSIS

Daniel Padilla
OXY USA Inc - Grand Junction, CO
760 Horizon Dr., Ste. 101
Grand Junction, CO 81506

May 25, 2012

Date Received : April 26, 2012
Description : Pond Water Transfer Sampling
Sample ID : LW 28-10
Collected By : CJB
Collection Date : 04/25/12 10:30

ESC Sample # : L571911-02

Site ID : POND 10IV1S-LW28-6

Project # :

Parameter	Result	Det. Limit	Units	Method	Date	Dil.
Gross Alpha	7.4	5.0	pCi/l	900.0	05/17/12	1
Gross Beta	81.	5.0	pCi/l	900.0	05/17/12	1

BDL - Below Detection Limit

Det. Limit - Practical Quantitation Limit(PQL)

Note:

The reported analytical results relate only to the sample submitted.

This report shall not be reproduced, except in full, without the written approval from ESC.

Reported: 05/25/12 13:07 Printed: 05/25/12 13:07

L571911-02 (GROSS ALPHA) - subcontracted to GEL Labs

L571911-02 (GROSS BETA) - subcontracted to GEL Labs



12065 Lebanon Rd.
Mt. Juliet, TN 37122
(615) 758-5858
1-800-767-5859
Fax (615) 758-5859

Tax I.D. 62-0814289

Est. 1970

REPORT OF ANALYSIS

Daniel Padilla
OXY USA Inc - Grand Junction, CO
760 Horizon Dr., Ste. 101
Grand Junction, CO 81506

May 25, 2012

Date Received : April 26, 2012
Description : Pond Water Transfer Sampling
Sample ID : POND 10S
Collected By : CJB
Collection Date : 04/25/12 11:30

ESC Sample # : L571911-03

Site ID : POND 10IV1S-LW28-6

Project # :

Parameter	Result	Det. Limit	Units	Method	Date	Dil.
Gross Alpha	46.	5.0	pCi/l	900.0	05/17/12	1
Gross Beta	55.	5.0	pCi/l	900.0	05/17/12	1

BDL - Below Detection Limit

Det. Limit - Practical Quantitation Limit(PQL)

Note:

The reported analytical results relate only to the sample submitted.

This report shall not be reproduced, except in full, without the written approval from ESC.

.

Reported: 05/25/12 13:07 Printed: 05/25/12 13:07

L571911-03 (GROSS ALPHA) - subcontracted to GEL Labs

L571911-03 (GROSS BETA) - subcontracted to GEL Labs

Summary of Remarks For Samples Printed
05/25/12 at 13:07:33

TSR Signing Reports: 134
R5 - Desired TAT

Log BTEX by 8260 unless otherwise noted

Sample: L571911-01 Account: OXYGJCO Received: 04/26/12 09:00 Due Date: 05/25/12 00:00 RPT Date: 05/25/12 13:07
subbed to GEL slp 4/26/12 PO#S16259 Refer to L571911
Sample: L571911-02 Account: OXYGJCO Received: 04/26/12 09:00 Due Date: 05/25/12 00:00 RPT Date: 05/25/12 13:07
subbed to GEL slp 4/26/12 PO#S16259 Refer to L571911
Sample: L571911-03 Account: OXYGJCO Received: 04/26/12 09:00 Due Date: 05/25/12 00:00 RPT Date: 05/25/12 13:07
subbed to GEL slp 4/26/12 PO#S16259 Refer to L571911