

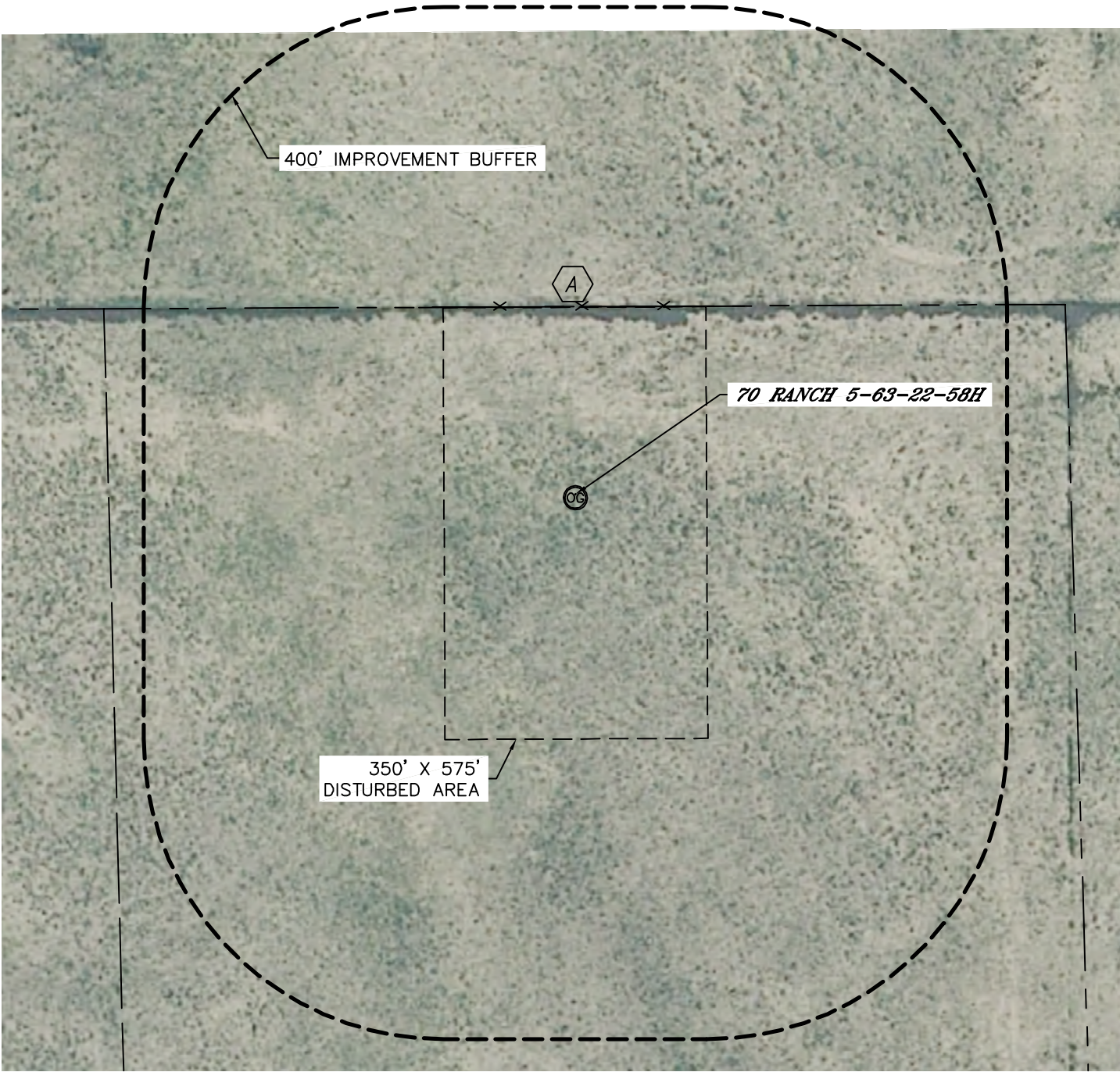


Lat40°, Inc. 1635 Foxtrail Drive, Suite 325 Loveland, CO 970-776-3321


LOCATION DRAWING

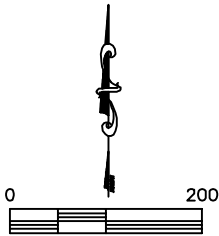
70 RANCH 5-63-22-58H

SECTION: 22
TOWNSHIP: 5N
RANGE: 63W



IMPROVEMENTS:

 FENCE 250' NORTH



NEAREST: BUILDING 3150' SE, PUBLIC ROAD 5280'+ S (CR 69),
ABOVE GROUND UTILITY 3200' SE, RAILROAD 5280'+ SW, PROPERTY LINE 250' N

1"=200'
DATE: 1/19/12
PROJECT#: 2010044