


PHOTOS BY GREAT PLAINS SURVEYING, INC.




Murray 943-34-12
SW ¼ NW ¼ SEC. 34, T9N, R43W
Looking East
06 April, 2011




Murray 943-34-12
SW ¼ NW ¼ SEC. 34, T9N, R43W
Looking North
06 April, 2011

PHOTOS BY GREAT PLAINS SURVEYING, INC.



Murray 943-34-12
SW ¼ NW ¼ SEC. 34, T9N, R43W
Looking West
06 April, 2011



Murray 943-34-12
SW ¼ NW ¼ SEC. 34, T9N, R43W
Looking South
06 April, 2011