

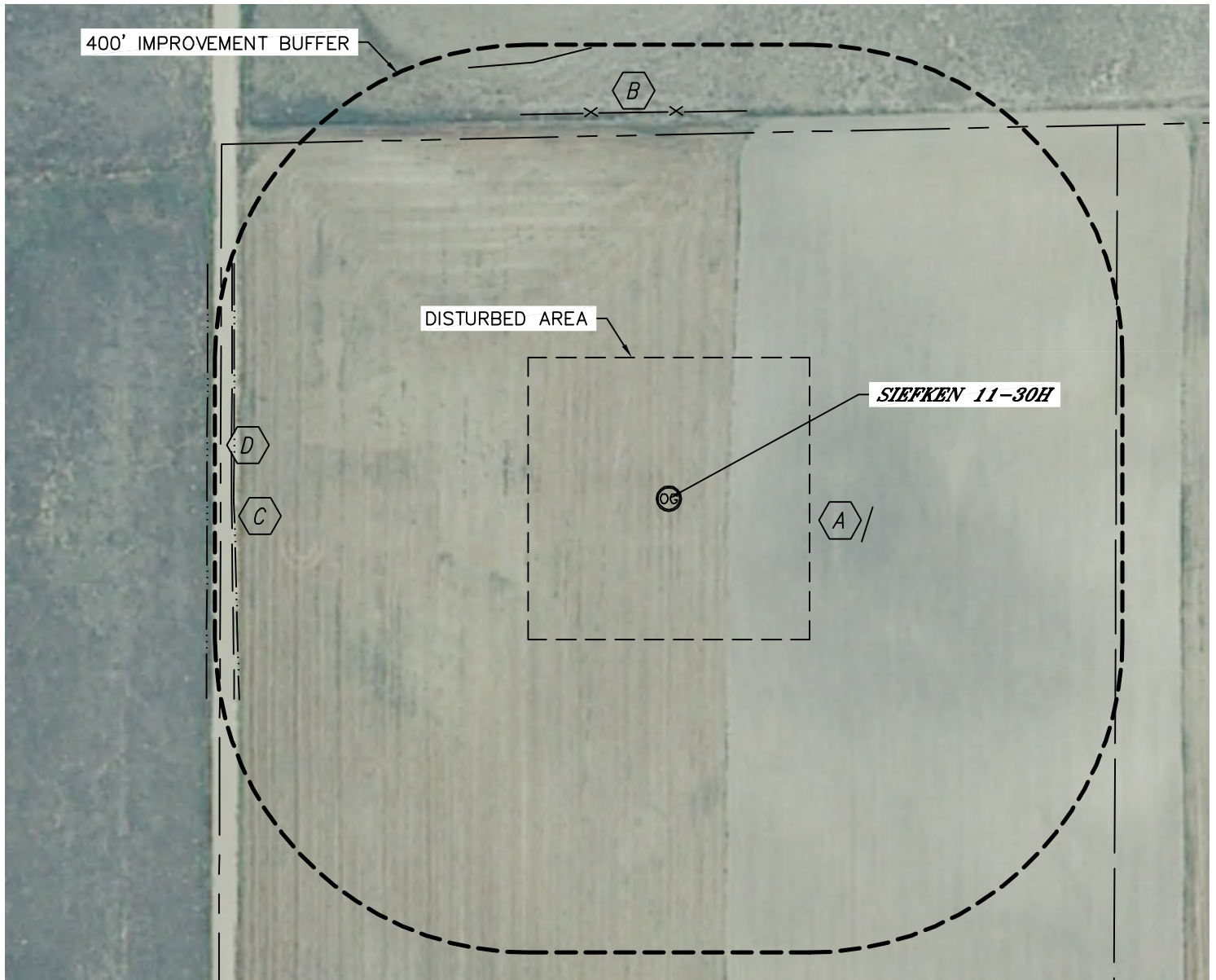


Lat40°, Inc. 1635 Foxtrail Drive, Suite 325 Loveland, CO 80538





LOCATION DRAWING

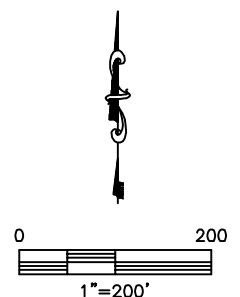
SIEFKEN 11-30H

SECTION: 30
TOWNSHIP: 7N
RANGE: 61W



IMPROVEMENTS:

-  WET AREA 253' SE, 584' NW
-  FENCE 494' NORTH
-  BARROW DITCH 556' & 590' WEST
-  COUNTY ROAD 85 559' WEST



NEAREST: BUILDING 4875' SE, PUBLIC ROAD 559' WEST (CR 85),
ABOVE GROUND UTILITY 4440' NE, RAILROAD 5280'+, PROPERTY LINE 465' NORTH