Company	Petroleum Development Corporation	Test Type	Initial Production
Well	Fisher #2	Formation	Niobrara
Field	Wildcat	County	Weld
State	Colorado	Date	12-Jan-2011
Ticket No.	0000	Test Interval	0000

PSI

Log Under 1000# Pressure

Log Under 1000# Pressure

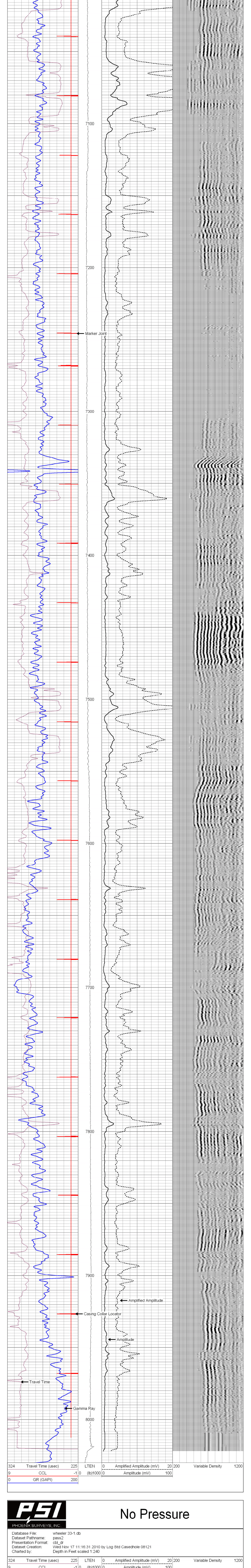

324	Travel Time (usec)	225	LTEN	0	Amplified Amplitude (mV)	20	200	Variable Density	1200
9	CCL	-1	0 (lb)1000	0	Amplitude (mV)	100			
0	GR (GAPI)	200							

PSI PHOENIX SURVEYS, INC.

No Pressure

Database File: wheeler 33-1.db
Dataset Pathname: pass2
Presentation Format: cbl_dr
Dataset Creation: Wed Nov 17 11:16:31 2010 by Log Std Casedhole 08121
Charted by: Depth in Feet scaled 1:240

324	Travel Time (usec)	225	LTEN	0	Amplified Amplitude (mV)	20	200	Variable Density	1200
9	CCL	-1	0 (lb)1000	0	Amplitude (mV)	100			
0	GR (GAPI)	200							

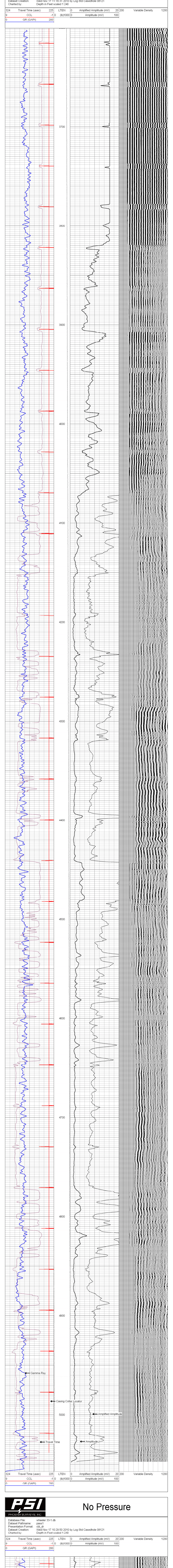

324	Travel Time (usec)	225	LTEN	0	Amplified Amplitude (mV)	20	200	Variable Density	1200
9	CCL	-1	0 (lb)1000	0	Amplitude (mV)	100			
0	GR (GAPI)	200							

PSI PHOENIX SURVEYS, INC.

No Pressure

Database File: wheeler 33-1.db
Dataset Pathname: pass1
Presentation Format: cbl_dr
Dataset Creation: Wed Nov 17 10:29:50 2010 by Log Std Casedhole 08121
Charted by: Depth in Feet scaled 1:240

324	Travel Time (usec)	225	LTEN	0	Amplified Amplitude (mV)	20	200	Variable Density	1200
9	CCL	-1	0 (lb)1000	0	Amplitude (mV)	100			
0	GR (GAPI)	200							

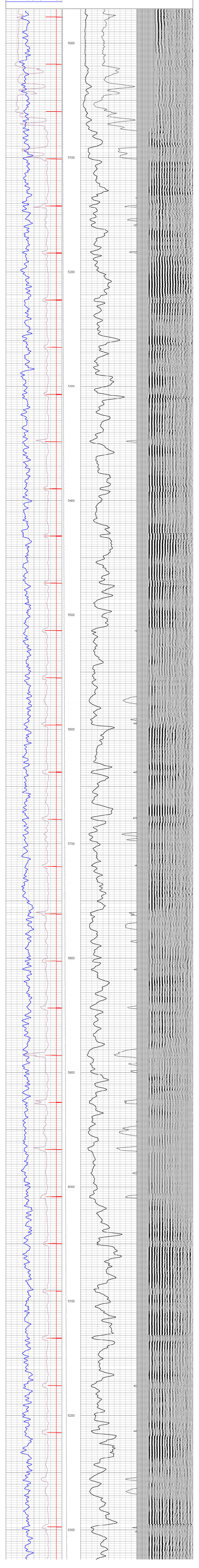

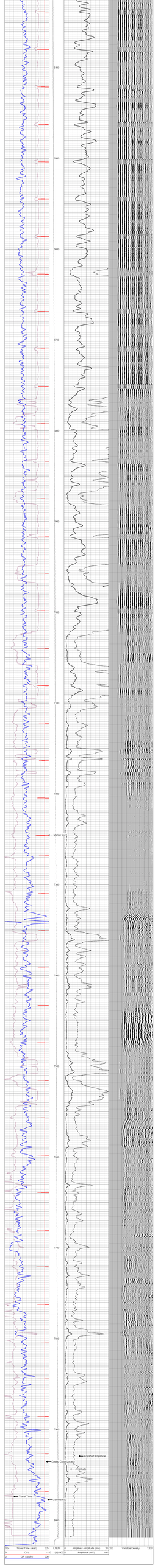
6400
6500
6600
6700
6800
6900
7000
7100
7200
7300
7400
7500
7600
7700
7800
7900
8000
Marker Joint
Amplified Amplitude
Casing Collar Locator
Amplitude
Travel Time
Gamma Ray
CCL
Travel Time (usec)
225
0
CCL
-10
10
GR (GAPI)
0
200
L7825
0
Amplified Amplitude (mv)
-20
20
Amplitude (mv)
(8)/1000:0
Amplitude (mv)
100
Variable Density
7,200