

ACCUTEST®
Laboratories

formerly Evergreen Analytical, Inc.

Report page total including this page:

Doc #1629270

027

August 26, 2009

Bob Chesson
Colorado Oil & Gas Conservation Comm.
1120 Lincoln St #801
Denver, CO 80203

Lab Work Order: 09-6049
Client Project ID:

Dear Bob Chesson:

Enclosed are the analytical results for the samples shown in the Laboratory Work Order Summary.

THE INVOICE WILL BE MAILED FROM OUR NEW JERSEY OFFICE UNDER SEPARATE COVER.

The enclosed data for testing performed at Accutest Laboratory (formerly Evergreen Analytical) have been reviewed for quality assurance. A case narrative is included to describe any anomalies associated with the samples or data.

Accutest will dispose of all samples 44 days from the sample receipt date. If you want samples returned, please advise us by mail or fax as soon as possible.

A copy of this project report and supporting data will be retained for a period of five years unless we are otherwise advised by you. A document retrieval charge will apply.

Thank you for using the services of Accutest Laboratories. If you have any questions concerning the analytical data, please contact me. Please direct other questions to Client Services.

Sincerely,

Joseph J Egry IV/ Tiffany Pham
Quality Assurance

WORK ORDER Summary**Evergreen Analytical, Inc.****09-6049****Rpt To:** Bob Chesson**Email To:** Robert.Chesson@state.co.usColorado Oil & Gas Conservation
Comm.

8/13/2009 8:16:19 AM

1120 Lincoln St #801

Client Project ID:

Denver, CO 80203

QC Level: LEVEL I+

(303) 894-2100

Comments: EDD COGCC format. Purchase Order OE PHA 10000000009.

Sample ID	Client Sample ID	Matrix	Collection Date	Date Received	Test Code	Test Name	Hold	MS	Date Due	Hold Time
09-6049-01A	Anderson	Drinking Water	8/11/09 1245	8/11/09	8021_W *	8021: BTEX	<input type="checkbox"/>	<input type="checkbox"/>	8/25/09	8/25/09
09-6049-01B	Anderson	Drinking Water	8/11/09 1245	8/11/09	200.7_T *	200.7: Total Metals	<input type="checkbox"/>	<input type="checkbox"/>	8/25/09	2/07/10
09-6049-01C	Anderson	Drinking Water	8/11/09 1245	8/11/09	200.7_D *	200.7: Dissolved Metals	<input type="checkbox"/>	<input type="checkbox"/>	8/25/09	2/07/10
09-6049-01D	Anderson	Drinking Water	8/11/09 1245	8/11/09	ANIONS_W *	300.0: DW Anions by IC	<input type="checkbox"/>	<input type="checkbox"/>	8/25/09	8/13/09
09-6049-01E	Anderson	Drinking Water	8/11/09 1245	8/11/09	MEEP_W *	RSK175M: Methane	<input type="checkbox"/>	<input type="checkbox"/>	8/25/09	8/25/09
09-6049-01F	Anderson	Drinking Water	8/11/09 1245	8/11/09	PH_DW	E150.1 pH	<input type="checkbox"/>	<input type="checkbox"/>	8/25/09	8/12/09
09-6049-01F	Anderson	Drinking Water	8/11/09 1245	8/11/09	TDS_W	Total Dissolved Solids (TDS)	<input type="checkbox"/>	<input type="checkbox"/>	8/25/09	8/18/09
09-6049-01G	Anderson	Drinking Water	8/11/09 1245	8/11/09	COND_W	Specific Conductance @ 25°C	<input type="checkbox"/>	<input type="checkbox"/>	8/25/09	9/08/09
09-6049-01H	Anderson	Drinking Water	8/11/09 1245	8/11/09	CARB/BICARB_W	Carbonate and Bicarbonate	<input type="checkbox"/>	<input type="checkbox"/>	8/25/09	8/25/09
09-6049-01I	Anderson	Drinking Water	8/11/09 1245	8/11/09	F_W	Fluoride	<input type="checkbox"/>	<input type="checkbox"/>	8/25/09	9/08/09

CLIENT INFORMATION

Mail **Original** Report to: John Axelsson

Attn COGCC

Address 1120 Lincoln Street, ste 801

City Denver

Tel # _____ Fax # _____

E-mail John.Axelsson@state.co info@evergreenanalytical.com

4036 Youngfield St.
Wheat Ridge, Colorado 80033
(303) 425-6021

FAX (303) 425-6854

(877) 737-4521

info@evergreenanalytical.com

Report Results by: _____ (Date)*

Standard 2 working weeks ☐

UST Analyses per Fee Schedule ☐

* Rush: ☐ less than 24 hrs, 150% ☐ 1 - 2 work days, 100%
☐ 3 - 5 work days, 50% ☐ 6 - 9 work days, 25%

***Subject to surcharge & exceptions noted in fee schedule.**

REPORT ALSO BY ☐ FAX ☐ PDF ☐ EDD

REPORT CHROMATOGRAMS ☐ NO

Mail Invoice to: John Axelsson

Attn

Address

City _____ State _____ Zip _____

Tel # _____ Fax # _____

Project ID#

P.O. _____ Quote _____

Sampler Chris Roy (Terrace)

NOTE: Identify Known Hazards Below

SAMPLE

DATE _____

IDENTIFICATION

SAMPLED TIME

CONFIRMATION OF SAMPLE RECEIPT REQUIRED? ☐ YES

[illegible]

Instructions: Metals = Ca, Fe, Mg, Mn, K, Na, Se

**** Important Note:** See reverse side for Terms and Conditions.

Anions: Bromide, Chloride, Nitrate, Nitrite, O-Phosphate, Sulfate (Circle)

Relinquished by: (Signature)

Date/Time

Received by: (Signature)



Date/Time

Relinquished by: (Signature)

Date/Time	Location	Activity	Remarks
10/10/2023 10:00	Room 101	Meeting with Mr. Smith	Discussed project progress
10/10/2023 14:30	Field Site	Site inspection	Found minor issues
10/10/2023 16:00	Office	Report writing	Completed initial draft
10/11/2023 09:00	Room 101	Meeting with Mr. Jones	Reviewed report draft
10/11/2023 11:30	Field Site	Equipment calibration	Calibrated all sensors
10/11/2023 13:00	Office	Data analysis	Started processing data
10/11/2023 15:30	Room 101	Meeting with Mr. Brown	Discussed next steps
10/11/2023 17:00	Field Site	Final data collection	Completed data collection
10/12/2023 08:00	Office	Report finalization	Completed final report
10/12/2023 10:00	Room 101	Meeting with Mr. Green	Presented final report
10/12/2023 12:00	Field Site	Equipment storage	Stored equipment safely
10/12/2023 14:00	Office	Project closure	Completed project closure
10/12/2023 16:00	Room 101	Meeting with Mr. White	Discussed future work
10/12/2023 18:00	Field Site	Site cleanup	Cleaned up site area
10/12/2023 20:00	Office	Report archiving	Archived project reports

Received by: (Signature)

Date/Time

Relinquished by: (Signature) 	Date/Time 8-11-09/3:45p	Received by: (Signature)	Date/Time	Relinquished by: (Signature)	Date/Time	Received by: (Signature) 	Date/Time 8/11/9 3:47p
---	----------------------------	--------------------------	-----------	------------------------------	-----------	---	------------------------------

Evergreen Analytical, Inc.

Date: 26-Aug-09

Lab Order: 09-6049

Client Project ID

CASE NARRATIVE

SAMPLE RECEIVING

Sample(s) were hand delivered to the laboratory by the client.

Custody seals were not present.

The temperature of the sample(s) upon arrival was 4.1°C.

Sample(s) were received in good condition, in the proper container, and within holding times.

Sample(s) were preserved properly.

VOC sample(s) were marked as preserved on the bottle labels.

VOC sample(s) were received with no headspace present. NJO

QUALITY ASSURANCE (QA)

Analyses performed on samples in this work order by EAL meet the requirements of the EAL Quality Assurance Program unless otherwise explained. Analyses of drinking water samples meet the requirements of the EPA Manual for the Certification of Laboratories Analyzing Drinking Water, unless otherwise explained. JE

CLIENT SERVICES

There are no anomalies to report. PM

The MtBE was removed at the request of the client. AE 8/12/09

GENERAL CHEMISTRY

Method 300.0: Sample Anderson (09-6049-01) has a high conductivity level and a high Chloride level, which required dilution of the sample to avoid saturating the detector and to separate the Nitrite-N peak from the Chloride peak. This raised the reporting limits for Nitrate-N, Sulfate, Nitrite-N and Nitrite+Nitrate-N. There are no other anomalies to report. JML/MM/JE

METALS ANALYSIS

Method E200.7: Matrix spike and matrix spike duplicate (MS/MSD, on another clients sample) recoveries for Sodium are outside the QC limits due to the high concentration of Sodium in the sample versus the low concentration of the spike. The laboratory control spike (LCS) recovery of Sodium is within QC limits, proving the analysis is in control. The dissolved Potassium and Sodium results were slightly higher than the total Potassium and Sodium result. This is within sample reproducibility limits and the dissolved result is essentially the same as the total result. There are no other anomalies to report. MB/JE

Evergreen Analytical, Inc.

Date: 26-Aug-09

Lab Order: 09-6049

Client Project ID

CASE NARRATIVE

GAS CHROMATOGRAPHY

Method RSK175: There are no anomalies to report. AS/JM

Method 8021_W: There are no anomalies to report. JCC

Evergreen Analytical, Inc.
 4036 Youngfield Street, Wheat Ridge, Colorado 80033-3862
 (303) 425-6021

Client Sample ID: Anderson
 Client Project ID:
 Date Collected: 8/11/2009
 Date Received: 8/11/2009

Lab Work Order: 09-6049
 Lab Sample ID: 09-6049-01A
 Sample Matrix: Drinking Water

AROMATIC VOLATILE ORGANICS

Method: SW8021B

Prep Method: SW5030B

Date Prepared: 8/13/2009

Lab File ID: I\DATA\081309


Dilution Factor: 1

Date Analyzed: 8/13/2009

Method Blank: MB2081309-2

Analytes	CAS Number	Result	LQL	Units
Benzene	71-43-2	U	1.0	µg/L
Toluene	108-88-3	12	2.0	µg/L
Ethylbenzene	100-41-4	U	2.0	µg/L
m,p-Xylene	1330-20-7	U	2.0	µg/L
o-Xylene	95-47-6	U	2.0	µg/L
Surr: 1,2,4-Trichlorobenzene (S)	120-82-1	98	QC Limits: 60-140	%REC


 Analyst


 Approved

Notes: Total Xylenes consist of three isomers, two of which co-elute. The Xylene RL is for a single peak. Confirmation analysis was not performed.

Qualifiers: B - Analyte detected in the associated Method Blank, value not subtracted from result
 E - Extrapolated value. Value exceeds calibration range
 H - Sample analysis exceeded analytical holding time
 J - Indicates an estimated value when the compound is detected, but is below the LQL
 S - Spike Recovery outside accepted limits
 U - Compound analyzed for but not detected
 X - See case narrative
 * - Value exceeded the Maximum Contamination Level (MCL), TCLP limit, or if compound is undetected, LQL exceeds MCL.

Definitions: LQL - Lower Quantitation Limit
 Surr - Surrogate

Print Date: 8/14/2009

Signal #1 : E:\HPCHEM\1\DATA\081309\TA1601.D\FID1A.CH Vial: 24
Signal #2 : E:\HPCHEM\1\DATA\081309\TA1601.D\FID2B.CH
Acq On : 13 Aug 2009 11:42 pm Operator: JENNC1
Sample : 09-6049-01A Inst : TVHBTEX2
Misc : ,SAMP,8021_W,TVH_W,1,|GC,GTA81,,,,,1 Multiplr: 1.00
IntFile Signal #1: TVH1.E IntFile Signal #2: FB2.E
Quant Time: Aug 14 9:27 2009 Quant Results File: TW20727.RES

Quant Method : C:\MSDCHEM\1\METHODS\TW20727.M (Chemstation Integrator)
Title : 8015B/8021B TVH/BTEX
Last Update : Tue Jul 28 11:43:18 2009
Response via : Multiple Level Calibration
DataAcq Meth : TVB2.M

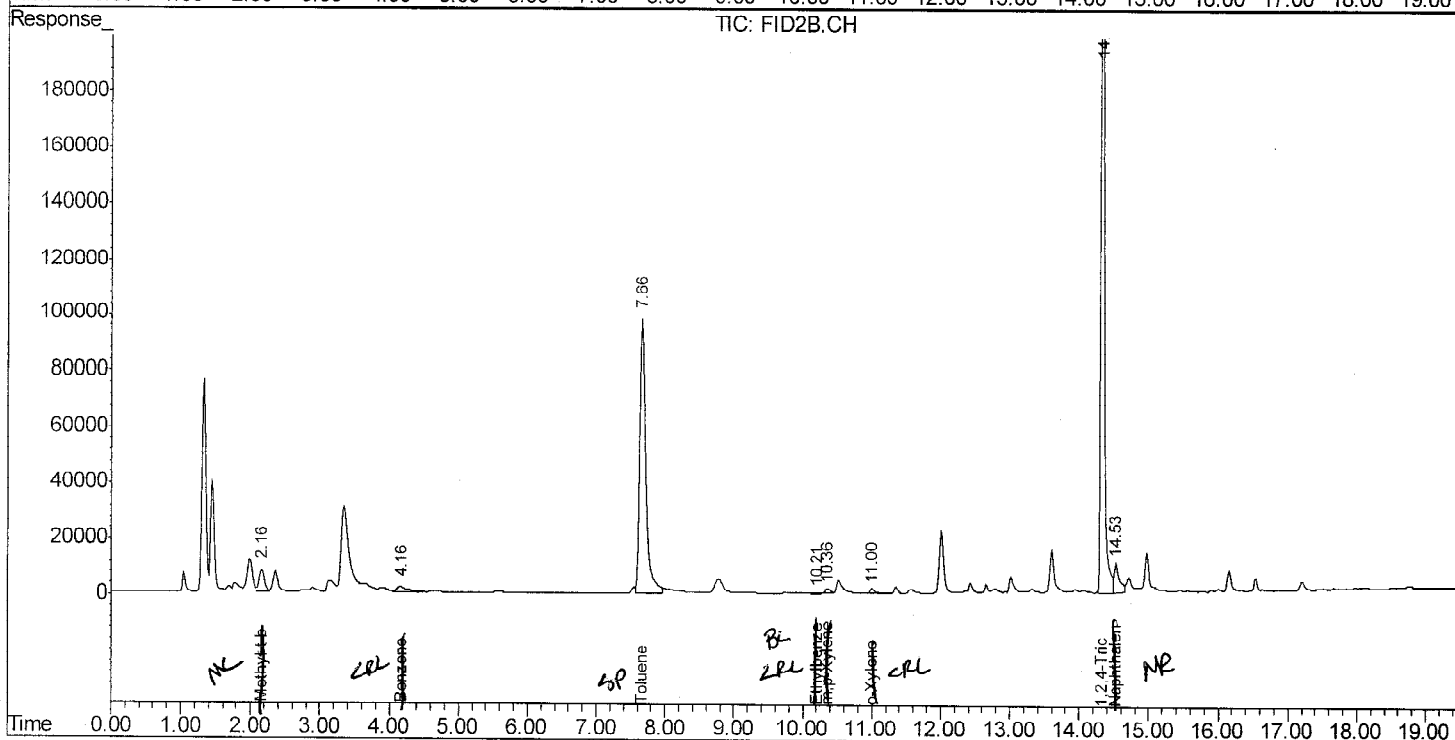
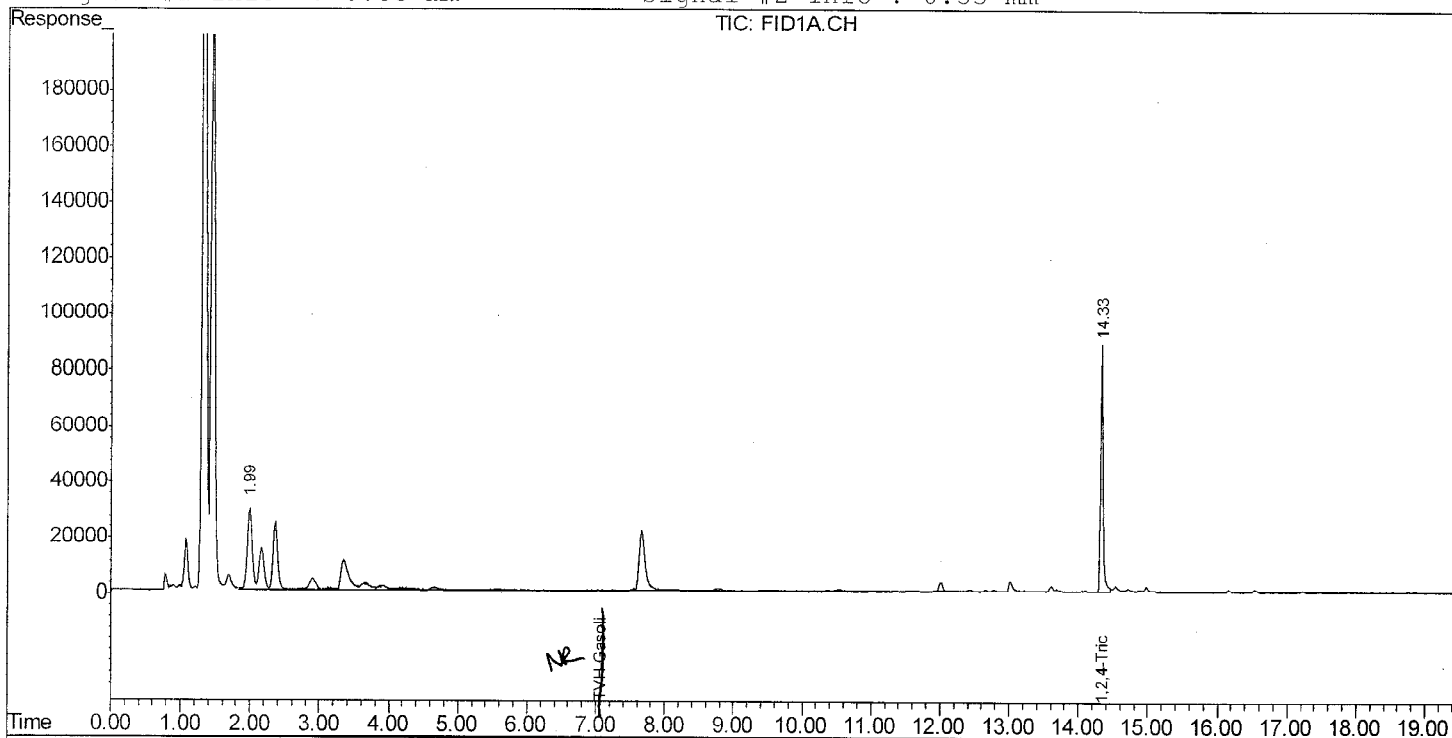
Volume Inj. :

Signal #1 Phase : DB-624

Signal #2 Phase: DB-624

Signal #1 Info : 0.53 mm

Signal #2 Info : 0.53 mm



Evergreen Analytical, Inc.
 4036 Youngfield Street, Wheat Ridge, Colorado 80033-3862
 (303) 425-6021

Client Sample ID: Anderson
 Client Project ID:
 Date Collected: 8/11/09
 Date Received: 8/11/09

Lab Work Order: 09-6049
 Lab Sample ID: 09-6049-01
 Sample Matrix: Drinking Water

DISSOLVED METALS

Method: E200.7, Rev. 4.4

Prep Method: E200.7/SW3010A

Date Prepared: 8/13/09
 Date Analyzed: 8/19/09

Lab File ID: 081709PM
 Method Blank: MB-20322

Dilution Factor: 1
 Lab Fraction ID: 09-6049-01C

Analytes	CAS Number	Result	LQL	Units
Calcium	7440-70-2	4.05	0.387	mg/L
Iron	7439-89-6	U	0.0700	mg/L
Magnesium	7439-95-4	1.03	0.150	mg/L
Manganese	7439-96-5	0.00923	0.00500	mg/L
Potassium	7440-09-7	3.10	0.340	mg/L
Selenium	7782-49-2	U	0.100	mg/L

Date Prepared: 8/13/09
 Date Analyzed: 8/19/09

Lab File ID: 081909AM
 Method Blank: MB-20322

Dilution Factor: 1
 Lab Fraction ID: 09-6049-01C

Analytes	CAS Number	Result	LQL	Units
Sodium	7440-23-5	417	0.400	mg/L

TOTAL METALS

Method: E200.7, Rev. 4.4

Prep Method: E200.7, Rev. 4.4


Date Prepared: 8/17/09
 Date Analyzed: 8/19/09

Lab File ID: 081909AM
 Method Blank: MB-20361

Dilution Factor: 1
 Lab Fraction ID: 09-6049-01B

Analytes	CAS Number	Result	LQL	Units
Calcium	7440-70-2	4.88	0.387	mg/L
Iron	7439-89-6	2.57	0.0700	mg/L
Manganese	7439-96-5	0.0308	0.00500	mg/L
Potassium	7440-09-7	2.91	0.340	mg/L
Selenium	7782-49-2	U	0.100	mg/L
Sodium	7440-23-5	393	0.400	mg/L


 Analyst


 Approved

Qualifiers: B - Analyte detected in the associated Method Blank, value not subtracted from result
 E - Extrapolated value. Value exceeds calibration range
 H - Sample analysis exceeded analytical holding time
 J - Indicates an estimated value when the compound is detected, but is below the LQL
 S - Spike Recovery outside accepted limits
 U - Compound analyzed for but not detected
 X - See case narrative
 * - Value exceeded the Maximum Contamination Level (MCL), TCLP limit, or if compound is undetected, LQL exceeds MCL.

Definitions: NA - Not Applicable
 LQL - Lower Quantitation Limit
 Surr - Surrogate

Print Date: 8/25/2009

0000

Evergreen Analytical, Inc.
4036 Youngfield Street, Wheat Ridge, Colorado 80033-3862
(303) 425-6021

Client Sample ID: Anderson
Client Project ID:
Date Collected: 8/11/09
Date Received: 8/11/09

Lab Work Order: 09-6049
Lab Sample ID: 09-6049-01
Sample Matrix: Drinking Water

TOTAL METALS

Method: E200.7, Rev. 4.4


Prep Method: E200.7, Rev. 4.4

Date Prepared: 8/17/09
Date Analyzed: 8/22/09

Lab File ID: 082209PM
Method Blank: MB-20361

Dilution Factor: 1
Lab Fraction ID: 09-6049-01B

Analytes	CAS Number	Result	LQL	Units
Magnesium	7439-95-4	1.25	0.150	mg/L



Analyst



Approved

Qualifiers: B - Analyte detected in the associated Method Blank, value not subtracted from result
E - Extrapolated value. Value exceeds calibration range
H - Sample analysis exceeded analytical holding time
J - Indicates an estimated value when the compound is detected, but is below the LQL
S - Spike Recovery outside accepted limits
U - Compound analyzed for but not detected
X - See case narrative
* - Value exceeded the Maximum Contamination Level (MCL), TCLP limit, or if compound is undetected, LQL exceeds MCL.

Definitions: NA - Not Applicable
LQL - Lower Quantitation Limit
Surr - Surrogate

Print Date: 8/25/2009

009

Evergreen Analytical, Inc.
4036 Youngfield Street, Wheat Ridge, Colorado 80033-3862
(303) 425-6021

Client Sample ID: Anderson
Client Project ID:
Date Collected: 8/11/09 1245
Date Received: 8/11/09

Lab Work Order 09-6049
Lab Sample ID: 09-6049-01
Sample Matrix: Drinking Water

ANIONS BY IC

Method: E300.0

Prep Method:

Date Prepared: 8/12/09
Date Analyzed: 8/12/09 1135

Method Blank: MB 08/12/09

Dilution Factor: 2
Lab Fraction ID: 09-6049-01D

Analytes	CAS Number	Result	LQL	Units
Bromide	7647-15-6	2.4	0.10	mg/L
Nitrate-N		U	0.020	mg/L
Sulfate	7778-80-2	U	1.0	mg/L

Date Prepared: 8/12/09
Date Analyzed: 8/12/09 1226

Method Blank: MB 08/12/09

Dilution Factor: 10
Lab Fraction ID: 09-6049-01D

Analytes	CAS Number	Result	LQL	Units
Chloride	7647-14-5	256	5.0	mg/L
Nitrite-N		U	0.040	mg/L
Nitrite+Nitrate-N		U	0.10	mg/L


Analyst


Approved

Qualifiers: B - Analyte detected in the associated Method Blank, value not subtracted from result
E - Extrapolated value. Value exceeds calibration range
H - Sample analysis exceeded analytical holding time
J - Indicates an estimated value when the compound is detected, but is below the LQL
S - Spike Recovery outside accepted limits
U - Compound analyzed for but not detected
X - See case narrative
* - Value exceeded the Maximum Contamination Level (MCL), TCLP limit, or if compound is undetected, LQL exceeds MCL.

Definitions: NA - Not Applicable
LQL - Lower Quantitation Limit
Surr - Surrogate

Print Date: 8/13/09

Evergreen Analytical, Inc.
4036 Youngfield Street, Wheat Ridge, Colorado 80033-3862
(303) 425-6021

Client Project ID


Lab Order: 09-6049

Units: mg/L

RSKSOP-175M Headspace**Methane****Method: RSKSOP175M****Prep Method: RSKSOP175M**

Lab ID	Client ID	Matrix	Date Received	Collection Date	Date Prepared	Date Analyzed	Results	LQL	DF
09-6049-01E	Anderson	Drinking Water	8/11/09	8/11/09	8/12/09	8/12/09	17	0.040	50

Comments:

Analyst

Approved

Qualifiers: J - Indicates an estimated value when the compound is detected, but is below the LQL
H - Sample analysis exceeded analytical holding time
U - Compound analyzed for but not detected
X - See case narrative
*- Value exceeds Maximum Contamination Level(MCL), TCLP limit, or if compound is undetected, LQL exceeds MCL.

Definitions: DF - Dilution Factor
LQL - Lower Quantitation Limit

Print Date: 08/12/09

Evergreen Analytical, Inc.

4036 Youngfield Street, Wheat Ridge, Colorado 80033-3862
(303) 425-6021

Client Sample ID: Anderson
Client Project ID:
Date Collected: 8/11/09 1245
Date Received: 8/11/09

Lab Work Order 09-6049
Lab Sample ID: 09-6049-01
Sample Matrix: Drinking Water

CARBONATE AND BICARBONATE

Method: SM2320 B

Prep Method:

Date Prepared: 8/19/09
Date Analyzed: 8/19/09

Lab File ID: 139
Method Blank: MBLK 8/19/09

Dilution Factor: 1
Lab Fraction ID: 09-6049-01H

Analytes	CAS Number	Result	LQL	Units
Bicarbonate		105	5.0	mg/L
Carbonate		28.3	5.0	mg/L

SPECIFIC CONDUCTANCE @ 25°C

Method: SM2510 B

Prep Method:

Date Prepared: 8/14/09
Date Analyzed: 8/14/09

Lab File ID: 2

Dilution Factor: 1
Lab Fraction ID: 09-6049-01G

Analytes	CAS Number	Result	LQL	Units
Specific Conductance		1640	1.00	µmhos/cm

FLUORIDE

Method: SM 4500-F C

Prep Method:

Date Prepared: 8/13/09
Date Analyzed: 8/13/09

Lab File ID: 25
Method Blank: MBLK 08/13/09

Dilution Factor: 1
Lab Fraction ID: 09-6049-01I

Analytes	CAS Number	Result	LQL	Units
Fluoride	16984-48-8	2.8	0.20	mg/L

E150.1 PH

Method: E150.1

Prep Method:

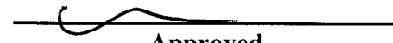
Date Prepared: 8/12/09
Date Analyzed: 8/12/09 0835

Dilution Factor: 1
Lab Fraction ID: 09-6049-01F

Analytes	CAS Number	Result	LQL	Units
pH		9.00	1.00	pH Units



Analyst



Approved

Qualifiers: B - Analyte detected in the associated Method Blank, value not subtracted from result
E - Extrapolated value. Value exceeds calibration range
II - Sample analysis exceeded analytical holding time
J - Indicates an estimated value when the compound is detected, but is below the LQL
S - Spike Recovery outside accepted limits
U - Compound analyzed for but not detected
X - See case narrative
* - Value exceeded the Maximum Contamination Level (MCL), TCLP limit, or if compound is undetected, LQL exceeds MCL.

Definitions: NA - Not Applicable
LQL - Lower Quantitation Limit
Surr - Surrogate

Print Date: 8/19/2009

Evergreen Analytical, Inc.
4036 Youngfield Street, Wheat Ridge, Colorado 80033-3862
(303) 425-6021

012

Client Sample ID: Anderson
Client Project ID:
Date Collected: 8/11/09 1245
Date Received: 8/11/09

Lab Work Order 09-6049
Lab Sample ID: 09-6049-01
Sample Matrix: Drinking Water

TOTAL DISSOLVED SOLIDS (TDS)

Method: SM 2540C

Prep Method:

Date Prepared: 8/13/09

Lab File ID: 9

Dilution Factor: 1

Date Analyzed: 8/13/09


Method Blank: MBLK 081309

Lab Fraction ID: 09-6049-01F

Analytes	CAS Number	Result	LQL	Units
Total Dissolved Solids		1050	10.0	mg/L



Analyst



Approved

Qualifiers: B - Analyte detected in the associated Method Blank, value not subtracted from result
E - Extrapolated value. Value exceeds calibration range
H - Sample analysis exceeded analytical holding time
J - Indicates an estimated value when the compound is detected, but is below the LQL
S - Spike Recovery outside accepted limits
U - Compound analyzed for but not detected
X - See case narrative
* - Value exceeded the Maximum Contamination Level (MCL), TCLP limit, or if compound is undetected, LQL exceeds MCL.

Definitions: NA - Not Applicable
LQL - Lower Quantitation Limit
Surr - Surrogate

Print Date: 8/19/2009

QUALITY ASSURANCE REPORTS

METHOD BLANKS (MB)

LABORATORY CONTROL SPIKES (LCS)

MATRIX SPIKES (MS/MSD)*

DUPLICATES (DUP)*

- **For Metals or Wet Chemistry analyses: only included if requested.**

Evergreen Analytical, Inc.

Date: 14-Aug-09

Work Order: 09-6049

Client Project ID:

ANALYTICAL QC SUMMARY REPORT

TestCode: 8021_W

Sample ID: MB2081309-2	SampType: MBLK	TestCode: 8021_W	Run ID: TVHBTEX2_090813A	Prep Date: 8/13/2009	Units: µg/L						
	Batch ID: R49248-2	TestNo: SW8021B	FileID: 1\DATA\081309	Analysis Date: 8/13/2009	SeqNo: 891824						
Analyte	Result	LQL	SPK value	SPK Ref Val	%REC	LowLimit	HighLimit	RPD Ref Val	%RPD	RPDLimit	Qual
Benzene	U	1.0									
Toluene	U	2.0									
Ethylbenzene	U	2.0									
m,p-Xylene	U	2.0									
o-Xylene	U	2.0									
Surr: 1,2,4-Trichlorobenzene (S)	91.15	0	100	0	91.1	60	140	0	0		

Sample ID: MEB081209	SampType: MBLK	TestCode: 8021_W	Run ID: TVHBTEX2_090813A	Prep Date: 8/12/2009	Units: µg/L						
	Batch ID: R49248-2	TestNo: SW8021B	FileID: 1\DATA\081309	Analysis Date: 8/14/2009	SeqNo: 891830						
Analyte	Result	LQL	SPK value	SPK Ref Val	%REC	LowLimit	HighLimit	RPD Ref Val	%RPD	RPDLimit	Qual
Benzene	U	100									
Toluene	U	200									
Ethylbenzene	U	200									
m,p-Xylene	U	200									
o-Xylene	U	200									
Surr: 1,2,4-Trichlorobenzene (S)	9881	0	10000	0	98.8	60	140	0	0		

Sample ID: LCS2081309-2	SampType: LCS	TestCode: 8021_W	Run ID: TVHBTEX2_090813A	Prep Date: 8/13/2009	Units: µg/L						
	Batch ID: R49248-2	TestNo: SW8021B	FileID: 1\DATA\081309	Analysis Date: 8/13/2009	SeqNo: 891825						
Analyte	Result	LQL	SPK value	SPK Ref Val	%REC	LowLimit	HighLimit	RPD Ref Val	%RPD	RPDLimit	Qual
Benzene	28.25	1.0	27.2	0	104	70	130	0	0		
Toluene	193.2	2.0	211.6	0	91.3	70	130	0	0		
Ethylbenzene	45.08	2.0	57.2	0	78.8	70	130	0	0		
m,p-Xylene	145.7	2.0	166	0	87.8	70	130	0	0		
o-Xylene	65.43	2.0	80	0	81.8	70	130	0	0		
Surr: 1,2,4-Trichlorobenzene (S)	110.8	0	100	0	111	60	140	0	0		

Qualifiers: U - Not detected at or above the Reporting Limit
 J - Analyte detected below quantitation limits
 S - Spike Recovery outside acceptance limits
 E - Extrapolated value, value exceeds calibration range.

R - RPD outside acceptance limits
 B - Analyte detected in the associated Method Blank
 H - Prep or analytical holding time exceeded
 X - See case narrative

Work Order: 09-6049

Client Project ID:

ANALYTICAL QC SUMMARY REPORT

TestCode: 8021_W

Sample ID: 09-6070-01AMS		SampType: MS		TestCode: 8021_W		Run ID: TVHBTEX2_090813A		Prep Date: 8/13/2009		Units: µg/L	
Batch ID: R49248-2		TestNo: SW8021B		FileID: 1\DATA\081309		Analysis Date: 8/13/2009		SeqNo: 891827			
Analyte	Result	LQL	SPK value	SPK Ref Val	%REC	LowLimit	HighLimit	RPD Ref Val	%RPD	RPDLimit	Qual
Benzene	30.72	1.0	27.2	2.82	103	70	130	0	0		
Toluene	193.1	2.0	211.6	0	91.2	70	130	0	0		
Ethylbenzene	45.86	2.0	57.2	0	80.2	62	130	0	0		
m,p-Xylene	152.7	2.0	166	7.752	87.3	70	134	0	0		
o-Xylene	65.94	2.0	80	0	82.4	63	130	0	0		
Surr: 1,2,4-Trichlorobenzene (S)	112.7	0	100	0	113	60	140	0	0		

Sample ID: 09-6070-01AMSD		SampType: MSD		TestCode: 8021_W		Run ID: TVHBTEX2_090813A		Prep Date: 8/13/2009		Units: µg/L	
Batch ID: R49248-2		TestNo: SW8021B		FileID: 1\DATA\081309		Analysis Date: 8/13/2009		SeqNo: 891828			
Analyte	Result	LQL	SPK value	SPK Ref Val	%REC	LowLimit	HighLimit	RPD Ref Val	%RPD	RPDLimit	Qual
Benzene	31.12	1.0	27.2	2.82	104	70	130	30.72	1.31	30	
Toluene	195.9	2.0	211.6	0	92.6	70	130	193.1	1.45	30	
Ethylbenzene	46.5	2.0	57.2	0	81.3	62	130	45.86	1.38	30	
m,p-Xylene	154.8	2.0	166	7.752	88.6	70	134	152.7	1.36	30	
o-Xylene	67.01	2.0	80	0	83.8	63	130	65.94	1.60	30	
Surr: 1,2,4-Trichlorobenzene (S)	111.5	0	100	0	112	60	140	0	0	0	

Qualifiers:

U - Not detected at or above the Reporting Limit
 J - Analyte detected below quantitation limits
 S - Spike Recovery outside acceptance limits
 E - Extrapolated value, value exceeds calibration range.

R - RPD outside acceptance limits
 B - Analyte detected in the associated Method Blank
 H - Prep or analytical holding time exceeded
 X - See case narrative

Work Order: 09-6049

Client Project ID:

ANALYTICAL QC SUMMARY REPORT

BatchID: 20322

Sample ID: MB-20322	SampType: MBLK	TestCode: 200.7_D	Run ID: ICP-OPTIMA 5300 DV_090818A	Prep Date: 8/13/2009	Units: mg/L						
	Batch ID: 20322	TestNo: E200.7, Rev.	FileID: 081709PM	Analysis Date: 8/19/2009	SeqNo: 894703						
Analyte	Result	LQL	SPK value	SPK Ref Val	%REC	LowLimit	HighLimit	RPD Ref Val	%RPD	RPDLimit	Qual

Calcium	U	0.387									
Iron	U	0.0700									
Magnesium	U	0.150									
Manganese	U	0.00500									
Potassium	U	0.340									
Selenium	U	0.100									

Sample ID: MB-20322	SampType: MBLK	TestCode: 200.7_D	Run ID: ICP-OPTIMA 5300 DV_090819A	Prep Date: 8/13/2009	Units: mg/L						
	Batch ID: 20322	TestNo: E200.7, Rev.	FileID: 081909AM	Analysis Date: 8/19/2009	SeqNo: 895233						
Analyte	Result	LQL	SPK value	SPK Ref Val	%REC	LowLimit	HighLimit	RPD Ref Val	%RPD	RPDLimit	Qual
Sodium	U	0.400									

Sodium	U	0.400									
--------	---	-------	--	--	--	--	--	--	--	--	--

Sample ID: LCS-20322	SampType: LCS	TestCode: 200.7_D	Run ID: ICP-OPTIMA 5300 DV_090818A	Prep Date: 8/13/2009	Units: mg/L						
	Batch ID: 20322	TestNo: E200.7, Rev.	FileID: 081709PM	Analysis Date: 8/19/2009	SeqNo: 894704						
Analyte	Result	LQL	SPK value	SPK Ref Val	%REC	LowLimit	HighLimit	RPD Ref Val	%RPD	RPDLimit	Qual

Calcium	10.14	0.387	10	0	101	85	115	0	0		
Iron	5.126	0.0700	5	0	103	85	115	0	0		
Magnesium	10.18	0.150	10	0	102	85	115	0	0		
Manganese	1.929	0.00500	2	0	96.5	85	115	0	0		
Potassium	10.23	0.340	10	0	102	85	115	0	0		
Selenium	2.013	0.100	2	0	101	85	115	0	0		

Sample ID: LCS-20322	SampType: LCS	TestCode: 200.7_D	Run ID: ICP-OPTIMA 5300 DV_090819A	Prep Date: 8/13/2009	Units: mg/L						
	Batch ID: 20322	TestNo: E200.7, Rev.	FileID: 081909AM	Analysis Date: 8/19/2009	SeqNo: 895236						
Analyte	Result	LQL	SPK value	SPK Ref Val	%REC	LowLimit	HighLimit	RPD Ref Val	%RPD	RPDLimit	Qual

Sodium	10.31	0.400	10	0	103	85	115	0	0		
--------	-------	-------	----	---	-----	----	-----	---	---	--	--

Qualifiers:

- U - Not detected at or above the Reporting Limit
- J - Analyte detected below quantitation limits
- S - Spike Recovery outside acceptance limits
- E - Extrapolated value, value exceeds calibration range.

- R - RPD outside acceptance limits
- B - Analyte detected in the associated Method Blank
- H - Prep or analytical holding time exceeded
- X - See case narrative

Work Order: 09-6049

Client Project ID:

ANALYTICAL QC SUMMARY REPORT

BatchID: 20322

Sample ID: 09-6014-01EMS		SampType: MS	TestCode: 200.7_D		Run ID: ICP-OPTIMA 5300 DV_090818A			Prep Date: 8/13/2009		Units: mg/L	
		Batch ID: 20322	TestNo: E200.7, Rev.		FileID: 081709PM			Analysis Date: 8/19/2009		SeqNo: 894706	
Analyte	Result	LQL	SPK value	SPK Ref Val	%REC	LowLimit	HighLimit	RPD Ref Val	%RPD	RPDLimit	Qual
Calcium	19.5	0.430	11.11	9.211	92.6	75	125	0	0		
Iron	5.56	0.0778	5.556	0	100	75	125	0	0		
Magnesium	13.23	0.167	11.11	2.327	98.1	75	125	0	0		
Manganese	2.066	0.00556	2.222	0.02161	92	75	125	0	0		
Potassium	12.96	0.378	11.11	1.914	99.4	75	125	0	0		
Selenium	1.803	0.111	2.222	0	81.1	75	125	0	0		

Sample ID: 09-6014-01EMS		SampType: MS	TestCode: 200.7_D		Run ID: ICP-OPTIMA 5300 DV_090819A			Prep Date: 8/13/2009		Units: mg/L	
		Batch ID: 20322	TestNo: E200.7, Rev.		FileID: 081909AM			Analysis Date: 8/19/2009		SeqNo: 895238	
Analyte	Result	LQL	SPK value	SPK Ref Val	%REC	LowLimit	HighLimit	RPD Ref Val	%RPD	RPDLimit	Qual
Sodium	212.2	0.444	11.11	220.9	-78.2	75	125	0	0		S

Sample ID: 09-6014-01EMSD		SampType: MSD	TestCode: 200.7_D		Run ID: ICP-OPTIMA 5300 DV_090818A			Prep Date: 8/13/2009		Units: mg/L	
		Batch ID: 20322	TestNo: E200.7, Rev.		FileID: 081709PM			Analysis Date: 8/19/2009		SeqNo: 894707	
Analyte	Result	LQL	SPK value	SPK Ref Val	%REC	LowLimit	HighLimit	RPD Ref Val	%RPD	RPDLimit	Qual
Calcium	19.58	0.430	11.11	9.211	93.3	75	125	19.5	0.398	20	
Iron	5.66	0.0778	5.556	0	102	75	125	5.56	1.79	20	
Magnesium	13.42	0.167	11.11	2.327	99.8	75	125	13.23	1.42	20	
Manganese	2.093	0.00556	2.222	0.02161	93.2	75	125	2.066	1.28	20	
Potassium	13.18	0.378	11.11	1.914	101	75	125	12.96	1.71	20	
Selenium	1.833	0.111	2.222	0	82.5	75	125	1.803	1.65	20	

Sample ID: 09-6014-01EMSD		SampType: MSD	TestCode: 200.7_D		Run ID: ICP-OPTIMA 5300 DV_090819A			Prep Date: 8/13/2009		Units: mg/L	
		Batch ID: 20322	TestNo: E200.7, Rev.		FileID: 081909AM			Analysis Date: 8/19/2009		SeqNo: 895239	
Analyte	Result	LQL	SPK value	SPK Ref Val	%REC	LowLimit	HighLimit	RPD Ref Val	%RPD	RPDLimit	Qual
Sodium	209.5	0.444	11.11	220.9	-102	75	125	212.2	1.27	20	S

Qualifiers:

U - Not detected at or above the Reporting Limit
 J - Analyte detected below quantitation limits
 S - Spike Recovery outside acceptance limits
 E - Extrapolated value, value exceeds calibration range.

R - RPD outside acceptance limits
 B - Analyte detected in the associated Method Blank
 H - Prep or analytical holding time exceeded
 X - See case narrative

Work Order: 09-6049

Client Project ID:

ANALYTICAL QC SUMMARY REPORT

BatchID: 20361

Sample ID: MB-20361	SampType: MBLK	TestCode: 200.7_T	Run ID: ICP-OPTIMA 5300 DV_090819A	Prep Date: 8/17/2009	Units: mg/L						
	Batch ID: 20361	TestNo: E200.7, Rev.	FileID: 081909AM	Analysis Date: 8/19/2009	SeqNo: 895408						
Analyte	Result	LQL	SPK value	SPK Ref Val	%REC	LowLimit	HighLimit	RPD Ref Val	%RPD	RPDLimit	Qual

Calcium	U	0.387									
Iron	U	0.0700									
Manganese	U	0.00500									
Potassium	U	0.340									
Selenium	U	0.100									
Sodium	U	0.400									

Sample ID: MB-20361	SampType: MBLK	TestCode: 200.7_T	Run ID: ICP-OPTIMA 5300 DV_090822A	Prep Date: 8/17/2009	Units: mg/L						
	Batch ID: 20361	TestNo: E200.7, Rev.	FileID: 082209PM	Analysis Date: 8/22/2009	SeqNo: 896636						
Analyte	Result	LQL	SPK value	SPK Ref Val	%REC	LowLimit	HighLimit	RPD Ref Val	%RPD	RPDLimit	Qual
Magnesium	U	0.150									

Sample ID: LCS-20361	SampType: LCS	TestCode: 200.7_T	Run ID: ICP-OPTIMA 5300 DV_090819A				Prep Date: 8/17/2009	Units: mg/L			
	Batch ID: 20361	TestNo: E200.7, Rev.	FileID: 081909AM				Analysis Date: 8/19/2009	SeqNo: 895409			
Analyte	Result	LQL	SPK value	SPK Ref Val	%REC	LowLimit	HighLimit	RPD Ref Val	%RPD	RPDLimit	Qual
Calcium	9.765	0.387	10	0	97.6	85	115	0	0		
Iron	4.972	0.0700	5	0	99.4	85	115	0	0		
Manganese	1.83	0.00500	2	0	91.5	85	115	0	0		
Potassium	10.22	0.340	10	0	102	85	115	0	0		
Selenium	2.064	0.100	2	0	103	85	115	0	0		
Sodium	10.33	0.400	10	0.1626	103	85	115	0	0		

Sample ID: LCS-20361	SampType: LCS	TestCode: 200.7_T	Run ID: ICP-OPTIMA 5300 DV_090822A	Prep Date: 8/17/2009	Units: mg/L						
	Batch ID: 20361	TestNo: E200.7, Rev.	FileID: 082209PM	Analysis Date: 8/22/2009	SeqNo: 896637						
Analyte	Result	LQL	SPK value	SPK Ref Val	%REC	LowLimit	HighLimit	RPD Ref Val	%RPD	RPDLimit	Qual
Magnesium	9.256	0.150	10	0.08483	92.6	85	115	0	0		

Qualifiers:

- U - Not detected at or above the Reporting Limit
- J - Analyte detected below quantitation limits
- S - Spike Recovery outside acceptance limits
- E - Extrapolated value, value exceeds calibration range.

- R - RPD outside acceptance limits
- B - Analyte detected in the associated Method Blank
- H - Prep or analytical holding time exceeded
- X - See case narrative

Work Order: 09-6049

Client Project ID:

ANALYTICAL QC SUMMARY REPORT

BatchID: 20361

Sample ID: 09-5868-01EMS		SampType: MS	TestCode: 200.7_T		Run ID: ICP-OPTIMA 5300 DV_090819A		Prep Date: 8/17/2009		Units: mg/L		
		Batch ID: 20361	TestNo: E200.7, Rev.		FileID: 081909AM		Analysis Date: 8/19/2009		SeqNo: 895411		
Analyte	Result	LQL	SPK value	SPK Ref Val	%REC	LowLimit	HighLimit	RPD Ref Val	%RPD	RPDLimit	Qual

Calcium	29.42	0.387	10	20.43	89.8	75	125	0	0		
Iron	5.344	0.0700	5	0	107	75	125	0	0		
Manganese	1.972	0.00500	2	0.0435	96.4	75	125	0	0		
Potassium	12.73	0.340	10	1.846	109	75	125	0	0		
Selenium	2.125	0.100	2	0	106	75	125	0	0		
Sodium	20.13	0.400	10	9.829	103	75	125	0	0		

Sample ID: 09-5868-01EMS		SampType: MS	TestCode: 200.7_T		Run ID: ICP-OPTIMA 5300 DV_090822A		Prep Date: 8/17/2009		Units: mg/L		
		Batch ID: 20361	TestNo: E200.7, Rev.		FileID: 082209PM		Analysis Date: 8/22/2009		SeqNo: 896639		
Analyte	Result	LQL	SPK value	SPK Ref Val	%REC	LowLimit	HighLimit	RPD Ref Val	%RPD	RPDLimit	Qual

Magnesium	13.31	0.150	10	3.863	94.5	75	125	0	0		
-----------	-------	-------	----	-------	------	----	-----	---	---	--	--

Sample ID: 09-5868-01EMSD		SampType: MSD	TestCode: 200.7_T		Run ID: ICP-OPTIMA 5300 DV_090819A		Prep Date: 8/17/2009		Units: mg/L		
		Batch ID: 20361	TestNo: E200.7, Rev.		FileID: 081909AM		Analysis Date: 8/19/2009		SeqNo: 895414		
Analyte	Result	LQL	SPK value	SPK Ref Val	%REC	LowLimit	HighLimit	RPD Ref Val	%RPD	RPDLimit	Qual

Calcium	28.63	0.387	10	20.43	81.9	75	125	29.42	2.72	20	
Iron	5.162	0.0700	5	0	103	75	125	5.344	3.46	20	
Manganese	1.915	0.00500	2	0.0435	93.6	75	125	1.972	2.92	20	
Potassium	12.36	0.340	10	1.846	105	75	125	12.73	2.89	20	
Selenium	2.053	0.100	2	0	103	75	125	2.125	3.45	20	
Sodium	19.54	0.400	10	9.829	97.1	75	125	20.13	2.96	20	

Sample ID: 09-5868-01EMSD		SampType: MSD	TestCode: 200.7_T		Run ID: ICP-OPTIMA 5300 DV_090822A		Prep Date: 8/17/2009		Units: mg/L		
		Batch ID: 20361	TestNo: E200.7, Rev.		FileID: 082209PM		Analysis Date: 8/22/2009		SeqNo: 896640		
Analyte	Result	LQL	SPK value	SPK Ref Val	%REC	LowLimit	HighLimit	RPD Ref Val	%RPD	RPDLimit	Qual

Magnesium	12.96	0.150	10	3.863	90.9	75	125	13.31	2.70	20	
-----------	-------	-------	----	-------	------	----	-----	-------	------	----	--

Qualifiers:
 U - Not detected at or above the Reporting Limit
 J - Analyte detected below quantitation limits
 S - Spike Recovery outside acceptance limits
 E - Extrapolated value, value exceeds calibration range.

R - RPD outside acceptance limits
 B - Analyte detected in the associated Method Blank
 H - Prep or analytical holding time exceeded
 X - See case narrative

Work Order: 09-6049

Client Project ID:

ANALYTICAL QC SUMMARY REPORT

TestNo: E300.0

Sample ID: MB 08/12/09	SampType: MBLK	TestCode: ANIONS_W	Run ID: IC-DX120_090812A	Prep Date: 8/12/09	Units: mg/L						
	Batch ID: R49226	TestNo: E300.0	FileID:	Analysis Date: 8/12/09	SeqNo: 891251						
Analyte	Result	LQL	SPK value	SPK Ref Val	%REC	LowLimit	HighLimit	RPD Ref Val	%RPD	RPDLimit	Qual

Chloride	U	0.50									
Nitrite-N	U	0.0040									
Bromide	U	0.050									
Nitrate-N	U	0.010									
Nitrite+Nitrate-N	U	0.010									
Sulfate	U	0.50									

Sample ID: LCS ALLT218076	SampType: LCS	TestCode: ANIONS_W	Run ID: IC-DX120_090812A	Prep Date: 8/12/09	Units: mg/L						
	Batch ID: R49226	TestNo: E300.0	FileID:	Analysis Date: 8/12/09	SeqNo: 891250						
Analyte	Result	LQL	SPK value	SPK Ref Val	%REC	LowLimit	HighLimit	RPD Ref Val	%RPD	RPDLimit	Qual

Chloride	18.97	2.5	20	0	94.9	90	110	0	0		
Nitrite-N	6.041	0.020	6.09	0	99.2	90	110	0	0		
Bromide	20.27	0.25	20	0	101	90	110	0	0		
Nitrate-N	4.468	0.050	4.518	0	98.9	90	110	0	0		
Nitrite+Nitrate-N	10.51	0.050	10.61	0	99.1	90	110	0	0		
Sulfate	29.13	2.5	30	0	97.1	90	110	0	0		

Qualifiers:

- U - Not detected at or above the Reporting Limit
- J - Analyte detected below quantitation limits
- S - Spike Recovery outside acceptance limits
- E - Extrapolated value, value exceeds calibration range.

- R - RPD outside acceptance limits
- B - Analyte detected in the associated Method Blank
- H - Prep or analytical holding time exceeded
- X - See case narrative

Evergreen Analytical, Inc.

Date: 12-Aug-09

Work Order: 09-6049

Client Project ID:

ANALYTICAL QC SUMMARY REPORT

TestCode: MEEP_W

Sample ID: GB081209	SampType: MBLK	TestCode: MEEP_W	Run ID: FID4_090812A	Prep Date: 08/12/09	Units: mg/L						
	Batch ID: GAS081209	TestNo: RSKSOP175	FileID: FB391	Analysis Date: 08/12/09	SeqNo: 890737						
Analyte	Result	LQL	SPK value	SPK Ref Val	%REC	LowLimit	HighLimit	RPD Ref Val	%RPD	RPDLimit	Qual
Methane	U	0.00080									

Sample ID: LCS081209	SampType: LCS	TestCode: MEEP_W	Run ID: FID4_090812A	Prep Date: 08/12/09	Units: mg/L						
	Batch ID: GAS081209	TestNo: RSKSOP175	FileID: FB392	Analysis Date: 08/12/09	SeqNo: 890738						
Analyte	Result	LQL	SPK value	SPK Ref Val	%REC	LowLimit	HighLimit	RPD Ref Val	%RPD	RPDLimit	Qual
Methane	0.5203	0.0080	0.5094	0	102	70	130	0	0		

Sample ID: LCSD081209	SampType: LCSD	TestCode: MEEP_W	Run ID: FID4_090812A	Prep Date: 08/12/09	Units: mg/L						
	Batch ID: GAS081209	TestNo: RSKSOP175	FileID: FB393	Analysis Date: 08/12/09	SeqNo: 890739						
Analyte	Result	LQL	SPK value	SPK Ref Val	%REC	LowLimit	HighLimit	RPD Ref Val	%RPD	RPDLimit	Qual
Methane	0.523	0.0080	0.5094	0	103	70	130	0.5203	0.512	30	

Sample ID: 09-6083-01BMS	SampType: MS	TestCode: MEEP_W	Run ID: FID4_090812A	Prep Date: 08/12/09	Units: mg/L						
	Batch ID: GAS081209	TestNo: RSKSOP175	FileID: FB410	Analysis Date: 08/12/09	SeqNo: 890734						
Analyte	Result	LQL	SPK value	SPK Ref Val	%REC	LowLimit	HighLimit	RPD Ref Val	%RPD	RPDLimit	Qual
Methane	0.7152	0.0080	0.5094	0.1933	102	70	130	0	0		

Sample ID: 09-6083-01BMSD	SampType: MSD	TestCode: MEEP_W	Run ID: FID4_090812A	Prep Date: 08/12/09	Units: mg/L						
	Batch ID: GAS081209	TestNo: RSKSOP175	FileID: FB411	Analysis Date: 08/12/09	SeqNo: 890735						
Analyte	Result	LQL	SPK value	SPK Ref Val	%REC	LowLimit	HighLimit	RPD Ref Val	%RPD	RPDLimit	Qual
Methane	0.71	0.0080	0.5094	0.1933	101	70	130	0.7152	0.724	30	

Qualifiers:

U - Not detected at or above the Reporting Limit
 J - Analyte detected below quantitation limits
 S - Spike Recovery outside acceptance limits
 E - Extrapolated value, value exceeds calibration range.

R - RPD outside acceptance limits
 B - Analyte detected in the associated Method Blank
 H - Prep or analytical holding time exceeded
 X - See case narrative

Work Order: 09-6049

Client Project ID:

ANALYTICAL QC SUMMARY REPORT

TestCode: CARB/BICARB_W

Sample ID	MBLK 8/19/09	SampType: MBLK	TestCode: CARB/BICAR	Run ID: ALK_090819A	Prep Date: 8/19/2009				Units: mg/L		
		Batch ID: R49356	TestNo: SM2320 B	FileID: 137	Analysis Date: 8/19/2009				SeqNo: 894429		
Analyte	Result	LQL	SPK value	SPK Ref Val	%REC	LowLimit	HighLimit	RPD Ref Val	%RPD	RPDLimit	Qual
Bicarbonate	U	5.0									
Carbonate	U	5.0									

Sample ID	LCS	SampType: LCS	TestCode: CARB/BICAR	Run ID: ALK_090819A	Prep Date: 8/19/2009				Units: mg/L		
		Batch ID: R49356	TestNo: SM2320 B	FileID: 138	Analysis Date: 8/19/2009				SeqNo: 894430		
Analyte	Result	LQL	SPK value	SPK Ref Val	%REC	LowLimit	HighLimit	RPD Ref Val	%RPD	RPDLimit	Qual
Bicarbonate	100	5.0	100	0	100	90	110	0	0		

Qualifiers:

U - Not detected at or above the Reporting Limit
 J - Analyte detected below quantitation limits
 S - Spike Recovery outside acceptance limits
 E - Extrapolated value, value exceeds calibration range.

R - RPD outside acceptance limits
 B - Analyte detected in the associated Method Blank
 H - Prep or analytical holding time exceeded
 X - See case narrative

Work Order: 09-6049

Client Project ID:

ANALYTICAL QC SUMMARY REPORT

TestCode: COND_W

Sample ID	LCS	SampType: LCS	TestCode: COND_W	Run ID: COND_090814A	Prep Date: 8/14/2009	Units: μmhos/cm						
		Batch ID: R49266	TestNo: SM2510 B	FileID: 1	Analysis Date: 8/14/2009	SeqNo: 892312						
Analyte		Result	LQL	SPK value	SPK Ref Val	%REC	LowLimit	HighLimit	RPD Ref Val	%RPD	RPDLimit	Qual
Specific Conductance		93.7	1.00	99.7	0	94	90	110	0	0		

Sample ID	LCS	SampType: LCS	TestCode: COND_W	Run ID: COND_090814A	Prep Date: 8/14/2009	Units: μmhos/cm						
		Batch ID: R49266	TestNo: SM2510 B	FileID: 1	Analysis Date: 8/14/2009	SeqNo: 892340						
Analyte		Result	LQL	SPK value	SPK Ref Val	%REC	LowLimit	HighLimit	RPD Ref Val	%RPD	RPDLimit	Qual
Specific Conductance		94.2	1.00	99.7	0	94.5	90	110	0	0		

Qualifiers:

U - Not detected at or above the Reporting Limit
J - Analyte detected below quantitation limits
S - Spike Recovery outside acceptance limits
E - Extrapolated value, value exceeds calibration range.

R - RPD outside acceptance limits
B - Analyte detected in the associated Method Blank
H - Prep or analytical holding time exceeded
X - See case narrative

Work Order: 09-6049

Client Project ID:

ANALYTICAL QC SUMMARY REPORT

TestCode: F_W

Sample ID	MBLK 08/13/09	SampType: MBLK	TestCode: F_W	Run ID: F_090813A	Prep Date: 8/13/2009	Units: mg/L					
		Batch ID: R49240	TestNo: SM 4500-F C	FileID: 1	Analysis Date: 8/13/2009	SeqNo: 891408					
Analyte	Result	LQL	SPK value	SPK Ref Val	%REC	LowLimit	HighLimit	RPD Ref Val	%RPD	RPDLimit	Qual

Fluoride U 0.20

Sample ID	MBLK 08/13/09	SampType: MBLK	TestCode: F_W	Run ID: F_090813A	Prep Date: 8/13/2009	Units: mg/L					
		Batch ID: R49240	TestNo: SM 4500-F C	FileID: 1	Analysis Date: 8/13/2009	SeqNo: 891433					
Analyte	Result	LQL	SPK value	SPK Ref Val	%REC	LowLimit	HighLimit	RPD Ref Val	%RPD	RPDLimit	Qual

Fluoride U 0.20

Sample ID	LCS	SampType: LCS	TestCode: F_W	Run ID: F_090813A	Prep Date: 8/13/2009	Units: mg/L					
		Batch ID: R49240	TestNo: SM 4500-F C	FileID: 2	Analysis Date: 8/13/2009	SeqNo: 891409					
Analyte	Result	LQL	SPK value	SPK Ref Val	%REC	LowLimit	HighLimit	RPD Ref Val	%RPD	RPDLimit	Qual

Fluoride 9.688 0.20 10 0 96.9 95 105 0 0

Sample ID	LCS	SampType: LCS	TestCode: F_W	Run ID: F_090813A	Prep Date: 8/13/2009	Units: mg/L					
		Batch ID: R49240	TestNo: SM 4500-F C	FileID: 2	Analysis Date: 8/13/2009	SeqNo: 891434					
Analyte	Result	LQL	SPK value	SPK Ref Val	%REC	LowLimit	HighLimit	RPD Ref Val	%RPD	RPDLimit	Qual

Fluoride 10.04 0.20 10 0 100 95 105 0 0

Qualifiers:

U - Not detected at or above the Reporting Limit
 J - Analyte detected below quantitation limits
 S - Spike Recovery outside acceptance limits
 E - Extrapolated value, value exceeds calibration range.

R - RPD outside acceptance limits
 B - Analyte detected in the associated Method Blank
 H - Prep or analytical holding time exceeded
 X - See case narrative

Work Order: 09-6049

Client Project ID:

ANALYTICAL QC SUMMARY REPORT

TestCode: PH_DW

Sample ID	LCS-R49190	SampType: LCS	TestCode: PH_DW	Run ID: PH_090812A	Prep Date: 8/12/2009	Units: pH Units					
		Batch ID: R49190	TestNo: E150.1	FileID:	Analysis Date: 8/12/2009	SeqNo: 890275					
Analyte	Result	LQL	SPK value	SPK Ref Val	%REC	LowLimit	HighLimit	RPD Ref Val	%RPD	RPDLimit	Qual
pH	7.99	1.00	8	0	99.9	99.3	100.7	0	0		

Qualifiers:

U - Not detected at or above the Reporting Limit
J - Analyte detected below quantitation limits
S - Spike Recovery outside acceptance limits
E - Extrapolated value, value exceeds calibration range.

R - RPD outside acceptance limits
B - Analyte detected in the associated Method Blank
H - Prep or analytical holding time exceeded
X - See case narrative

Work Order: 09-6049

Client Project ID:

ANALYTICAL QC SUMMARY REPORT

TestCode: TDS_W

Sample ID	MBLK 081309	SampType:	MBLK	TestCode:	TDS_W	Run ID:	ANALYTICAL BALANCE_190813A			Prep Date:	8/13/2009	Units:	mg/L
		Batch ID:	R49267	TestNo:	SM 2540C	FileID:	47			Analysis Date:	8/13/2009	SeqNo:	892351
Analyte		Result		LQL	SPK value	SPK Ref Val	%REC	LowLimit	HighLimit	RPD Ref Val	%RPD	RPDLimit	Qual

Total Dissolved Solids	U	10.0
------------------------	---	------

Sample ID	LCS	SampType: LCS	TestCode: TDS_W	Run ID: ANALYTICAL BALANCE_190813A	Prep Date: 8/13/2009	Units: mg/L						
		Batch ID: R49267	TestNo: SM 2540C	FileID: 48	Analysis Date: 8/13/2009	SeqNo: 892352						
Analyte		Result	LQL	SPK value	SPK Ref Val	%REC	LowLimit	HighLimit	RPD Ref Val	%RPD	RPDLimit	Qual

Total Dissolved Solids	398	10.0	400	0	99.5	90	110	0	0
------------------------	-----	------	-----	---	------	----	-----	---	---

Qualifiers:

U - Not detected at or above the Reporting Limit
J - Analyte detected below quantitation limits
S - Spike Recovery outside acceptance limits
E - Extrapolated value, value exceeds calibration range.

R - RPD outside acceptance limits
B - Analyte detected in the associated Method Blank
H - Prep or analytical holding time exceeded
X - See case narrative